



# National Wastewater Surveillance System (NWSS)



Wastewater (sewage) can be tested to detect traces of infectious diseases circulating in a community, even if people don't have symptoms. You can use these data as an early warning that levels of infections may be increasing or decreasing in your community.

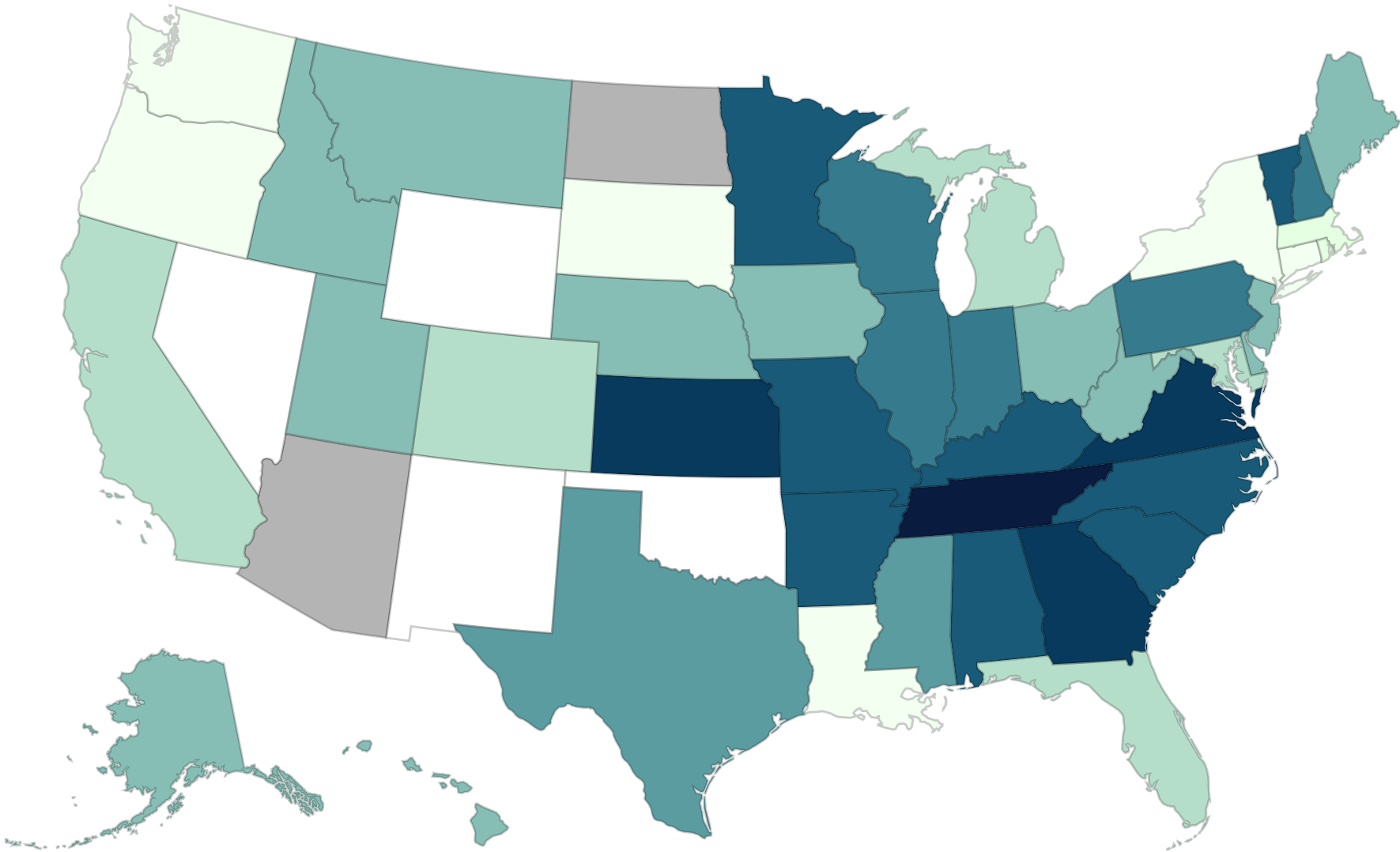
About CDC's Wastewater Program (NWSS)

How Wastewater Monitoring Works

## COVID-19 Current Wastewater Viral Activity Levels Map

COVID-19 NWSS Wastewater Monitoring in the U.S.

This interactive map shows current viral activity levels of SARS-COV-2 in wastewater.

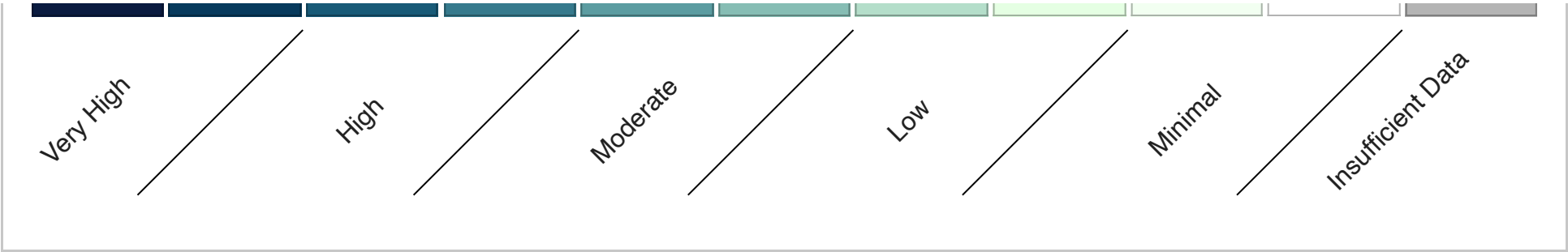


Territories **GU** **PR** **VI**

### Current SARS-CoV-2 Wastewater Viral Activity Level

Select a level to add or remove it from the visualization.





Testing has resumed for commercial contract wastewater sites (about 350 sites) that have had a temporary delay since September 15, 2023. Once sites have six weeks of data, the wastewater viral activity levels will be displayed.

Data last updated 2024-03-07

[Link to Dataset](#)

Data Table		
State/Territory	Viral Activity Level	Sites Currently Reporting
Alabama	High	7
Alaska	Moderate	2
Arizona	No Data	0
Arkansas	High	7
California	Low	64
Colorado	Low	53
Connecticut	Minimal	2
Delaware	Moderate	1
District Of Columbia	Moderate	1
Florida	Low	18
Georgia	Very High	8
Guam	No Data	0
Hawaii	Moderate	6
Idaho	Moderate	5

## About the Data

This map shows the median Wastewater Viral Activity Level of SARS-CoV-2 (the virus that causes COVID-19) reported by wastewater treatment plants within each state or territory over the previous week. Wastewater monitoring can detect viruses spreading from one person to another within a community earlier than clinical testing and before people who are sick go to their doctor or hospital. It can also detect infections without symptoms. If you see increased Wastewater Viral Activity Levels of SARS-CoV-2, it might indicate that there is a higher risk of infection. [See how to protect yourself from respiratory viruses like COVID-19.](#)

The Wastewater Viral Activity Level shows changes in SARS-CoV-2 virus levels in wastewater compared to the baseline level for each wastewater treatment plant. The Wastewater Viral Activity Levels are categorized into minimal, low, moderate, high, or very high as follows:


- Less than 1.5 – Minimal
- Greater than 1.5 and up to 3 – Low
- Greater than 3 and up to 4.5 – Moderate
- Greater than 4.5 and up to 8 – High
- Greater than 8 – Very High

For more information, see [Data Methods](#).

States and territories may have a higher density of sampling sites in certain geographic areas, so the median Wastewater Viral Activity Level may not represent the wastewater viral activity level for every community in the state or territory.

A label of “Insufficient Data” means that there is not a sufficient quantity of data, at least 6 weeks, to estimate the Wastewater Viral Activity Level in the last week. To see the sites reporting for each state or territory, see [Wastewater Surveillance on COVID Data Tracker](#).

## Explore more COVID-19 Wastewater Monitoring Data



### Other Links

- › [CDC’s Wastewater \(NWSS\) Program](#)
- › [How Wastewater Monitoring Works](#)
- › [About Wastewater Data](#)
- › [Mpox Wastewater Data](#)
- › [Current Activity Levels](#)