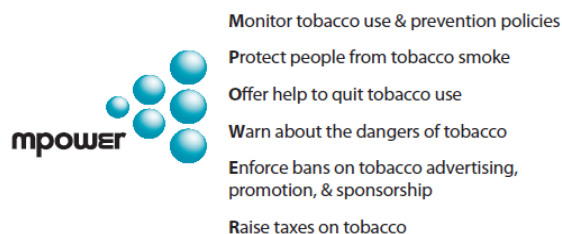


*Persons with disabilities experiencing problems accessing the factsheet file should contact GTSSinfo@cdc.gov, or call **1-800-CDC-INFO (1-800-232-4636)**.*

BACKGROUND

GATS is a global standard for systematically monitoring adult tobacco use and tracking key tobacco control indicators. This household survey collects data on persons 15 years of age and older. In Romania, GATS was first completed in 2011 and repeated in 2018. GATS 2018 was implemented by the National Institute of Public Health, and TOTEM Communication under the coordination of Romanian Ministry of Health and WHO Country and EURO Regional Office. Both surveys used similar multistage stratified cluster sample designs to produce nationally representative data. There were 4,517 interviews completed in the 2011 survey with an overall response rate of 88.5%. In 2018, 4,571 interviews were completed, with an overall response rate of 88.0%. For additional information, refer to the GATS 2011 and 2018 Country Factsheets.

GATS enhance countries' capacity to design, implement and evaluate tobacco control programs. It will also assist countries to fulfil their obligations under the World Health Organization's (WHO) Framework Convention on Tobacco Control (FCTC) to generate comparable data within and across countries. WHO has developed MPOWER, a package of six evidence-based demand reduction measures contained in the WHO FCTC that include:



POLICY CHANGES

Romania is a member of the European Union (EU) and tobacco control policies are correlated with EU legislative framework. In the period of 2011 to 2018 the following MPOWER policy measures were implemented:

M Monitoring of tobacco use among adults was conducted at EU level, through Eurobarometers in 2012, 2015 and in 2017, while monitoring of tobacco use among youth, during this timeframe, was conducted through two rounds of Global Youth Tobacco Surveys (in 2013 and 2017, for the age group 13-15); one round of Health Behaviour in School-Age Children survey (in 2014, for the age group 11-13), and two rounds of European School Survey Project on Alcohol and Other Drugs (in 2011 and 2015, for the age group 15-17).

P In 2016, Romania passed the Law No. 15/2016 which, bans the smoking of tobacco products in all enclosed public places, including government buildings, schools, universities, health care facilities, restaurants, bars and night clubs, workplaces, public transportation and at all playgrounds (placed in open and indoor spaces).

O Since 2011, the national coverage for cessation services decreased due to the reduction of funding allocated to the National Stop Smoking Program. The program covered the costs of treatment for nicotine addiction and counselling offered by medical practitioners.

W In 2017 new, rotating graphic health warning labels were introduced, which increased the displayed surface (from 45% to 65%). The new warning labels are placed on both sides and on the upper part of tobacco packs.

E Advertising, promotion and sponsorship for electronic cigarettes were banned in 2016 (Law No. 201/ 2016).

R During this timeframe, Romania became compliant with the EU tobacco taxation legislation (Directive 2011/64/EU). Since January 2016 it also levies taxes on the e-liquid and on heated tobacco products. In 2018, the total tax of the most sold brand of cigarettes (per standardized pack of 20) was 68.6% and on heated tobacco products (per 20 sticks) was 30.9%.

KEY FINDINGS

M Current tobacco use in Romania increased among all adults (from 26.8% in 2011 to 30.7% in 2018), and among women (from 16.8% in 2011 to 21.7% in 2018).

P From 2011 to 2018, exposure to secondhand smoke decreased in workplaces, and various public places: exposure declined from 34.2% to 10.1% in indoor work places. Among adults who visited various places in past 30 days, the exposure declined from 94.4% to 27.5% in bars and nightclubs, from 86.6% to 7.5% in restaurants, from 47.5% to 28.7% in universities, and from 20.7% to 6.4% in government buildings.

O The proportion of adult smokers who made a quit attempt in the past 12 months decreased overall from 37.8% in 2011 to 23.8% in 2018, and among 15-24 years old (from 43.8% to 24.6%), and 25 years and older (from 36.8% to 23.7%). There was a significant decline in smokers who visited a health care provider in past 12 months and were advised to quit (from 67.3% in 2011 to 57.1% in 2018).

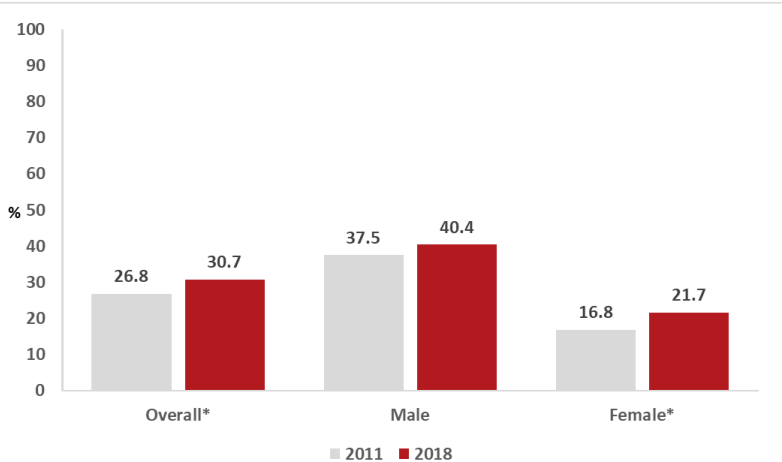
W There was a significant decline in noticing health warnings on cigarette packages among current smokers overall (from 97.9% to 94.8%) and among men (from 98.0% in 2011 to 96.6% in 2018).

E There was no significant change in exposure to cigarette advertisements or promotions in stores from 2011 to 2018.

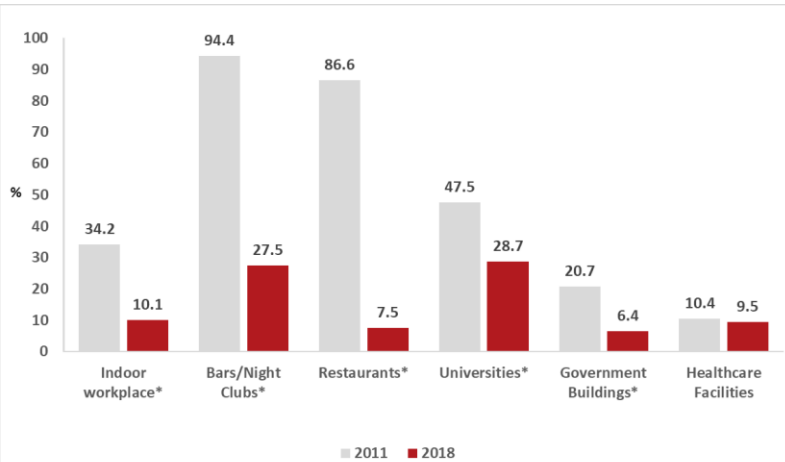
R Among current manufactured cigarette smokers, the adjusted average (median) cigarette expenditure per month increased from 312.7 Romanian leu in 2011 to 374.0 Romanian leu in 2018. Similarly, the adjusted average (median) cost of a pack of 20 manufactured cigarettes increased from 13.6 Romanian leu to 16.8 Romanian leu during the same period.

Note: Current tobacco use in GATS 2018 includes smoked tobacco, smokeless tobacco, and heated tobacco products.

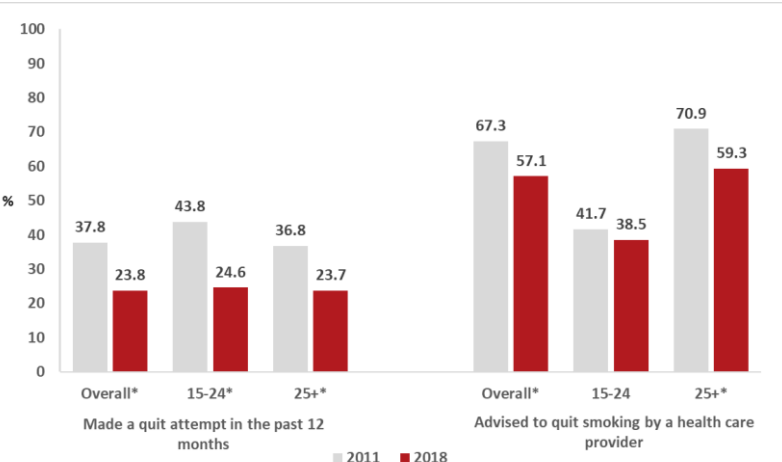
m Prevalence of current tobacco use by gender, GATS Romania 2011 and 2018¹



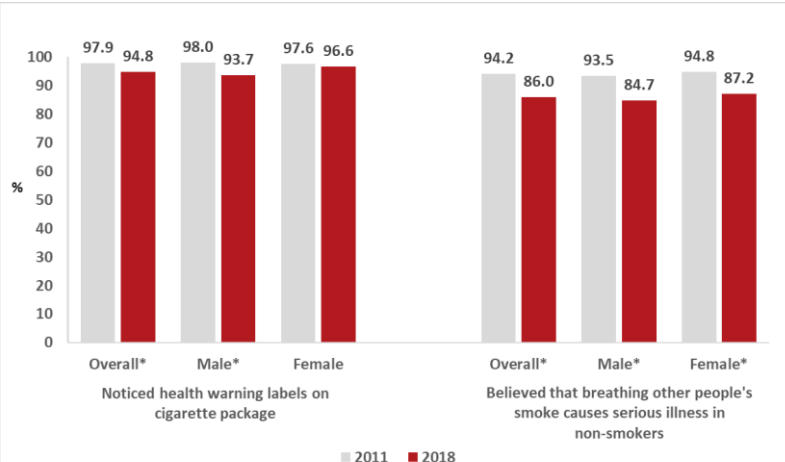
p Exposure to secondhand smoke in public places in the past 30 days, GATS Romania 2011 and 2018



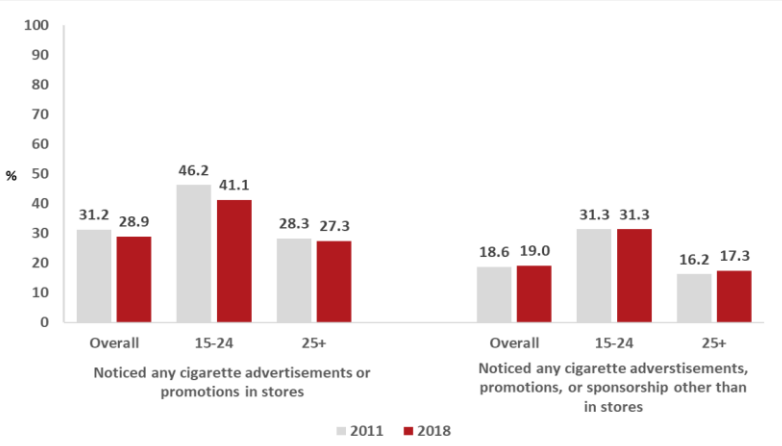
o Quit attempts and advice to quit by health care providers among smokers in the past 12 months by age, GATS Romania 2011 and 2018



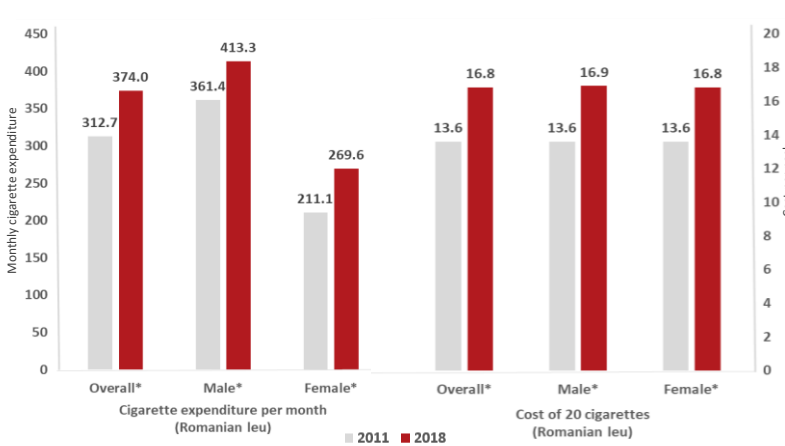
w Noticed health warning labels on cigarette packages and believed that secondhand smoke cause serious illness in non-smokers by gender, GATS Romania 2011 and 2018



e Noticed any cigarette advertisements or promotions in stores, and noticed any cigarette advertisements, promotions or sponsorship in any location other than in stores in the past 30 days by age, GATS Romania 2011 and 2018



r Median monthly expenditure and cost of a pack of 20 manufactured cigarettes [Romanian leu], GATS Romania 2011 and 2018



NOTE: Current use refers to daily and less than daily use. Adults refer to persons aged 15 years and older. Data have been weighted to be nationally representative of all non-institutionalized men and women aged 15 years and older. Percentages reflect the prevalence of each indicator in each group, not the distribution across groups. * Indicates comparison is statistically significant at $p < 0.05$. ¹ Current tobacco use in GATS 2018 includes smoked tobacco, smokeless tobacco, and heated tobacco products. Financial support was provided by the Bloomberg Initiative to Reduce Tobacco Use, a program of the Bloomberg Philanthropies. Technical assistance was provided by the Centers for Disease Control and Prevention (CDC), the World Health Organization (WHO), the Johns Hopkins Bloomberg School of Public Health, and RTI International. Program support was provided by the CDC Foundation.

Disclaimer: The findings and conclusion in this factsheet are those of the author(s) and do not necessarily represent the official position of the U.S. Centers for Disease Control and Prevention.