



# COVID Data Tracker

Maps, charts, and data provided by CDC, updates Mondays and Fridays by 8 p.m. ET

COVID-19  
Home >

## COVID-19 Update for the United States

### Early Indicators

#### Test Positivity >

% Test Positivity

9.3%

(February 4 to February 10, 2024)

Trend in % Test Positivity

**-0.6%** in most recent week



#### Emergency Department Visits >

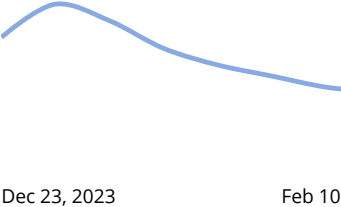
% Diagnosed as COVID-19

1.8%

(February 4 to February 10, 2024)

Trend in % Emergency Department Visits

**-5.3%** in most recent week



These early indicators represent a portion of national COVID-19 tests and emergency department visits. [Wastewater](#) information also provides early indicators of spread.

### Severity Indicators

#### Hospitalizations >

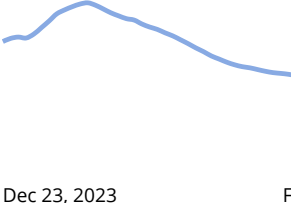
Hospital Admissions

21,373

(February 4 to February 10, 2024)

Trend in Hospital Admissions

**+0.8%** in most recent week



Total Hospitalizations

6,816,249

#### Deaths >

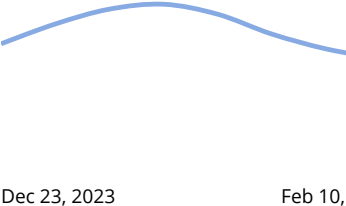
% of All Deaths in U.S. Due to COVID-19

2.7%

(February 4 to February 10, 2024)

Trend in % COVID-19 Deaths

**-6.9%** in most recent week



Total Deaths

1,178,527

CDC | Test Positivity data through: February 10, 2024; Emergency Department Visit data through: February 10, 2024; Hospitalization data through: February 10, 2024; Death data through: February 10, 2024.  
Posted: February 16, 2024 12:16 PM ET



Find the  
COVID-19  
hospital  
admission  
level in  
your  
county >



View  
Trends >  
in  
Hospitaliza  
tions,  
Deaths,  
Emergency  
Departmen  
t Visits, and  
Test  
Positivity



View Maps  
>  
of  
Hospitaliza  
tions,  
Deaths,  
Emergency  
Departmen  
t Visits, and  
Test  
Positivity

## COVID-19 Data Basics

Stay up to date on the most recent and detailed data for hospitalizations, deaths, emergency department visits, and vaccinations.

- Hospitalizations
- Deaths
- Emergency Department Visits
- Vaccination Distribution & Coverage
- Vaccine Effectiveness

## Variants, Wastewater, and More

Explore COVID-19 data focused on variants, wastewater surveillance, and post-COVID conditions.

- Variants & Genomic Surveillance
- Traveler-Based Genomic Surveillance
- Wastewater Surveillance
- Post-COVID Conditions

## Additional COVID-19 Data Topics

[Health Equity](#)[Pregnancy](#)[Pediatric](#)[Seroprevalence](#)

### Other COVID-19 Data

Links to supplemental CDC and Federal COVID data



### Communications Resources

Social media toolkits and graphics available to the public



### COVID-19 Home

All COVID-19 topics including prevention, travel, work, and school

## Recent Updates to COVID Data Tracker

Updated on February 09, 2024

- The [Wastewater Surveillance](#) page was updated to show the national trend of SARS-COV-2 viral activity levels in wastewater.





### Cite COVID Data Tracker

Centers for Disease Control and Prevention. COVID Data Tracker. Atlanta, GA: U.S. Department of Health and Human Services, CDC; 2024, February 19. <https://covid.cdc.gov/covid-data-tracker>

### COVID-19 Home >

All COVID-19 topics including prevention, travel, work, and school

HAVE QUESTIONS?

-  Visit CDC-INFO
-  Call 800-232-4636
-  Email CDC-INFO
-  Open 24/7

CDC INFORMATION

- About CDC
- Jobs
- Funding
- Policies
- File Viewers & Players

- Privacy
- FOIA
- No Fear Act
- OIG
- Nondiscrimination
- Accessibility

CONNECT WITH CDC



U.S. Department of Health & Human Services

USA.gov

CDC Website Exit Disclaimer 