

## Error processing SSI file



Centers for Disease Control and Prevention  
CDC 24/7: Saving Lives. Protecting People.™

## Seasonal Influenza (Flu)

### Error processing SSI file



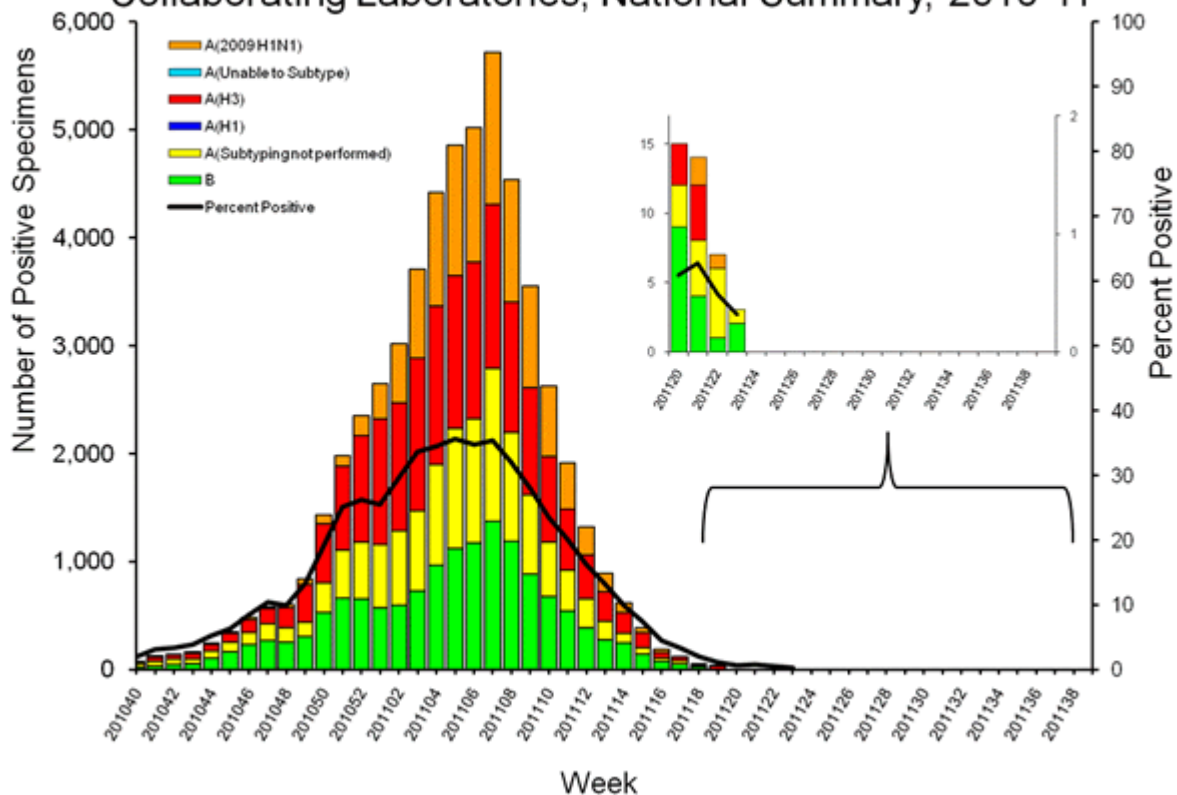
2010-2011 Influenza Season Week 22 ending June 4, 2011

*All data are preliminary and may change as more reports are received.*

### U.S. Virologic Surveillance:

WHO and NREVSS collaborating laboratories located in all 50 states and Washington, D.C. report to CDC the number of respiratory specimens tested for influenza and the number positive by influenza type and subtype.

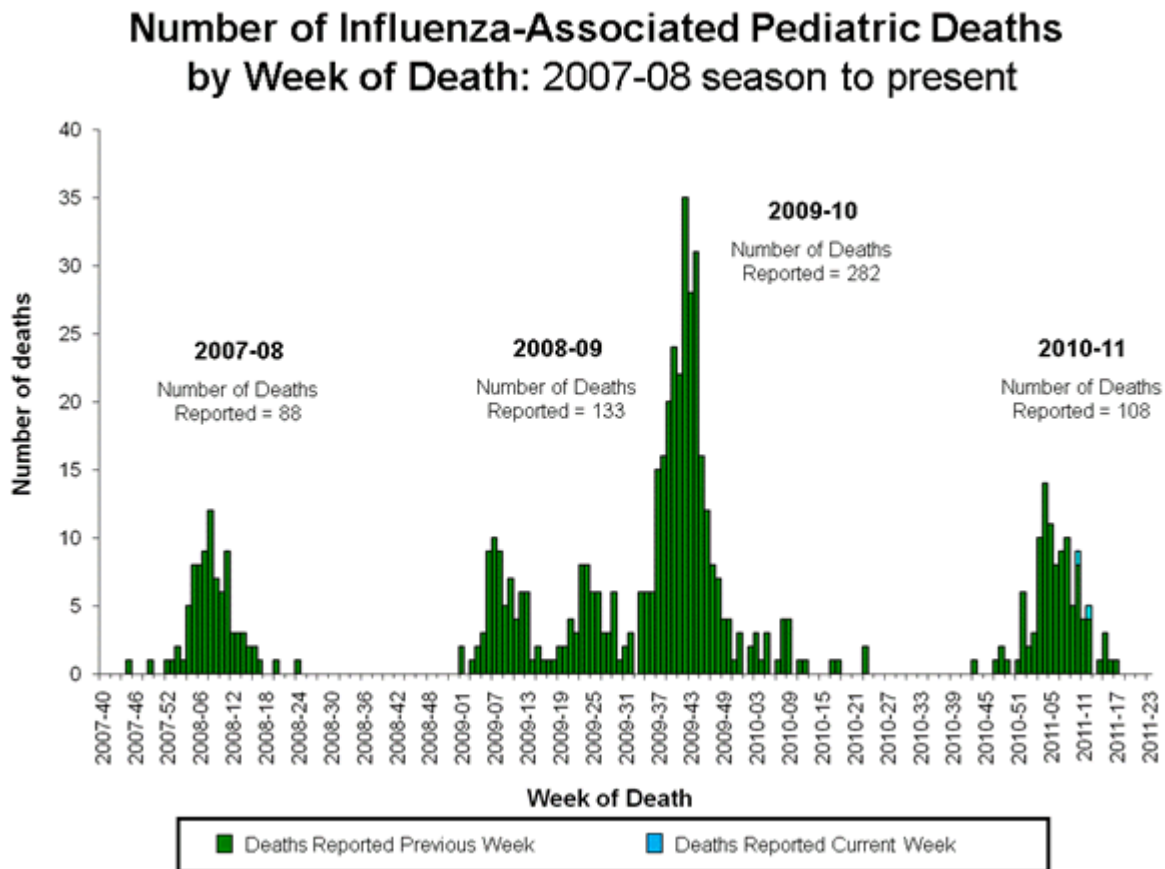
Influenza Positive Tests Reported to CDC by U.S. WHO/NREVSS  
Collaborating Laboratories, National Summary, 2010-11



[View Chart Data](#) | [View Full Screen](#) | [View PowerPoint Presentation](#)

## Pneumonia and Influenza (P&I) Mortality Surveillance

During week 22, 7.1% of all deaths reported through the 122-Cities Mortality Reporting System were due to P&I. This percentage was at the epidemic threshold of 7.1% for week 22.

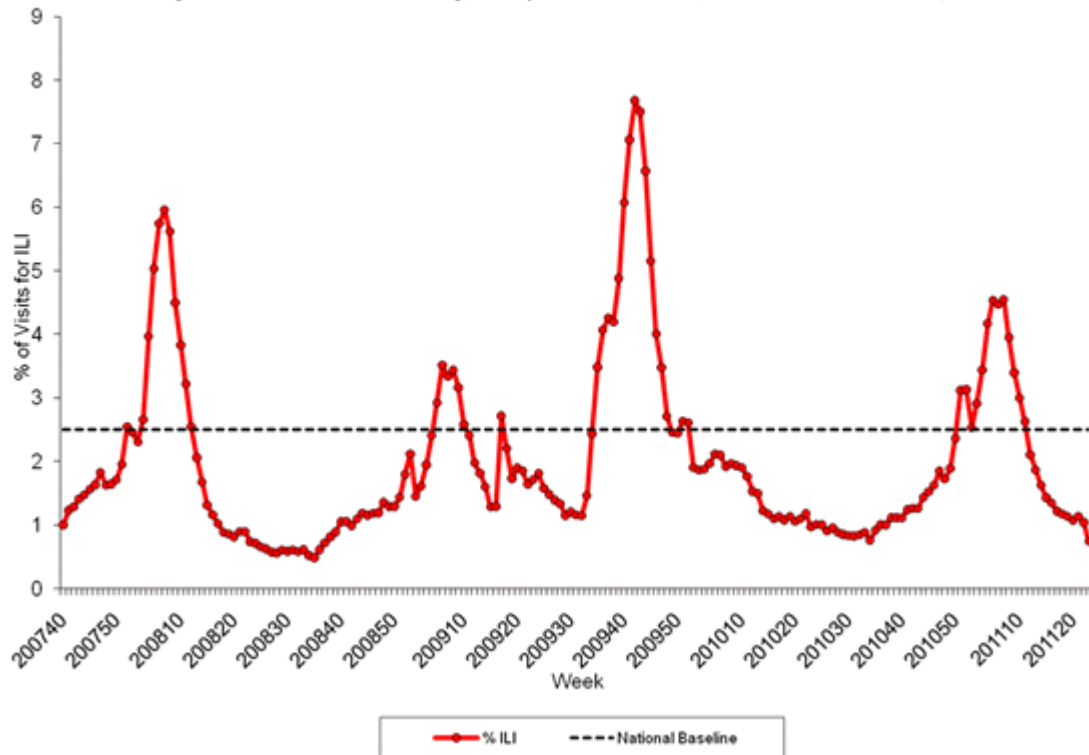


[View Full Screen](#) | [View PowerPoint Presentation](#) 

## Influenza-Associated Pediatric Mortality

No influenza-associated pediatric deaths were reported to CDC during week 22. This season, 106 laboratory-confirmed influenza-associated pediatric deaths from 33 states, Chicago, and New York City have been reported. Forty-one of the 106 deaths reported were associated with influenza B viruses; 27 were associated with 2009 influenza A (H1N1) viruses; 18 deaths reported were associated with influenza A (H3N2) viruses, and 20 were associated with an influenza A virus for which the subtype was not determined.

Percentage of Visits for Influenza-like Illness (ILI) Reported by the U.S. Outpatient Influenza-like Illness Surveillance Network (ILINet), Weekly National Summary, September 30, 2007 – June 11, 2011

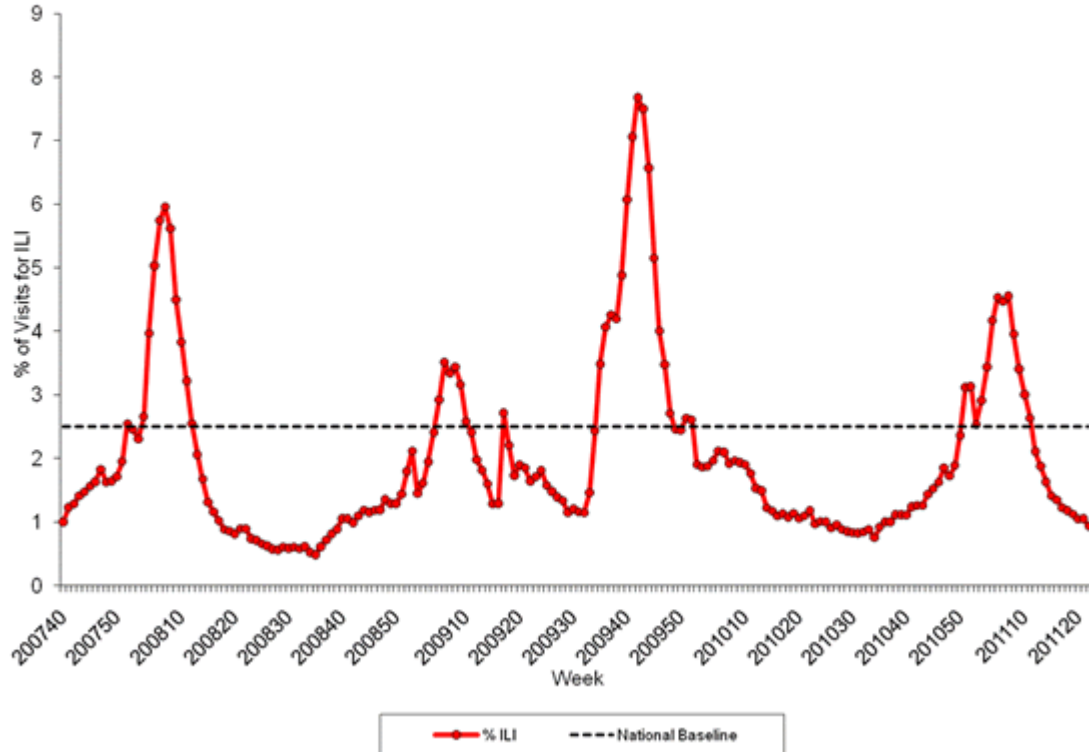


[View Full Screen](#) | [View PowerPoint Presentation](#) 

## Outpatient Illness Surveillance:

Nationwide during week 22, 0.9% of patient visits reported through the U.S. Outpatient Influenza-like Illness Surveillance Network (ILINet) were due to influenza-like illness (ILI). This percentage is below the national baseline of 2.5%.

Percentage of Visits for Influenza-like Illness (ILI) Reported by  
the U.S. Outpatient Influenza-like Illness Surveillance Network (ILINet),  
Weekly National Summary, September 30, 2007 – June 4, 2011



[View Chart Data](#) | [View Full Screen](#) | [View PowerPoint Presentation](#) 

A description of surveillance methods is available at: <http://www.cdc.gov/flu/weekly/overview.htm>

#### Error processing SSI file

Page last reviewed: June 10, 2011

Page last reviewed: June 10, 2011

Content source: [Centers for Disease Control and Prevention](#)

Centers for Disease Control and Prevention 1600 Clifton Road Atlanta, GA 30329-4027,  
USA

800-CDC-INFO (800-232-4636) TTY: (888) 232-6348 - [Contact CDC-INFO](#)

