

Error processing SSI file



Centers for Disease Control and Prevention
CDC 24/7: Saving Lives. Protecting People.™

Seasonal Influenza (Flu)

Error processing SSI file



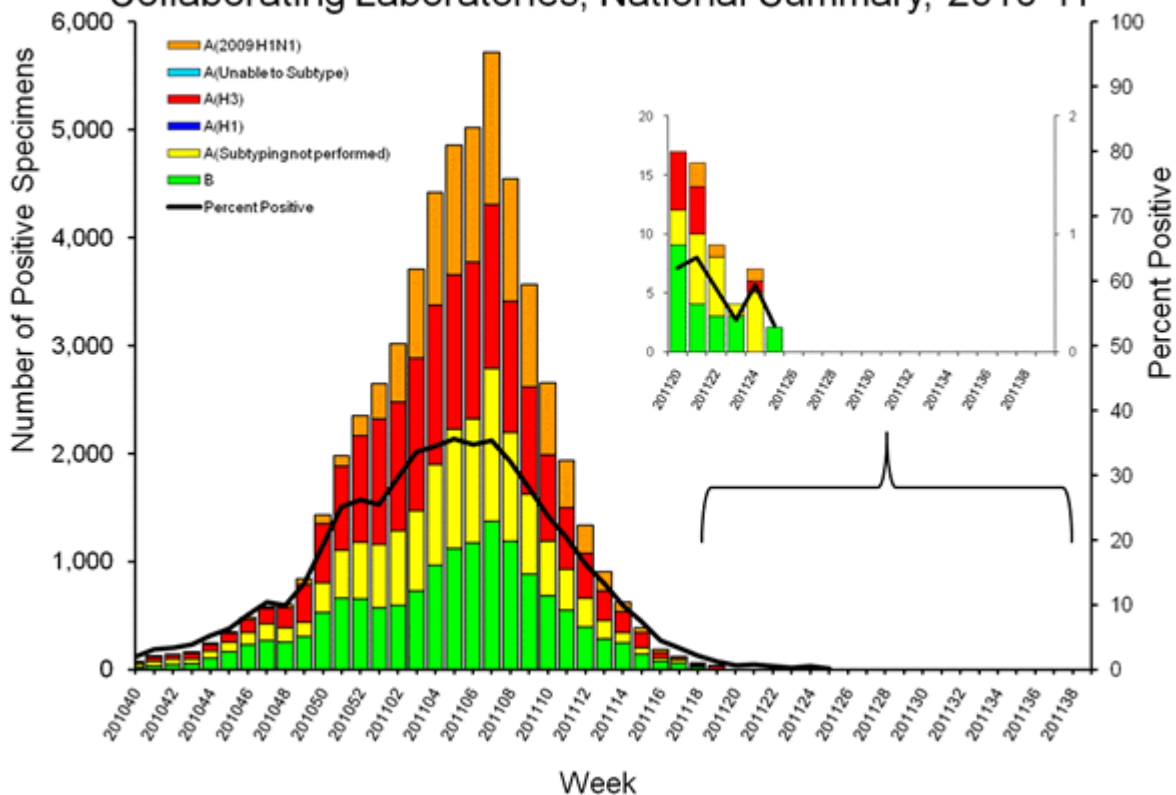
2010-2011 Influenza Season Week 25 ending June 25, 2011

All data are preliminary and may change as more reports are received.

U.S. Virologic Surveillance:

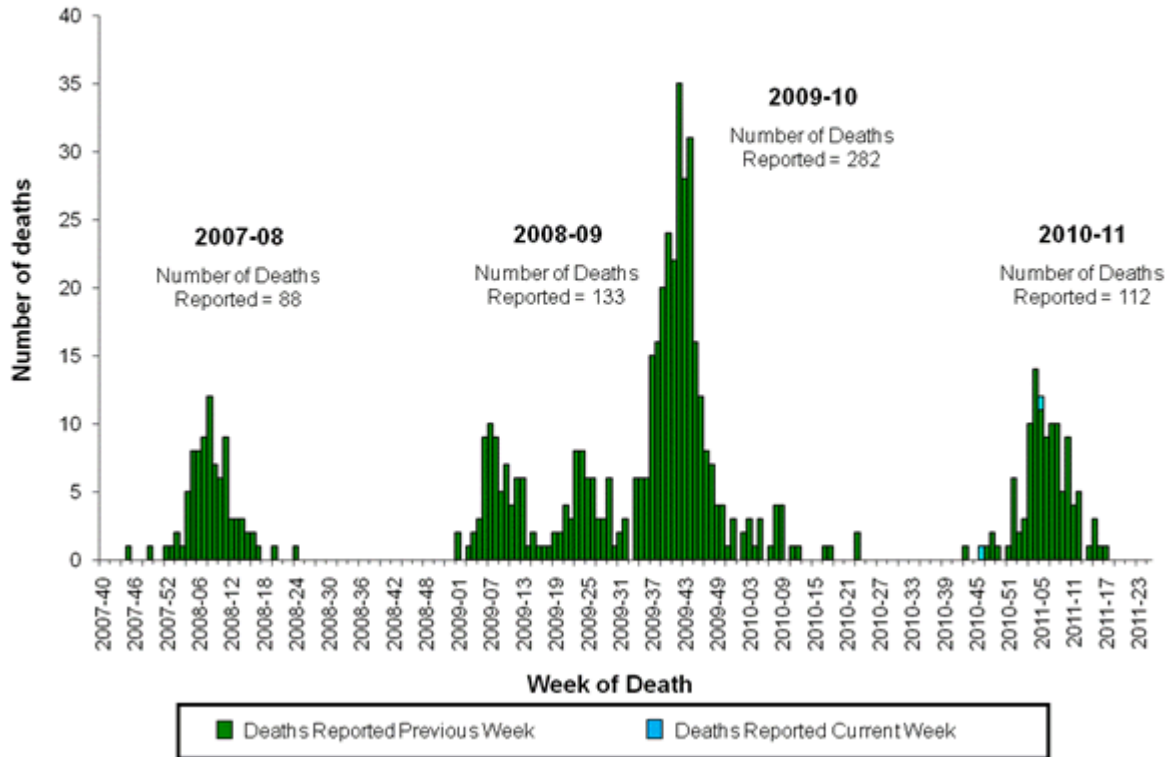
WHO and NREVSS collaborating laboratories located in all 50 states and Washington, D.C. report to CDC the number of respiratory specimens tested for influenza and the number positive by influenza type and subtype.

Influenza Positive Tests Reported to CDC by U.S. WHO/NREVSS Collaborating Laboratories, National Summary, 2010-11



[View Chart Data](#) | [View Full Screen](#) | [View PowerPoint Presentation](#)

Number of Influenza-Associated Pediatric Deaths by Week of Death: 2007-08 season to present

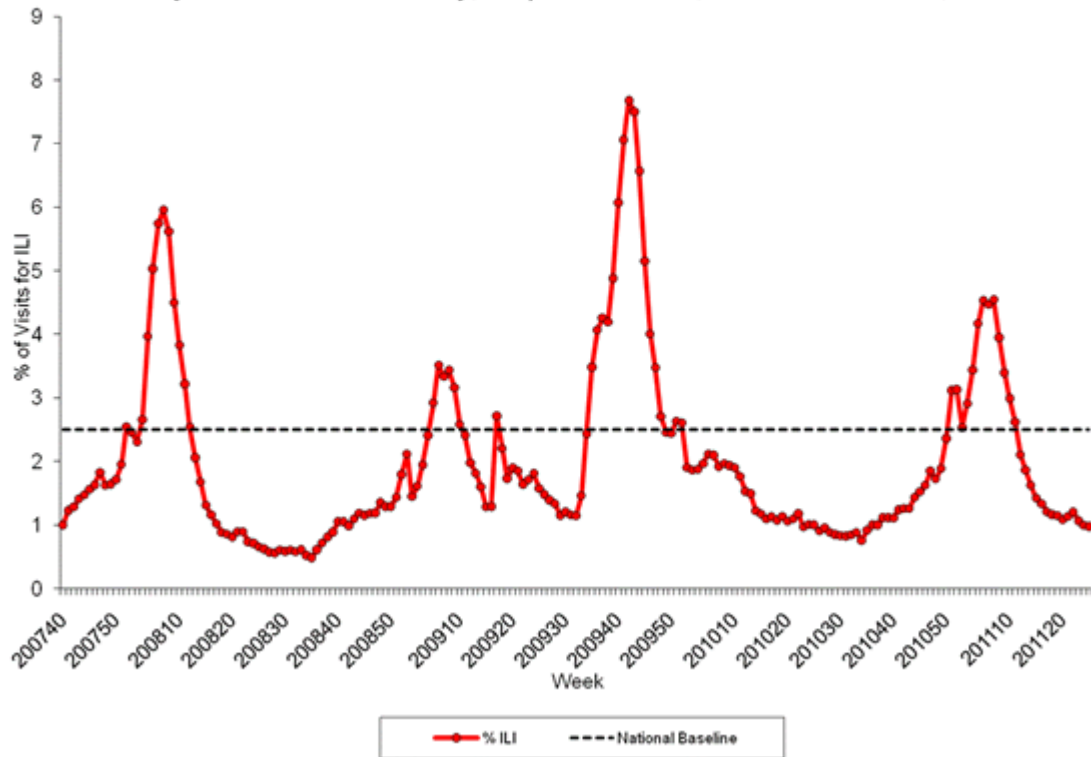



[View Full Screen](#) | [View PowerPoint Presentation](#) 

Outpatient Illness Surveillance:

Nationwide during week 25, 1.0% of patient visits reported through the U.S. Outpatient Influenza-like Illness Surveillance Network (ILINet) were due to influenza-like illness (ILI). This percentage is below the national baseline of 2.5%.

Percentage of Visits for Influenza-like Illness (ILI) Reported by
the U.S. Outpatient Influenza-like Illness Surveillance Network (ILINet),
Weekly National Summary, September 30, 2007 – June 25, 2011



[View Chart Data](#) | [View Full Screen](#) | [View PowerPoint Presentation](#) 

A description of surveillance methods is available at: <http://www.cdc.gov/flu/weekly/overview.htm>

Error processing SSI file

Page last reviewed: July 1, 2011

Page last reviewed: July 1, 2011

Content source: [Centers for Disease Control and Prevention](#)

Centers for Disease Control and Prevention 1600 Clifton Road Atlanta, GA 30329-4027,

USA

800-CDC-INFO (800-232-4636) TTY: (888) 232-6348 - [Contact CDC-INFO](#)

