



COVID Data Tracker

Maps, charts, and data provided by CDC, updates Mondays and Fridays by 8 p.m. ET

COVID-19
Home >

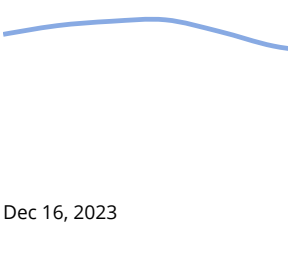
COVID-19 Update for the United States

Early Indicators

Test Positivity >

% Test Positivity
10.0%
(January 28 to February 3, 2024)

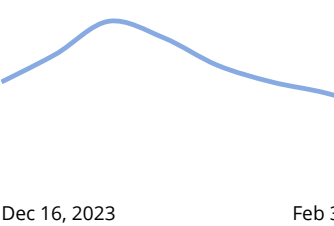
Trend in % Test Positivity
-0.6% in most recent week



Emergency Department Visits >

% Diagnosed as COVID-19
1.8%
(January 28 to February 3, 2024)

Trend in % Emergency Department Visits
-10.8% in most recent week



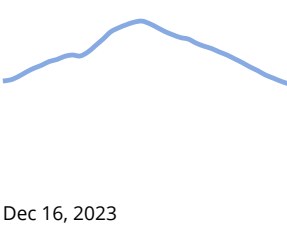
These early indicators represent a portion of national COVID-19 tests and emergency department visits.
[Wastewater](#) information also provides early indicators of spread.

Severity Indicators

Hospitalizations >

Hospital Admissions
20,772
(January 28 to February 3, 2024)

Trend in Hospital Admissions
-10% in most recent week



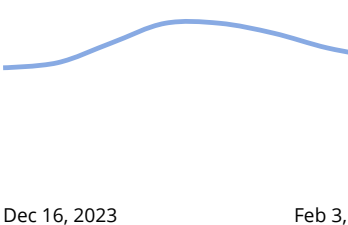
Dec 16, 2023

Total Hospitalizations
6,793,622

Deaths >

% of All Deaths in U.S. Due to COVID-19
3.1%
(January 28 to February 3, 2024)

Trend in % COVID-19 Deaths
-6.1% in most recent week



Dec 16, 2023

Feb 3,

Total Deaths
1,176,639

CDC | Test Positivity data through: February 3, 2024; Emergency Department Visit data through: February 3, 2024; Hospitalization data through: February 3, 2024; Death data through: February 3, 2024.
Posted: February 9, 2024 4:27 PM ET



Find the
COVID-19
hospital
admission
level in
your
county >



View
Trends >
in
Hospitaliza
tions,
Deaths,
Emergency
Departmen
t Visits, and
Test
Positivity



View Maps
>
of
Hospitaliza
tions,
Deaths,
Emergency
Departmen
t Visits, and
Test
Positivity

COVID-19 Data Basics

Stay up to date on the most recent and detailed data for hospitalizations, deaths, emergency department visits, and vaccinations.

- Hospitalizations
- Deaths
- Emergency Department Visits
- Vaccination Distribution & Coverage
- Vaccine Effectiveness

Variants, Wastewater, and More

Explore COVID-19 data focused on variants, wastewater surveillance, and post-COVID conditions.

- Variants & Genomic Surveillance
- Traveler-Based Genomic Surveillance
- Wastewater Surveillance
- Post-COVID Conditions

Additional COVID-19 Data Topics

[Health Equity](#)[Pregnancy](#)[Pediatric](#)[Seroprevalence](#)

Other COVID-19 Data

Links to supplemental CDC and Federal COVID data



Communications Resources

Social media toolkits and graphics available to the public



COVID-19 Home

All COVID-19 topics including prevention, travel, work, and school

Recent Updates to COVID Data Tracker

Updated on February 09, 2024

- The [Wastewater Surveillance](#) page was updated to show the national trend of SARS-COV-2 viral activity levels in wastewater.





Cite COVID Data Tracker

Centers for Disease Control and Prevention. COVID Data Tracker. Atlanta, GA: U.S. Department of Health and Human Services, CDC; 2024, February 10. <https://covid.cdc.gov/covid-data-tracker>

COVID-19 Home >

All COVID-19 topics including prevention, travel, work, and school

HAVE QUESTIONS?

-  Visit CDC-INFO
-  Call 800-232-4636
-  Email CDC-INFO
-  Open 24/7

CDC INFORMATION

- About CDC
- Jobs
- Funding
- Policies
- File Viewers & Players

- Privacy
- FOIA
- No Fear Act
- OIG
- Nondiscrimination
- Accessibility

CONNECT WITH CDC



U.S. Department of Health & Human Services

USA.gov

CDC Website Exit Disclaimer 