

National Wastewater Surveillance System (NWSS)



National Wastewater Surveillance System (NWSS)



Wastewater (sewage) can be tested to detect traces of infectious diseases circulating in a community, even if people don't have symptoms. You can use these data as an early warning that levels of infections may be increasing or decreasing in your community.

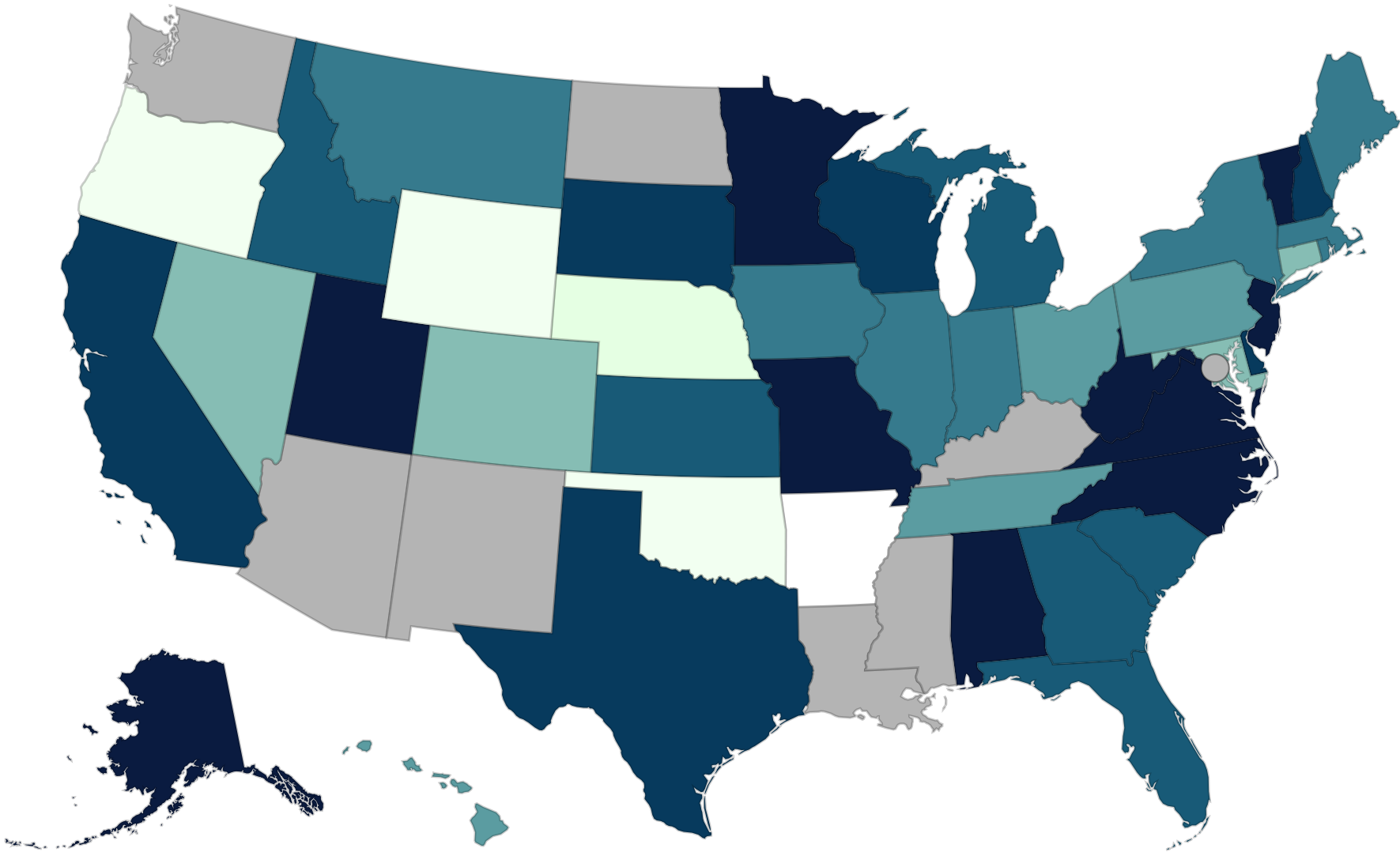
About CDC's Wastewater Program (NWSS)

How Wastewater Monitoring Works

COVID-19 Current Wastewater Viral Activity Levels Map

COVID-19 NWSS Wastewater Monitoring in the U.S.

This interactive map shows current viral activity levels of SARS-COV-2 in wastewater.

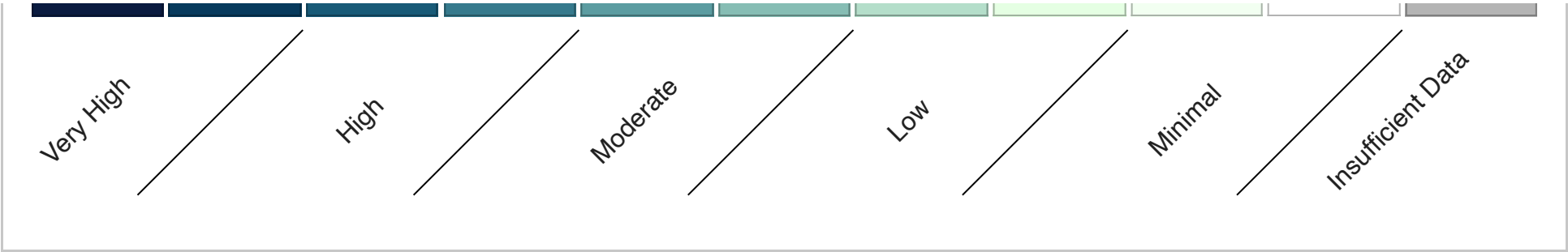


Territories **GU** **PR** **VI**

Current SARS-CoV-2 Wastewater Viral Activity Level

Select a level to add or remove it from the visualization.





Testing has resumed for commercial contract wastewater sites (about 350 sites) that have had a temporary delay since September 15, 2023. Once sites have six weeks of data, the wastewater viral activity levels will be displayed.

Data last updated 2024-01-25

[Link to Dataset](#)

Data Table		
State/Territory ▲	Viral Activity Level	Sites Currently Reporting
● Alabama	Very High	6
● Alaska	Very High	2
● Arizona	No Data	0
○ Arkansas	Minimal	2
● California	Very High	53
● Colorado	Moderate	33
● Connecticut	Moderate	1
● Delaware	Very High	8
● District Of Columbia	No Data	0
● Florida	High	11
● Georgia	High	17
● Guam	No Data	0
● Hawaii	Moderate	6
● Idaho	High	6

About the Data


This map shows the median Wastewater Viral Activity Level of SARS-CoV-2 virus reported by wastewater treatment plants within each state or territory over the previous week. The Wastewater Viral Activity Level shows changes in SARS-CoV-2 virus levels in wastewater compared to the baseline level for each wastewater treatment plant. **Most simply, the value associated with the Wastewater Viral Activity Level is the number of standard deviations above the baseline, transformed to the linear scale.** For more information, see [Data Methods](#).

The Wastewater Viral Activity Level for each state or territory is categorized into very high, high, moderate, low, or minimal. Wastewater monitoring can detect viruses spreading from one person to another within a community earlier than clinical testing and before people who are sick go to their doctor or hospital. It can also detect infections without symptoms. If you see increased Wastewater Viral Activity Levels of SARS-CoV-2, it might indicate that there is a higher risk of infection. [See how to protect yourself from respiratory viruses like COVID-19.](#)

States and territories may have a higher density of sampling sites in certain geographic areas, so the median Wastewater Viral Activity Level may not represent the wastewater viral activity level for every community in the state or territory. For example, a high wastewater viral activity level within a large city could cause the entire state or territory to display high activity.

A label of “Insufficient Data” means that there is not a sufficient quantity of data, at least 6 weeks, to estimate the Wastewater Viral Activity Level in the last week. To see the sites reporting for each state or territory, see [Wastewater Surveillance on COVID Data Tracker](#).

Explore more COVID-19 Wastewater Monitoring Data



Other Links

- › [CDC’s Wastewater \(NWSS\) Program](#)
- › [How Wastewater Monitoring Works](#)
- › [About Wastewater Data](#)
- › [Mpox Wastewater Data](#)
- › [Current Activity Levels](#)