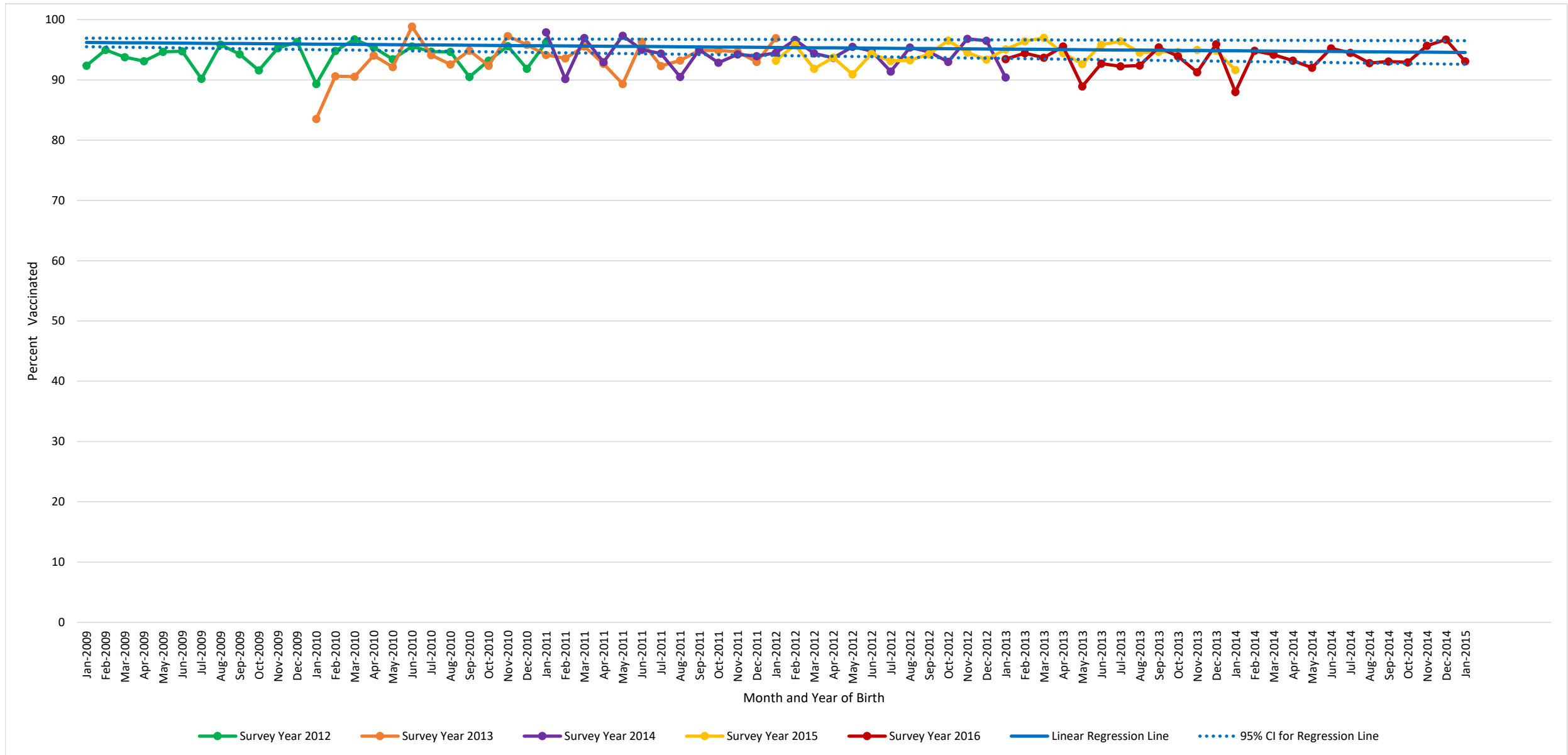


Figure 18. Estimated vaccination coverage with ≥ 3 doses of diphtheria, tetanus, and acellular pertussis vaccine by 24 months of age,* by month and year of birth[†] -- National Immunization Survey-Child, United States 2012-2016

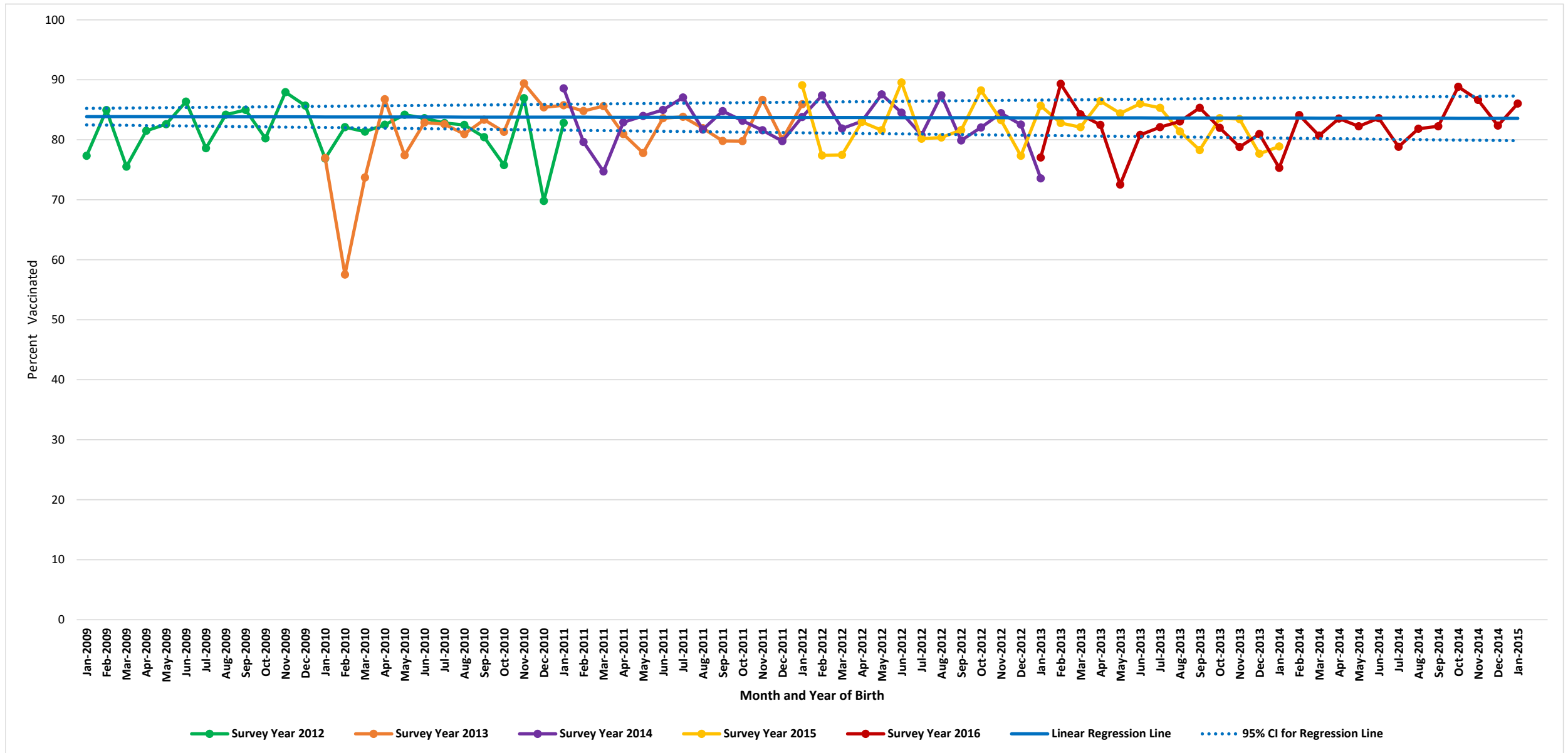


Abbreviations: CI = Confidence Interval

* Vaccination coverage was assessed before the child reached his/her 24 month birthday. The Kaplan-Meier method was used to account for censoring of vaccination status for children assessed before age 24 months.

[†] Estimated linear relationship between month and year of birth and vaccination coverage, based on weighted linear regression analysis using the inverse of the estimated variance of each point estimate to construct the weights.

Figure 19. Estimated vaccination coverage with ≥4 doses of diphtheria, tetanus, and acellular pertussis vaccine by 24 months of age,* by month and year of birth† -- National Immunization Survey-Child, United States 2012-2016

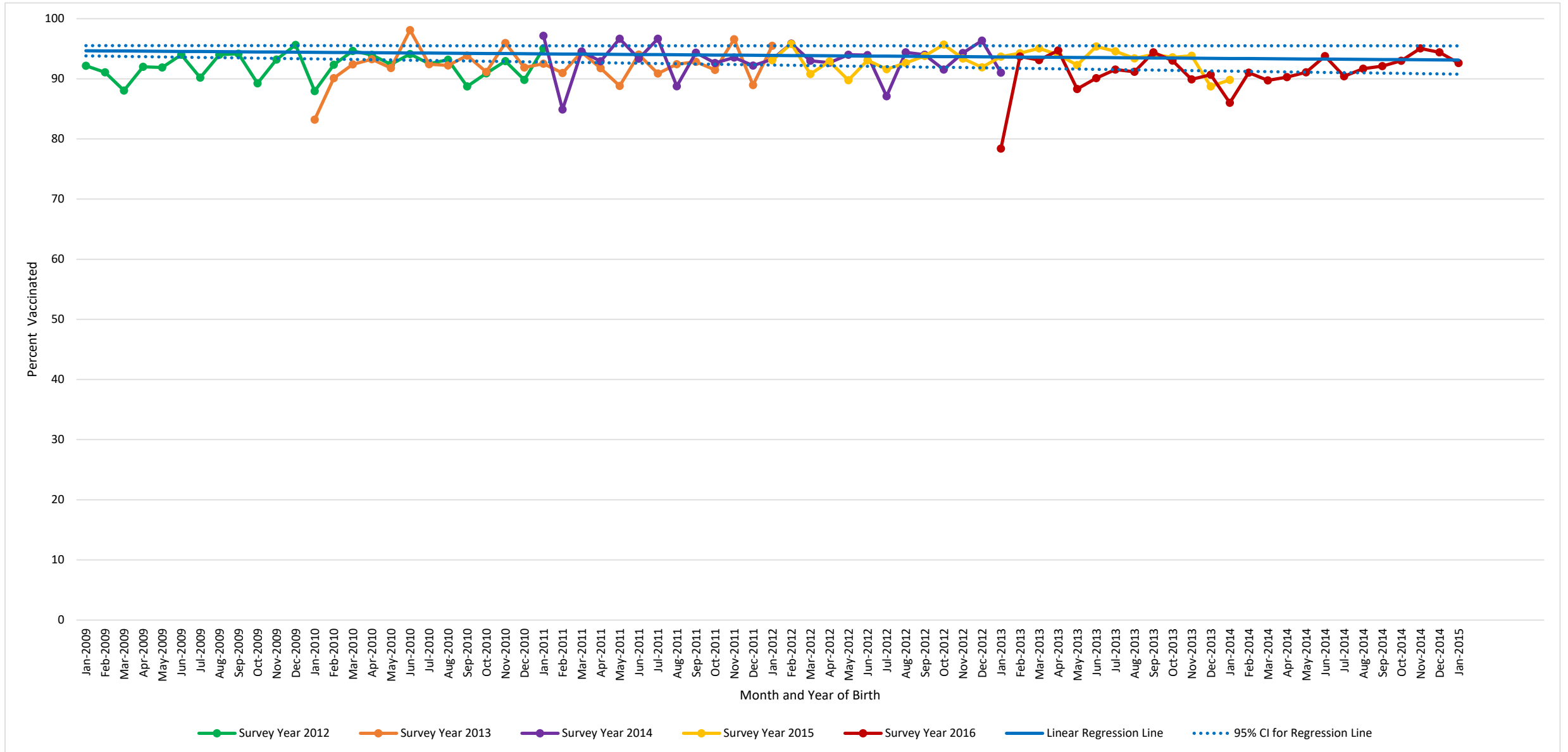


Abbreviations: CI = Confidence Interval

* Vaccination coverage was assessed before the child reached his/her 24 month birthday. The Kaplan-Meier method was used to account for censoring of vaccination status for children assessed before age 24 months.

† Estimated linear relationship between month and year of birth and vaccination coverage, based on weighted linear regression analysis using the inverse of the estimated variance of each point estimate to construct the weights.

Figure 20. Estimated vaccination coverage with ≥ 3 doses of poliovirus vaccine by 24 months of age,* by month and year of birth[†] -- National Immunization Survey-Child, United States 2012-2016

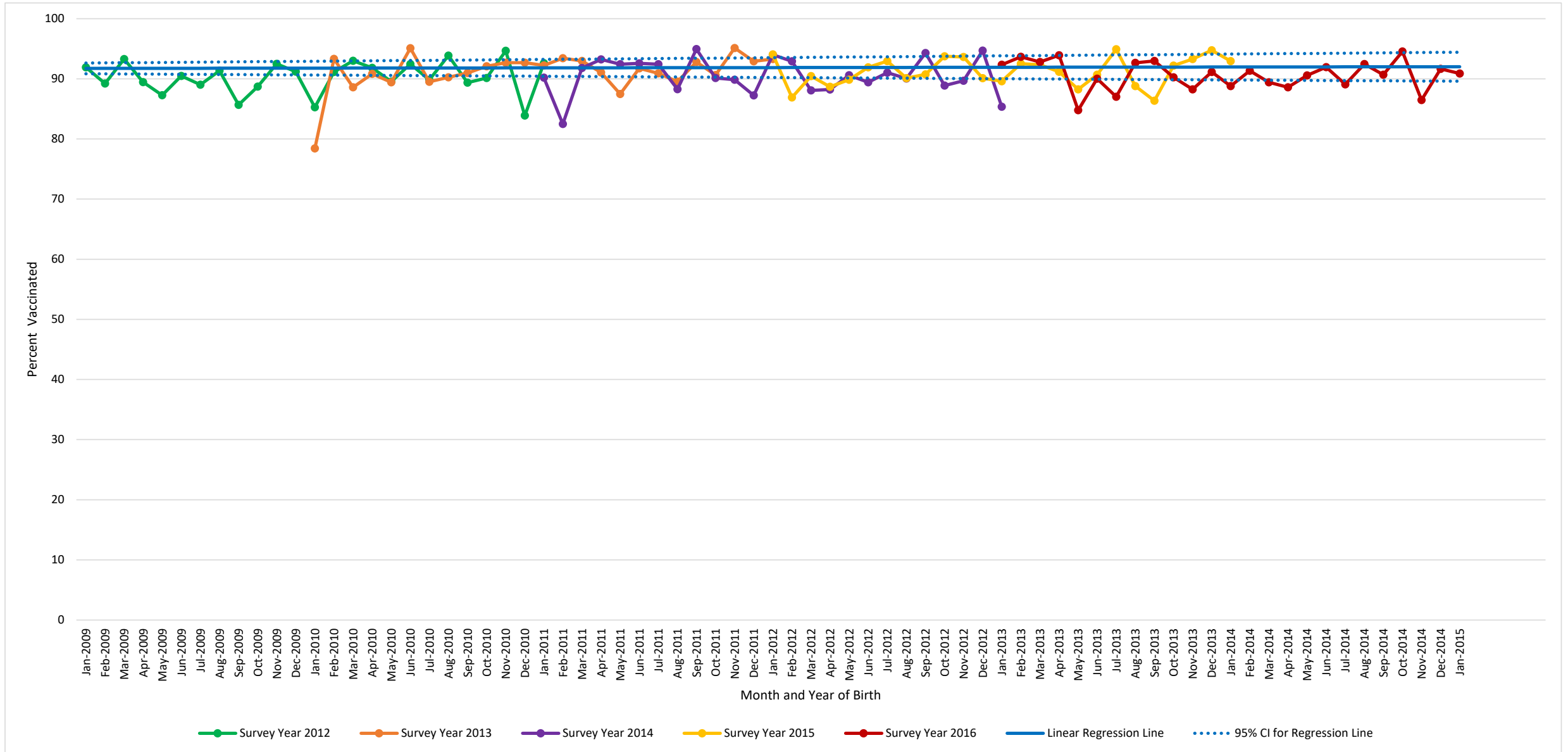


Abbreviations: CI = Confidence Interval

* Vaccination coverage was assessed before the child reached his/her 24 month birthday. The Kaplan-Meier method was used to account for censoring of vaccination status for children assessed before age 24 months.

[†] Estimated linear relationship between month and year of birth and vaccination coverage, based on weighted linear regression analysis using the inverse of the estimated variance of each point estimate to construct the weights.

Figure 21. Estimated vaccination coverage with ≥ 1 dose of measles, mumps, and rubella vaccine by 24 months of age,* by month and year of birth[†] -- National Immunization Survey-Child, United States 2012-2016

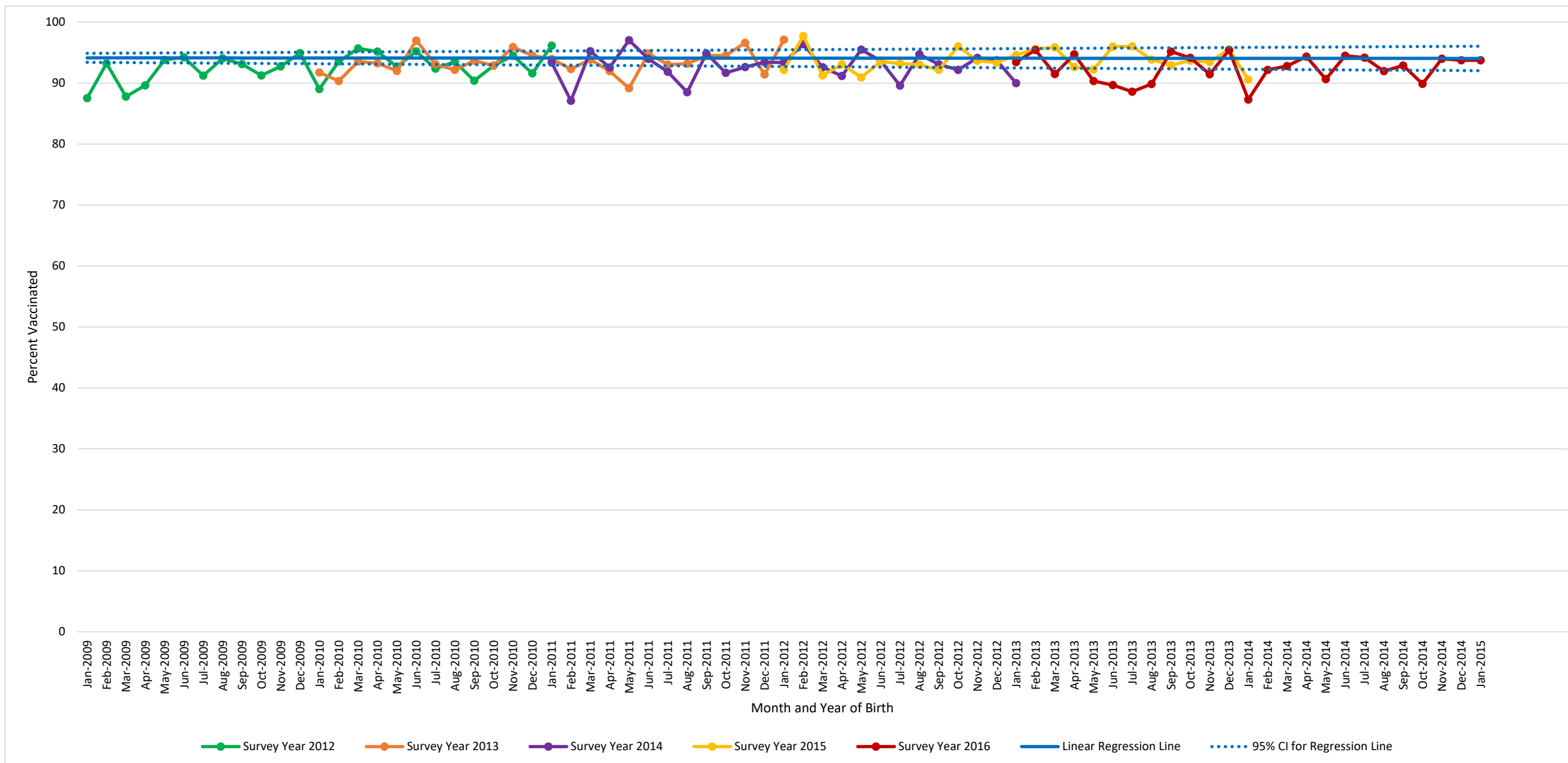


Abbreviations: CI = Confidence Interval

* Vaccination coverage was assessed before the child reached his/her 24 month birthday. The Kaplan-Meier method was used to account for censoring of vaccination status for children assessed before age 24 months.

[†] Estimated linear relationship between month and year of birth and vaccination coverage, based on weighted linear regression analysis using the inverse of the estimated variance of each point estimate to construct the weights.

Figure 22. Estimated vaccination coverage with *Haemophilus influenzae* type b vaccine(Hib) primary series* by 24 months of age,[†] by month and year of birth[‡] -- National Immunization Survey-Child, United States 2012-2016



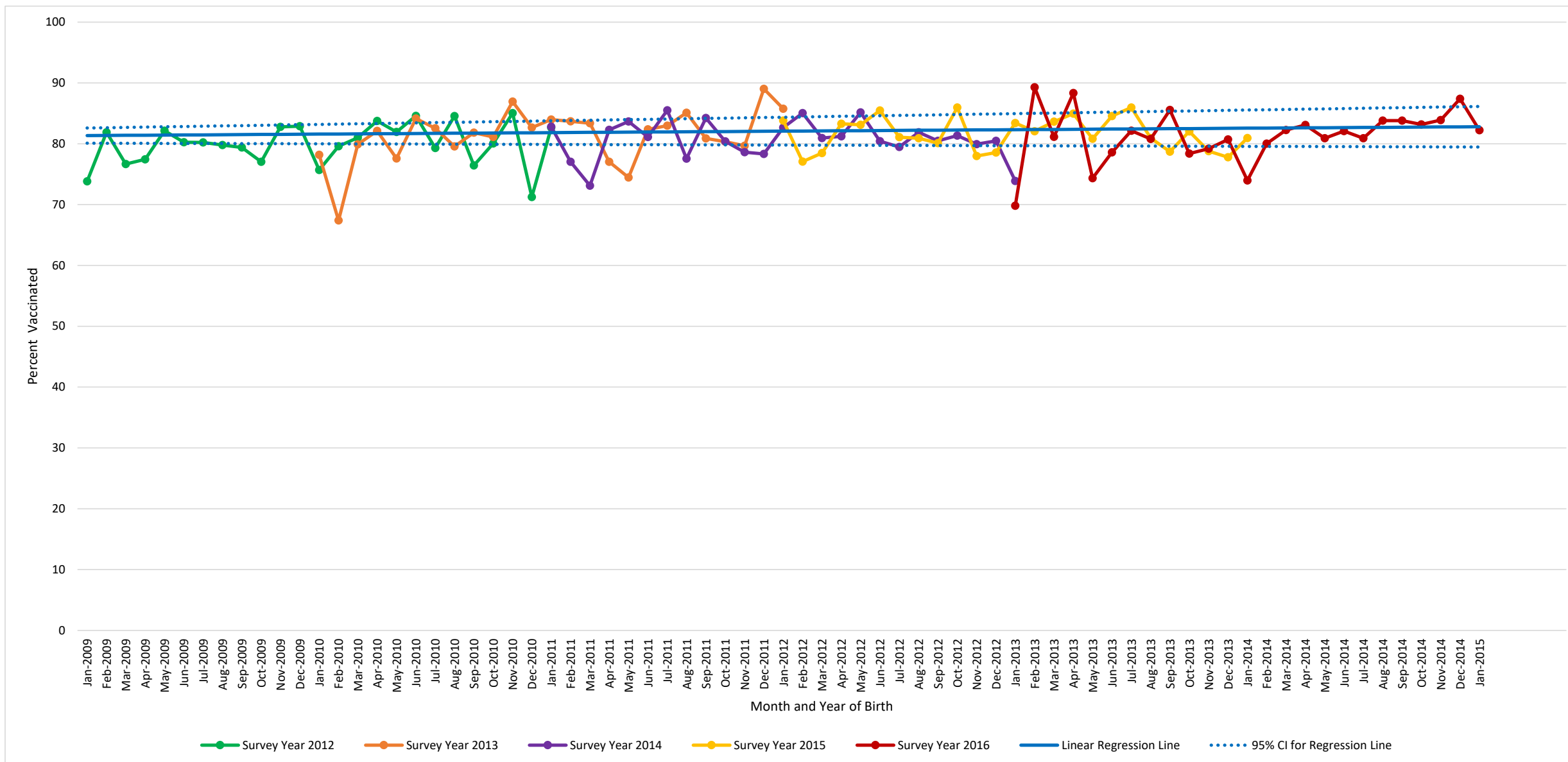
Abbreviations: CI = confidence interval; Hib = *Haemophilus influenzae* type b vaccine

* Hib primary series: receipt of ≥ 2 or ≥ 3 doses, depending on product type received.

[†] Vaccination coverage was assessed before the child reached his/her 24 month birthday. The Kaplan-Meier method was used to account for censoring of vaccination status for children assessed before age 24 months.

[‡] Estimated linear relationship between month and year of birth and vaccination coverage, based on weighted linear regression analysis using the inverse of the estimated variance of each point estimate to construct the weights.

Figure 23. Estimated vaccination coverage with Haemophilus influenzae type b vaccine(Hib) full series* by 24 months of age,† by month and year of birth‡ -- National Immunization Survey-Child, United States 2012-2016



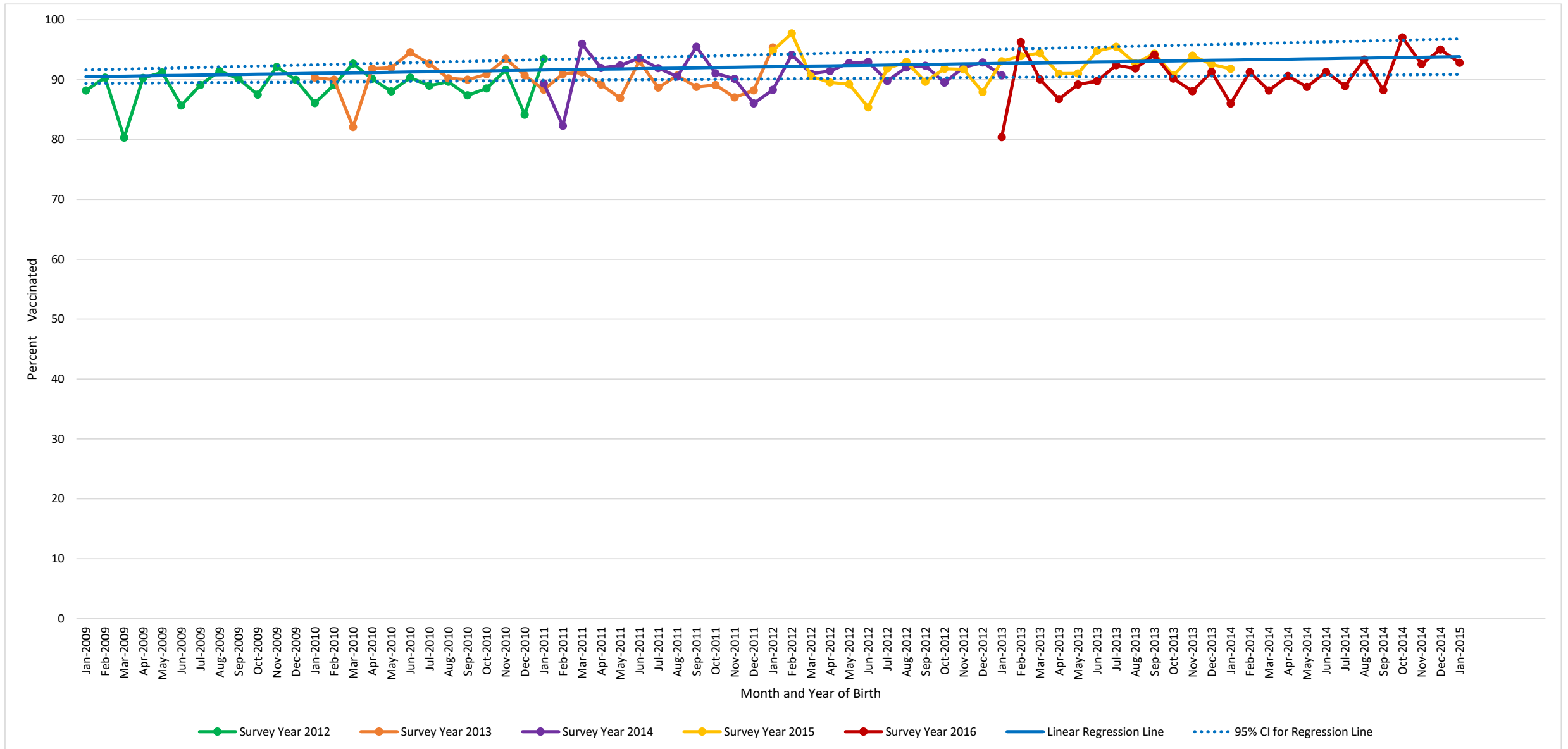
Abbreviations: CI = confidence interval; Hib = *Haemophilus influenzae* type b vaccine

* Hib full series: receipt of ≥3 or ≥4 doses, depending on product type received.

† Vaccination coverage was assessed before the child reached his/her 24 month birthday. The Kaplan-Meier method was used to account for censoring of vaccination status for children assessed before age 24 months.

‡ Estimated linear relationship between month and year of birth and vaccination coverage, based on weighted linear regression analysis using the inverse of the estimated variance of each point estimate to construct the weights.

Figure 24. Estimated vaccination coverage with ≥ 3 doses of hepatitis B vaccine by 24 months of age,* by month and year of birth[†] -- National Immunization Survey-Child, United States 2012-2016

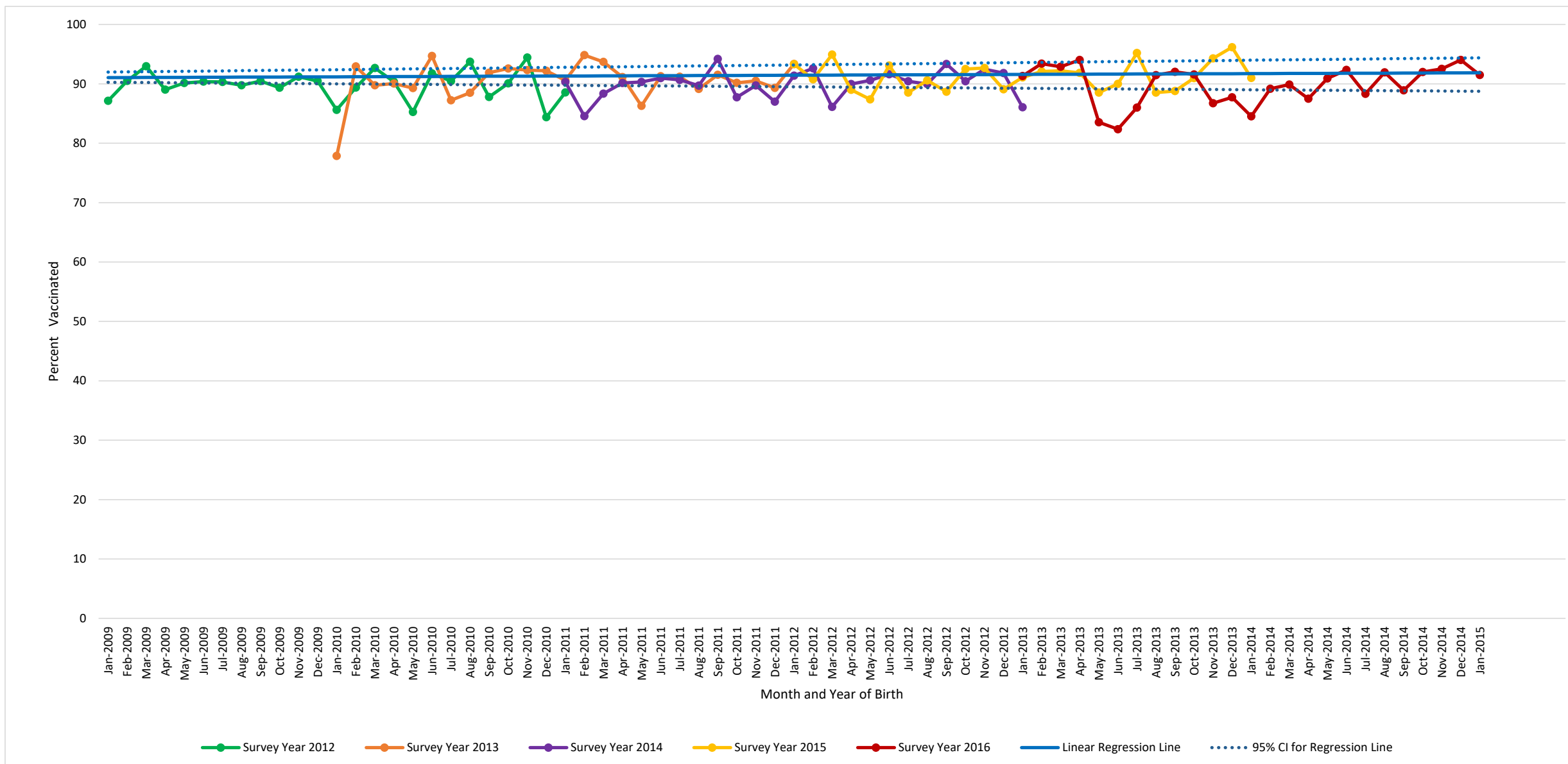


Abbreviations: CI = Confidence Interval

* Vaccination coverage was assessed before the child reached his/her 24 month birthday. The Kaplan-Meier method was used to account for censoring of vaccination status for children assessed before age 24 months.

[†] Estimated linear relationship between month and year of birth and vaccination coverage, based on weighted linear regression analysis using the inverse of the estimated variance of each point estimate to construct the weights.

Figure 25. Estimated vaccination coverage with ≥ 1 dose of varicella vaccine by 24 months of age,* by month and year of birth[†] -- National Immunization Survey-Child, United States 2012-2016

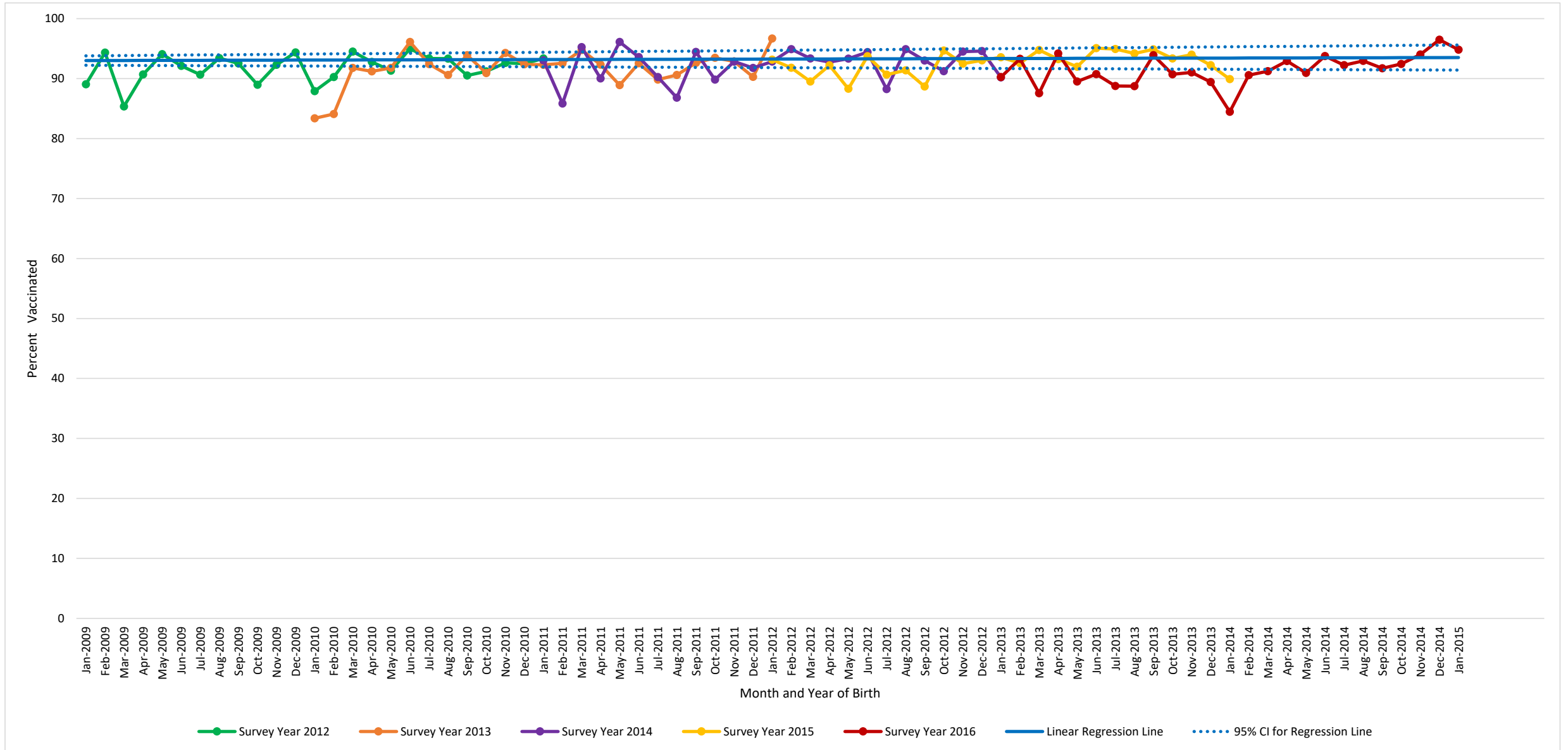


Abbreviations: CI = Confidence Interval

* Vaccination coverage was assessed before the child reached his/her 24 month birthday. The Kaplan-Meier method was used to account for censoring of vaccination status for children assessed before age 24 months.

[†] Estimated linear relationship between month and year of birth and vaccination coverage, based on weighted linear regression analysis using the inverse of the estimated variance of each point estimate to construct the weights.

Figure 26. Estimated vaccination coverage with ≥ 3 doses of pneumococcal conjugate vaccine by 24 months of age,* by month and year of birth[†] -- National Immunization Survey-Child, United States 2012-2016

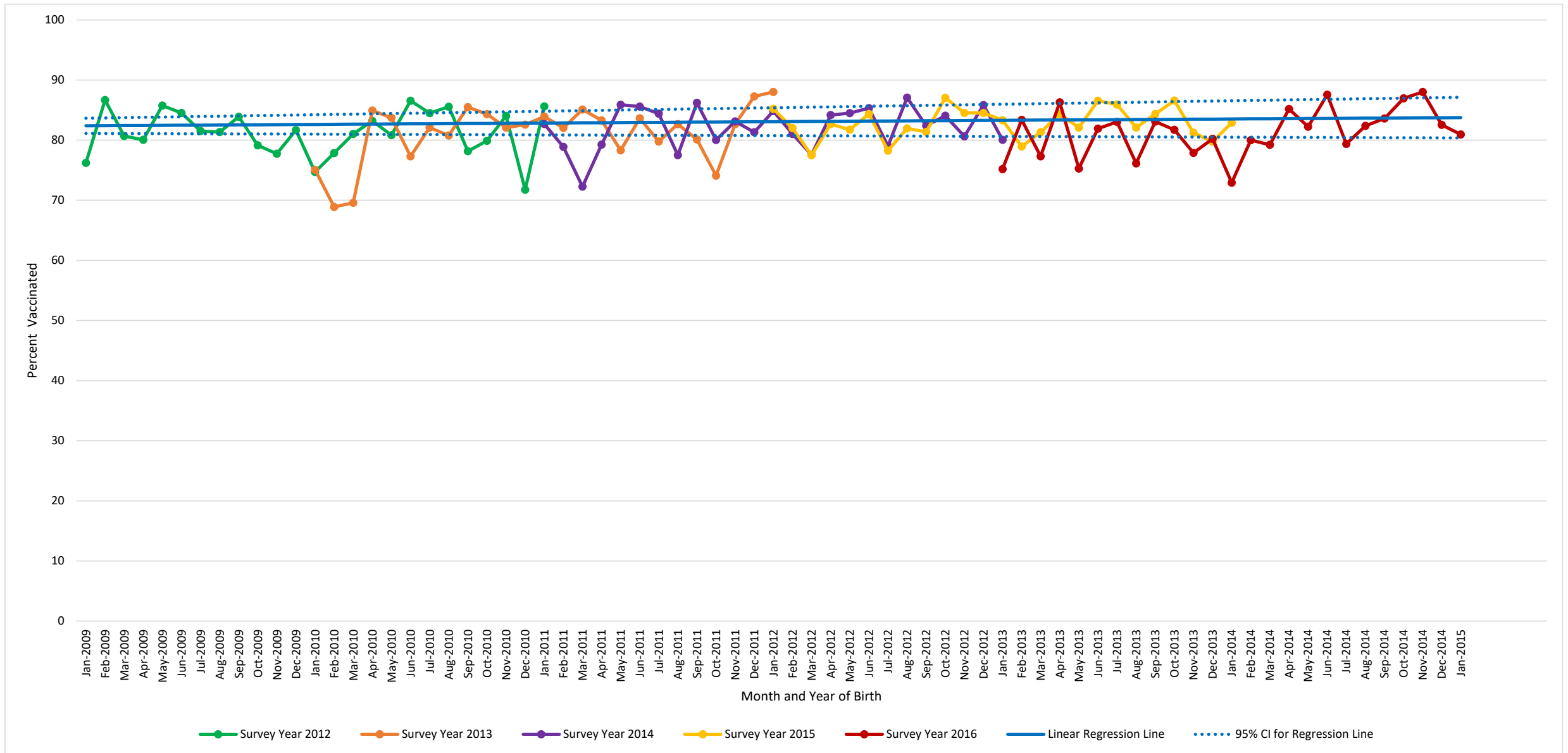


Abbreviations: CI = Confidence Interval

* Vaccination coverage was assessed before the child reached his/her 24 month birthday. The Kaplan-Meier method was used to account for censoring of vaccination status for children assessed before age 24 months.

[†] Estimated linear relationship between month and year of birth and vaccination coverage, based on weighted linear regression analysis using the inverse of the estimated variance of each point estimate to construct the weights.

Figure 27. Estimated vaccination coverage with ≥ 4 doses of pneumococcal conjugate vaccine by 24 months of age,* by month and year of birth[†] -- National Immunization Survey-Child, United States 2012-2016

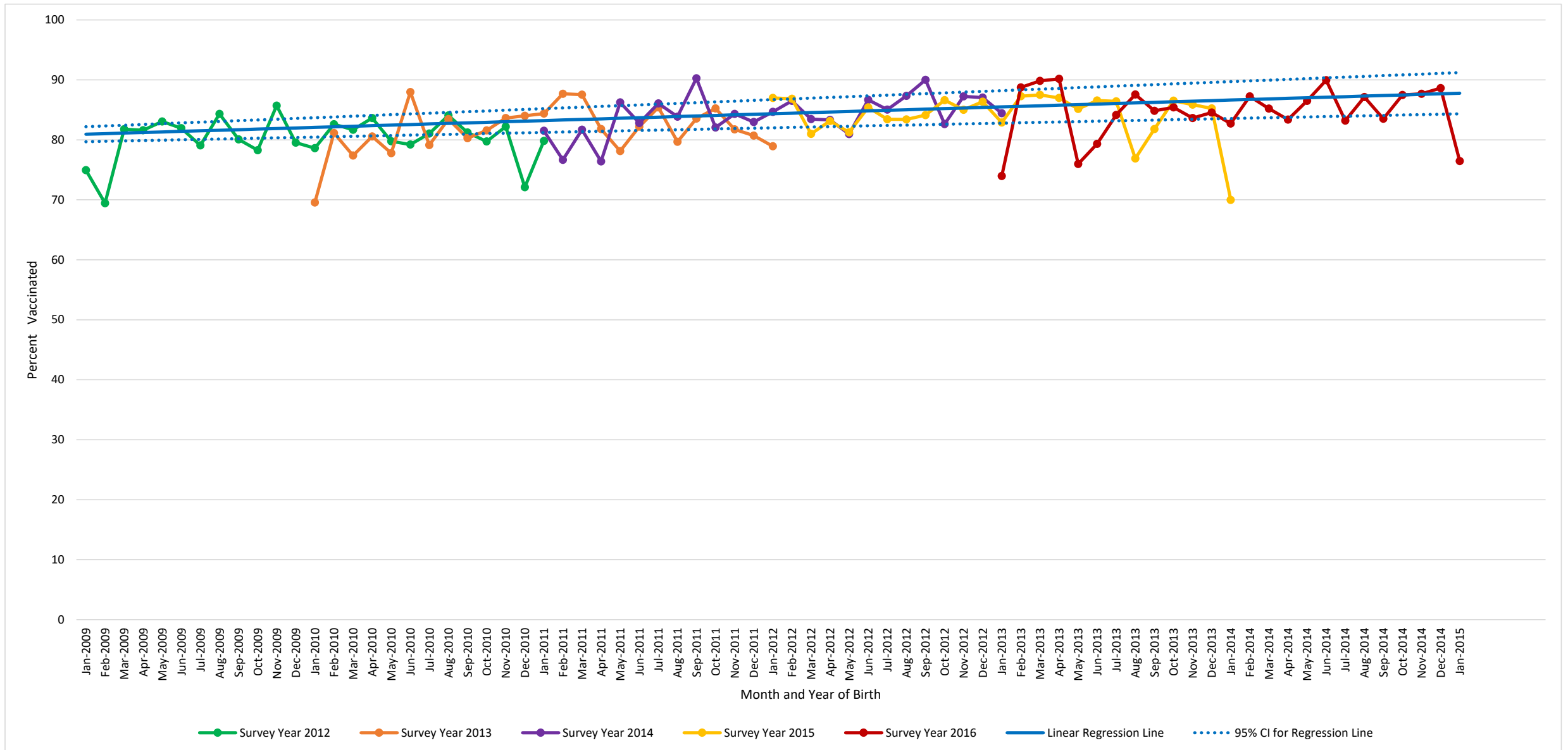


Abbreviations: CI = Confidence Interval

* Vaccination coverage was assessed before the child reached his/her 24 month birthday. The Kaplan-Meier method was used to account for censoring of vaccination status for children assessed before age 24 months.

[†] Estimated linear relationship between month and year of birth and vaccination coverage, based on weighted linear regression analysis using the inverse of the estimated variance of each point estimate to construct the weights.

Figure 28. Estimated vaccination coverage with ≥ 1 dose of hepatitis A vaccine by 24 months of age,* by month and year of birth[†] -- National Immunization Survey-Child, United States 2012-2016

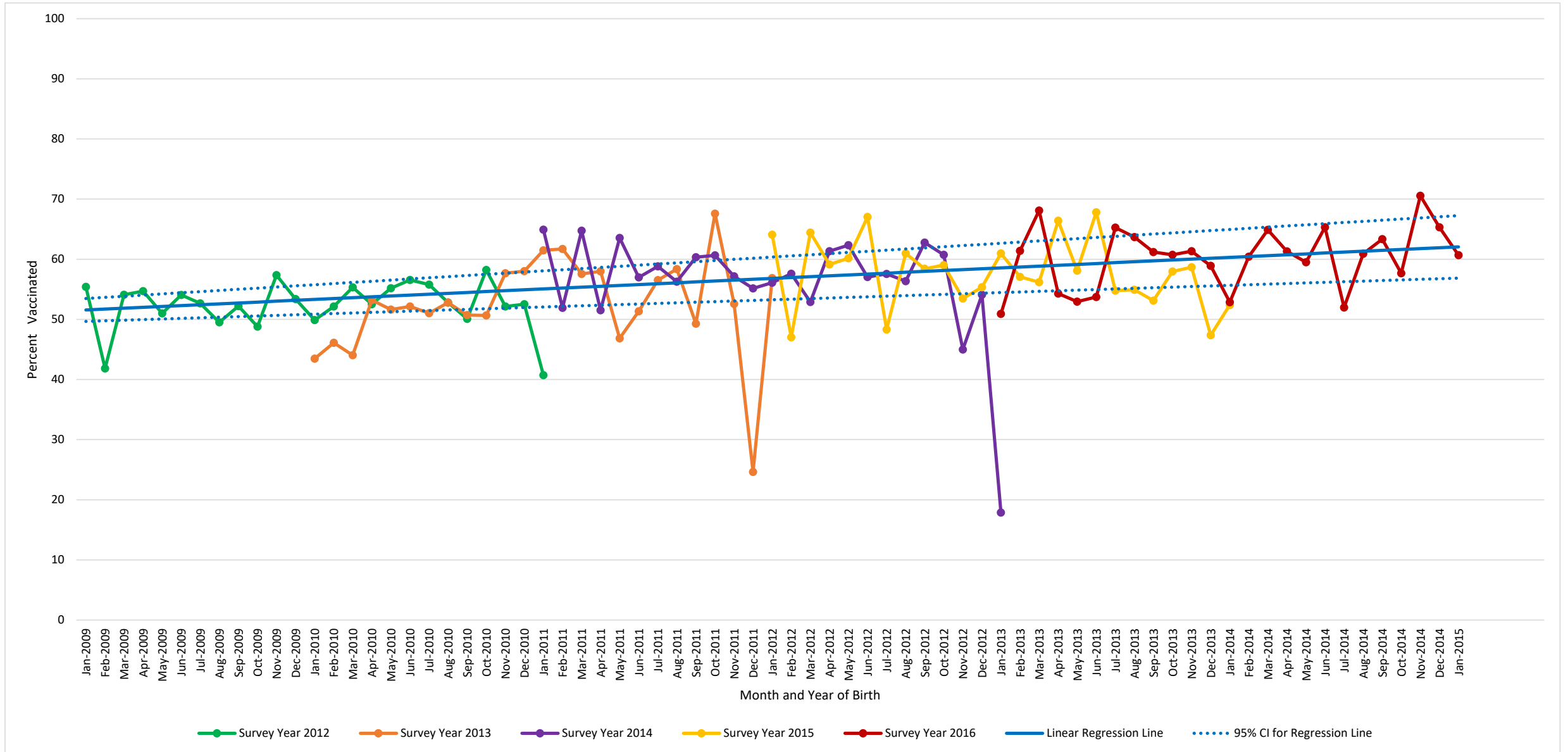


Abbreviations: CI = Confidence Interval

* Vaccination coverage was assessed before the child reached his/her 24 month birthday. The Kaplan-Meier method was used to account for censoring of vaccination status for children assessed before age 24 months.

[†] Estimated linear relationship between month and year of birth and vaccination coverage, based on weighted linear regression analysis using the inverse of the estimated variance of each point estimate to construct the weights.

Figure 29. Estimated vaccination coverage with ≥ 2 doses of hepatitis A vaccine by 24 months of age,* by month and year of birth[†] -- National Immunization Survey-Child, United States 2012-2016

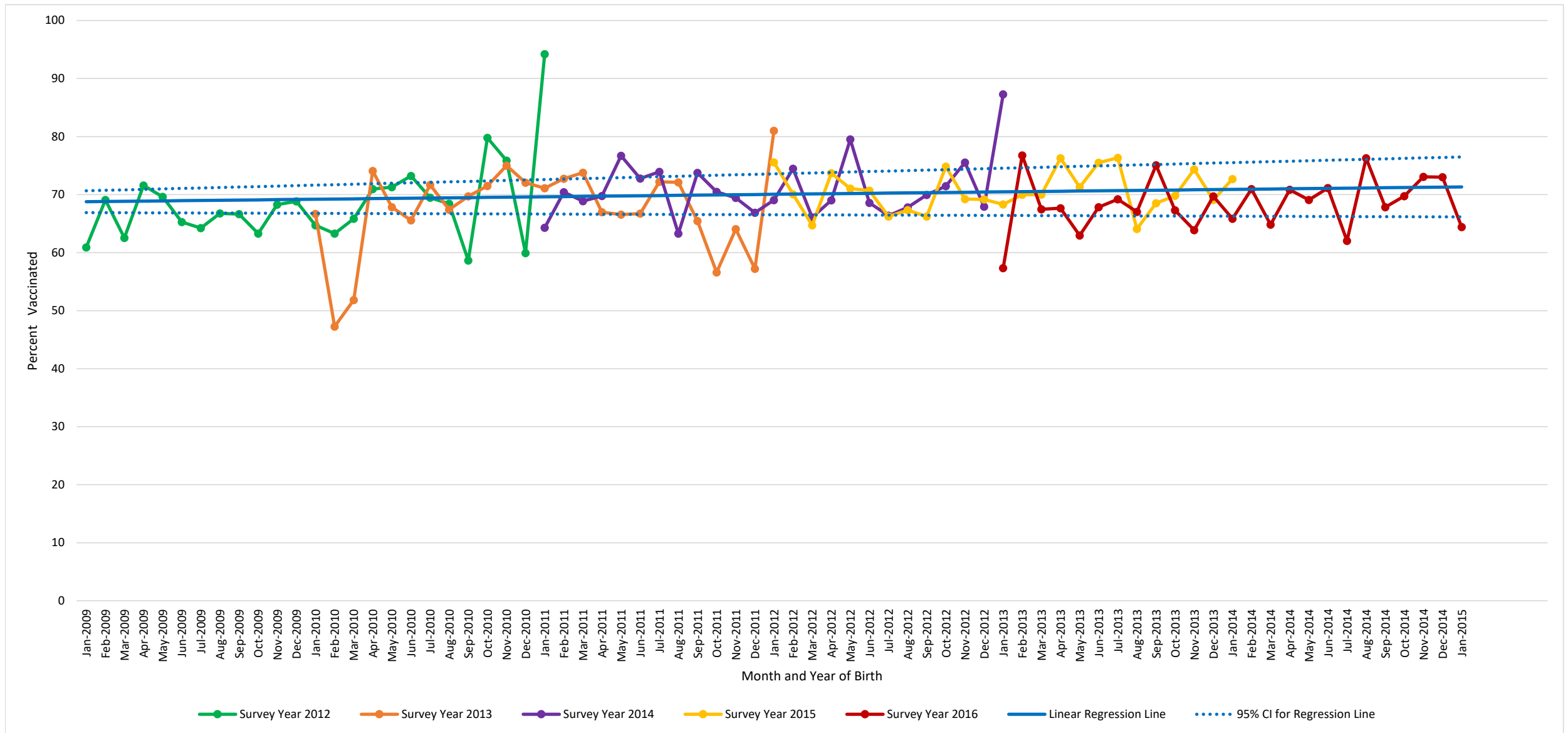


Abbreviations: CI = Confidence Interval

* Vaccination coverage was assessed before the child reached his/her 24 month birthday. The Kaplan-Meier method was used to account for censoring of vaccination status for children assessed before age 24 months.

[†] Estimated linear relationship between month and year of birth and vaccination coverage, based on weighted linear regression analysis using the inverse of the estimated variance of each point estimate to construct the weights.

Figure 30. Estimated vaccination coverage with the combined seven-vaccine series* by 24 months of age, † by month and year of birth ‡ -- National Immunization Survey-Child, United States 2012-2016



Abbreviations: CI = confidence interval; DTaP = diphtheria, tetanus toxoids, and acellular pertussis vaccine; Hib = Haemophilus influenzae type b vaccine; HepB = hepatitis B vaccine; PCV = pneumococcal conjugate vaccine.

*The combined seven-vaccine series includes ≥ 4 doses of DTaP, ≥ 3 doses of poliovirus vaccine, ≥ 1 dose of measles-containing vaccine, the full series of Hib (≥ 3 or ≥ 4 doses, depending on product type of vaccine), ≥ 3 doses of HepB, ≥ 1 dose of varicella vaccine, and ≥ 4 doses of PCV.

† Vaccination coverage was assessed before the child reached his/her 24 month birthday. The Kaplan-Meier method was used to account for censoring of vaccination status for children assessed before age 24 months.

‡ Estimated linear relationship between month and year of birth and vaccination coverage, based on weighted linear regression analysis using the inverse of the estimated variance of each point estimate to construct the weights.