



COVID Data Tracker

Maps, charts, and data provided by CDC, updates Mondays and Fridays by 8 p.m. ET

COVID-19 Home >

COVID-19 Update for the United States

Early Indicators

Test Positivity >

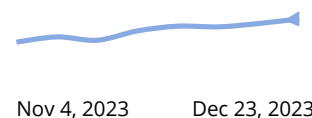
% Test Positivity

12.7%

(December 17 to December 23, 2023)

Trend in % Test Positivity

+0.7% in most recent week



Emergency Department Visits >

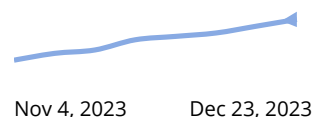
% Diagnosed as COVID-19

2.5%

(December 17 to December 23, 2023)

Trend in % Emergency Department Visits

+12% in most recent week



Severity Indicators

Hospitalizations >

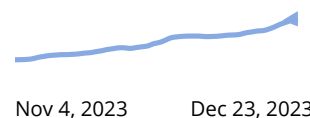
Hospital Admissions

29,059

(December 17 to December 23, 2023)

Trend in Hospital Admissions

+16.7% in most recent week



Deaths >

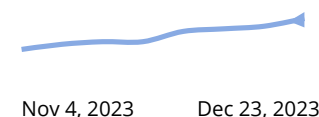
% of All Deaths in U.S. Due to COVID-19

3.3%

(December 17 to December 23, 2023)

Trend in % COVID-19 Deaths

+10% in most recent week



These early indicators represent a portion of national COVID-19 tests and emergency department visits. [Wastewater](#) information also provides early indicators of spread.

Total Hospitalizations

6,622,268

Total Deaths

1,163,040

CDC | Test Positivity data through: December 23, 2023; Emergency Department Visit data through: December 23, 2023; Hospitalization data through: December 23, 2023; Death data through: December 23, 2023. Posted: December 29, 2023 12:01 PM ET



Find the COVID-19 hospital admission level in your county >



View Trends >
in Hospitalizations, Deaths, Emergency Department Visits, and Test Positivity



View Maps >
of Hospitalizations, Deaths, Emergency Department Visits, and Test Positivity

COVID-19 Data Basics

Stay up to date on the most recent and detailed data for hospitalizations, deaths, emergency department visits, and vaccinations.

[Hospitalizations](#)

[Deaths](#)

[Emergency Department Visits](#)

[Vaccination Distribution & Coverage](#)

[Vaccine Effectiveness](#)

Variants, Wastewater, and More

Explore COVID-19 data focused on variants, wastewater surveillance, and post-COVID conditions.

[Variants & Genomic Surveillance](#)

[Traveler-Based Genomic Surveillance](#)

[Wastewater Surveillance](#)

[Post-COVID Conditions](#)

Additional COVID-19 Data Topics

Health Equity

Pregnancy

Pediatric

Seroprevalence



Other COVID-19 Data

Links to supplemental CDC and Federal COVID data



Communications Resources

Social media toolkits and graphics available to the public



COVID-19 Home

All COVID-19 topics including prevention, travel, work, and school

Recent Updates to COVID Data Tracker

Updated on November 27, 2023

- The [Trends in COVID-19 deaths by race and ethnicity, age, and sex](#) page was updated to feature death data reported to the National Vital Statistics System (NVSS).





Cite COVID Data Tracker

Centers for Disease Control and Prevention. COVID Data Tracker. Atlanta, GA: U.S. Department of Health and Human Services, CDC; 2024, January 02. <https://covid.cdc.gov/covid-data-tracker>

COVID-19 Home >

All COVID-19 topics including prevention, travel, work, and school

HAVE QUESTIONS?

-  Visit CDC-INFO
-  Call 800-232-4636
-  Email CDC-INFO
-  Open 24/7

CDC INFORMATION

- About CDC
- Jobs
- Funding
- Policies
- File Viewers & Players

- Privacy
- FOIA
- No Fear Act
- OIG
- Nondiscrimination
- Accessibility

CONNECT WITH CDC



U.S. Department of Health & Human Services

USA.gov

CDC Website Exit Disclaimer 