

COVID Data Tracker

Maps, charts, and data provided by CDC, updates Mondays and Fridays by 8 p.m. ET

[COVID-19 Home](#) >

COVID-19 Update for the United States

Early Indicators

Test Positivity >


% Test Positivity

11.7%

(December 10 to December 16, 2023)

Trend in % Test Positivity

+0.2% in most recent week



Oct 28, 2023 Dec 16, 2023

Emergency Department Visits >


% Diagnosed as COVID-19

2.2%

(December 10 to December 16, 2023)

Trend in % Emergency Department Visits

+6.6% in most recent week



Oct 28, 2023 Dec 16, 2023

These early indicators represent a portion of national COVID-19 tests and emergency department visits. [Wastewater](#) information also provides early indicators of spread.

Severity Indicators

Hospitalizations >

Hospital Admissions

25,577


(December 10 to December 16, 2023)

Total Hospitalizations

6,593,929

Trend in Hospital Admissions

+10.4% in most recent week



Oct 28, 2023 Dec 16, 2023

Deaths >

% of All Deaths in U.S. Due to COVID-19

3.0%

(December 10 to December 16, 2023)

Total Deaths

1,161,602

Trend in % COVID-19 Deaths

+3.4% in most recent week



Oct 28, 2023 Dec 16, 2023

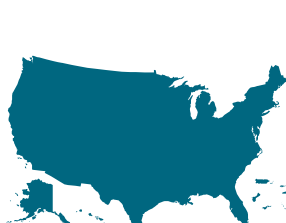
CDC | Test Positivity data through: December 16, 2023; Emergency Department Visit data through: December 16, 2023; Hospitalization data through: December 16, 2023; Death data through: December 16, 2023. Posted: December 26, 2023 1:45 PM ET



Find the COVID-19 hospital admission level in your county >



View Trends >
in Hospitalizations, Deaths, Emergency Department Visits, and Test Positivity



View Maps >
of Hospitalizations, Deaths, Emergency Department Visits, and Test Positivity

COVID-19 Data Basics

Stay up to date on the most recent and detailed data for hospitalizations, deaths, emergency department visits, and vaccinations.

[Hospitalizations](#)

[Deaths](#)

[Emergency Department Visits](#)

[Vaccination Distribution & Coverage](#)

[Vaccine Effectiveness](#)

Variants, Wastewater, and More

Explore COVID-19 data focused on variants, wastewater surveillance, and post-COVID conditions.

[Variants & Genomic Surveillance](#)

[Traveler-Based Genomic Surveillance](#)

[Wastewater Surveillance](#)

[Post-COVID Conditions](#)

Additional COVID-19 Data Topics

[Health Equity](#)

[Pediatric](#)

[Pregnancy](#)

[Seroprevalence](#)



Other COVID-19 Data

Links to supplemental CDC and Federal COVID data



Communications Resources

Social media toolkits and graphics available to the public



COVID-19 Home

All COVID-19 topics including prevention, travel, work, and school

Recent Updates to COVID Data Tracker

Updated on November 27, 2023

- The [Trends in COVID-19 deaths by race and ethnicity, age, and sex](#) page was updated to feature death data reported to the National Vital Statistics System (NVSS).

COVID Data Tracker

Weekly Review

Sign up to receive the COVID Data Tracker Weekly Review.

Email Address:

Submit

[What's this?](#)

Cite COVID Data Tracker

Centers for Disease Control and Prevention. COVID Data Tracker. Atlanta, GA: U.S. Department of Health and Human Services, CDC; 2023, December 27. <https://covid.cdc.gov/covid-data-tracker>

COVID-19 Home >

All COVID-19 topics including prevention, travel, work, and school

HAVE QUESTIONS?

Visit CDC-INFO

Call 800-232-4636

Email CDC-INFO

Open 24/7

CDC INFORMATION

About CDC

Jobs

Funding

Policies

File Viewers & Players

Privacy

FOIA

No Fear Act

OIG

Nondiscrimination

Accessibility

CONNECT WITH CDC