

COVID Data Tracker

Maps, charts, and data provided by CDC, updates Mondays and Fridays by 8 p.m. ET

COVID-19 Home

COVID-19 Update for the United States

Early Indicators

Test Positivity


% Test Positivity

11.0%

(December 3 to December 9, 2023)

Trend in % Test Positivity

-0.4% in most recent week



Oct 21, 2023

Dec 9, 2023

Emergency Department Visits

% Diagnosed as COVID-19

2.0%

(December 3 to December 9, 2023)

Trend in % Emergency Department Visits

-2.7% in most recent week



Oct 21, 2023

Dec 9, 2023

These early indicators represent a portion of national COVID-19 tests and emergency department visits. [Wastewater](#) information also provides early indicators of spread.

Severity Indicators

Hospitalizations

Hospital Admissions

23,432


(December 3 to December 9, 2023)

Total Hospitalizations

6,568,418

Trend in Hospital Admissions

+3.1% in most recent week



Oct 21, 2023

Dec 9, 2023

Deaths

% of All Deaths in U.S. Due to COVID-19

2.9%


(December 3 to December 9, 2023)

Total Deaths

1,159,864

Trend in % COVID-19 Deaths

No change in most recent week



Oct 21, 2023

Dec 9, 2023

CDC | Test Positivity data through: December 9, 2023; Emergency Department Visit data through: December 9, 2023; Hospitalization data through: December 9, 2023; Death data through: December 9, 2023. Posted: December 18, 2023 2:28 PM ET



Find the COVID-19 hospital admission level in your county



View Trends in Hospitalizations, Deaths, Emergency Department Visits, and Test Positivity



View Maps of Hospitalizations, Deaths, Emergency Department Visits, and Test Positivity

COVID-19 Data Basics

Stay up to date on the most recent and detailed data for hospitalizations, deaths, emergency department visits, and vaccinations.

Hospitalizations

Deaths

Emergency Department Visits

Vaccination Distribution & Coverage

Vaccine Effectiveness

Variants, Wastewater, and More

Explore COVID-19 data focused on variants, wastewater surveillance, and post-COVID conditions.

Variants & Genomic Surveillance

Traveler-Based Genomic Surveillance

Wastewater Surveillance

Post-COVID Conditions

Additional COVID-19 Data Topics

Health Equity

Pediatric

Pregnancy

Seroprevalence



Other COVID-19 Data

Links to supplemental CDC and Federal COVID data



Communications Resources

Social media toolkits and graphics available to the public



COVID-19 Home

All COVID-19 topics including prevention, travel, work, and school

Recent Updates to COVID Data Tracker

Updated on November 27, 2023

- The [Trends in COVID-19 deaths by race and ethnicity, age, and sex](#) page was updated to feature death data reported to the National Vital Statistics System (NVSS).

COVID Data Tracker Weekly Review

Sign up to receive the COVID Data Tracker Weekly Review.

Email Address:

Email Address

Submit

[What's this?](#)

Cite COVID Data Tracker

Centers for Disease Control and Prevention. COVID Data Tracker. Atlanta, GA: U.S. Department of Health and Human Services, CDC; 2023, December 19. <https://covid.cdc.gov/covid-data-tracker>

COVID-19 Home

All COVID-19 topics including prevention, travel, work, and school

HAVE QUESTIONS?

- Visit CDC-INFO
- Call 800-232-4636
- Email CDC-INFO
- Open 24/7

CDC INFORMATION

- About CDC
- Jobs
- Funding
- Policies
- File Viewers & Players

Privacy

- FOIA
- No Fear Act
- OIG
- Nondiscrimination
- Accessibility

CONNECT WITH CDC

- Facebook
- Twitter
- Instagram
- LinkedIn
- YouTube
- Google+
- Apple
- RSS