

# COVID Data Tracker

Maps, charts, and data provided by CDC, updates Mondays and Fridays by 8 p.m. ET

COVID-19 Home >

## COVID-19 Update for the United States

### Early Indicators

#### Test Positivity >

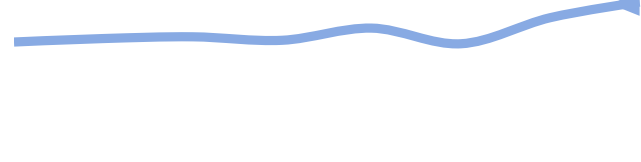
% Test Positivity

11.5%

(November 26 to December 2, 2023)

Trend in % Test Positivity

**+0.9%** in most recent week



Oct 14, 2023

Dec 2, 2023

#### Emergency Department Visits >

% Diagnosed as COVID-19

1.9%

(November 26 to December 2, 2023)

Trend in % Emergency Department Visits

**+4%** in most recent week



Oct 14, 2023

Dec 2, 2023

These early indicators represent a portion of national COVID-19 tests and emergency department visits. [Wastewater](#) information also provides early indicators of spread.

### Severity Indicators

#### Hospitalizations >

Hospital Admissions

22,513

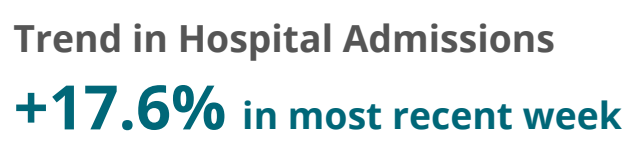
(November 26 to December 2, 2023)

Total Hospitalizations

6,544,614

Trend in Hospital Admissions

**+17.6%** in most recent week



Oct 14, 2023

Dec 2, 2023

#### Deaths >

% of All Deaths in U.S. Due to COVID-19

3.0%

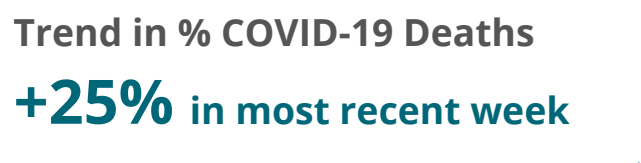
(November 26 to December 2, 2023)

Total Deaths

1,158,185

Trend in % COVID-19 Deaths

**+25%** in most recent week



Oct 14, 2023

Dec 2, 2023

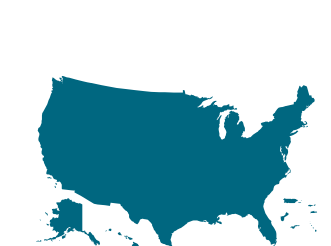
CDC | Test Positivity data through: December 2, 2023; Emergency Department Visit data through: December 2, 2023; Hospitalization data through: December 2, 2023; Death data through: December 2, 2023. Posted: December 11, 2023 3:38 PM ET



**Find the COVID-19 hospital admission level in your county >**



**View Trends >**  
in Hospitalizations, Deaths, Emergency Department Visits, and Test Positivity



**View Maps >**  
of Hospitalizations, Deaths, Emergency Department Visits, and Test Positivity

## COVID-19 Data Basics

Stay up to date on the most recent and detailed data for hospitalizations, deaths, emergency department visits, and vaccinations.

[Hospitalizations](#)

[Deaths](#)

[Emergency Department Visits](#)

[Vaccination Distribution & Coverage](#)

[Vaccine Effectiveness](#)

## Variants, Wastewater, and More

Explore COVID-19 data focused on variants, wastewater surveillance, and post-COVID conditions.

[Variants & Genomic Surveillance](#)

[Traveler-Based Genomic Surveillance](#)

[Wastewater Surveillance](#)

[Post-COVID Conditions](#)

## Additional COVID-19 Data Topics

[Health Equity](#)

[Pediatric](#)

[Pregnancy](#)

[Seroprevalence](#)




### Other COVID-19 Data

Links to supplemental CDC and Federal COVID data



### Communications Resources

Social media toolkits and graphics available to the public



### COVID-19 Home

All COVID-19 topics including prevention, travel, work, and school

## Recent Updates to COVID Data Tracker

Updated on November 27, 2023

- The [Trends in COVID-19 deaths by race and ethnicity, age, and sex](#) page was updated to feature death data reported to the National Vital Statistics System (NVSS).

## COVID Data Tracker

### Weekly Review

Sign up to receive the COVID Data Tracker Weekly Review.

Email Address:

Submit

[What's this?](#)

### Cite COVID Data Tracker

Centers for Disease Control and Prevention. COVID Data Tracker. Atlanta, GA: U.S. Department of Health and Human Services, CDC; 2023, December 14. <https://covid.cdc.gov/covid-data-tracker>

### COVID-19 Home >

All COVID-19 topics including prevention, travel, work, and school

### HAVE QUESTIONS?

[Visit CDC-INFO](#)

[Call 800-232-4636](#)

[Email CDC-INFO](#)

[Open 24/7](#)

### CDC INFORMATION

[About CDC](#)

[Jobs](#)

[Funding](#)

[Policies](#)

[File Viewers & Players](#)

### Privacy

[FOIA](#)

[No Fear Act](#)

[OIG](#)

[Nondiscrimination](#)

[Accessibility](#)

### CONNECT WITH CDC

[Facebook](#)

[Twitter](#)

[Instagram](#)

[LinkedIn](#)

[YouTube](#)

[RSS](#)

[Email](#)

