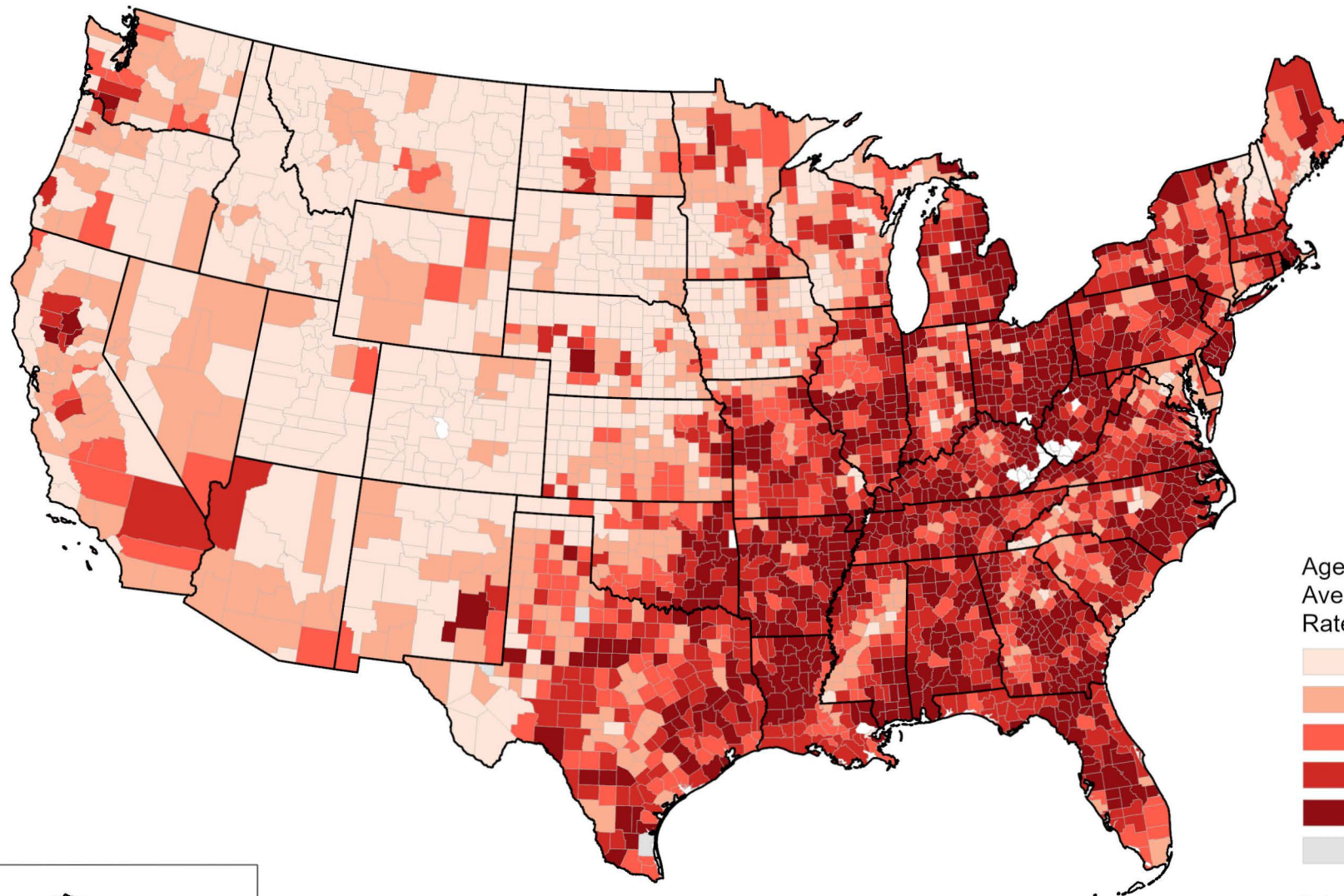


# Heart Disease Hospitalization Rates, 2018 - 2020 White Medicare Beneficiaries, Ages 65+, by County



Age-Adjusted  
Average Annual  
Rates per 100,000

14.9 - 30.4

30.5 - 37.0

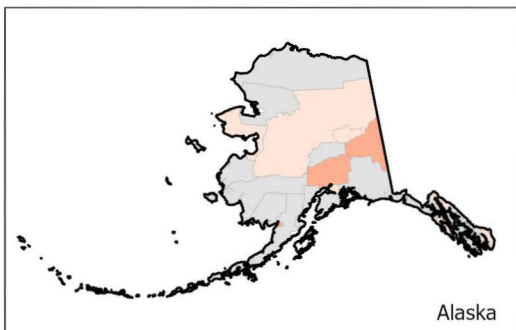
37.1 - 42.3

42.4 - 47.9


48.0 - 74.8

Insufficient Data

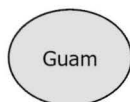
Data source and  
methodology found at:  
[www.cdc.gov/dhdsp/maps/  
atlas/statistical-methods](http://www.cdc.gov/dhdsp/maps/atlas/statistical-methods)



Alaska



Hawaii



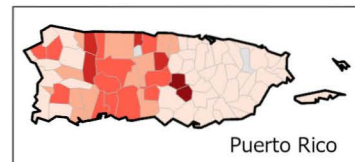
Guam



Northern  
Mariana  
Islands



American  
Samoa



Puerto Rico



US Virgin  
Islands

