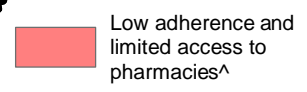
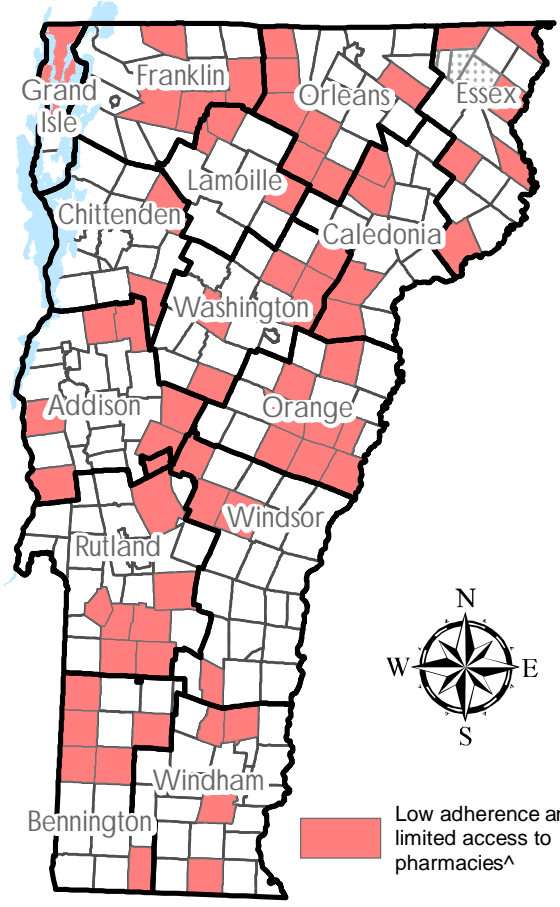
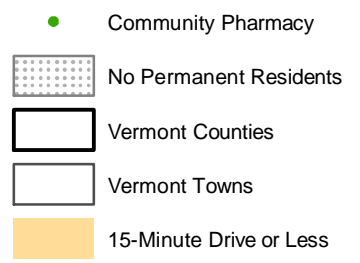
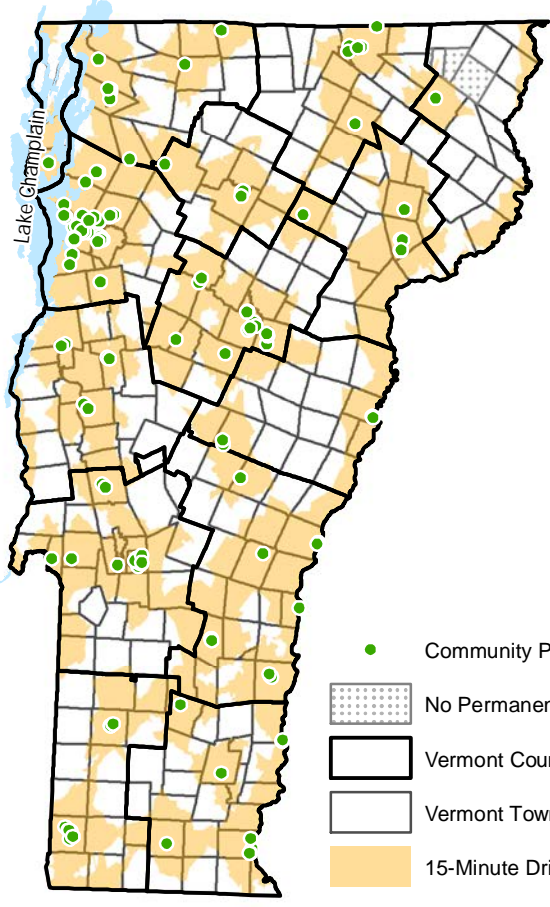
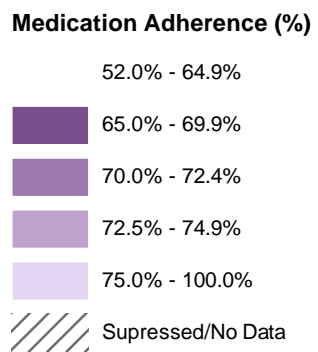
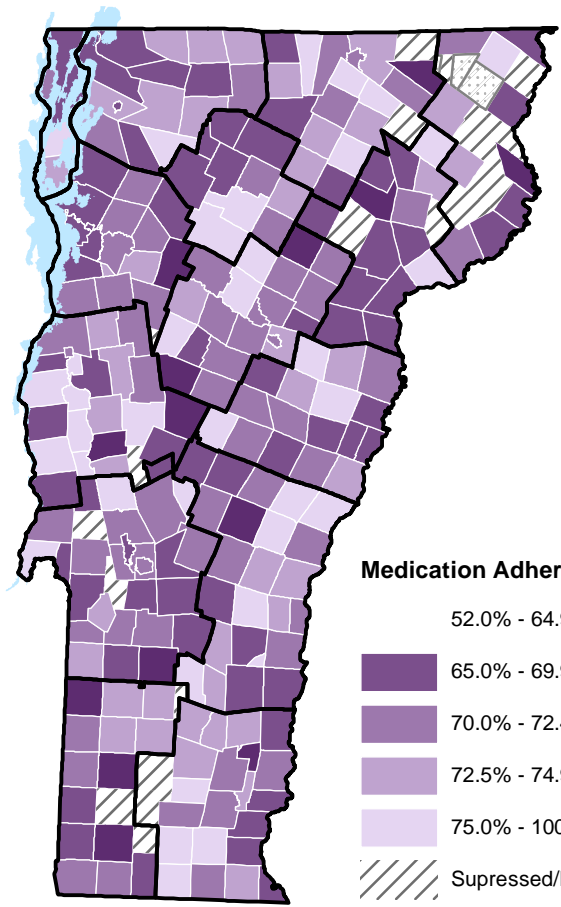


# Drive Times to Community Pharmacies and Blood Pressure Medication Adherence\* among Adults Aged 18 and Older, by Vermont Town, 2014-2016

Blood Pressure Medication Adherence\*, by Town

Drive Time to Pharmacies In/Near Vermont

Towns With Low Adherence and Limited Pharmacy Access^



\*A person was considered adherent to their blood pressure medication if they had a "proportion of days covered" (PDC) value of 80% or higher (i.e. medication available for 80% of days or more from the time of the first medication fill through the end of the calendar year).

^ Low adherence are towns with less 75.5% of persons at least 80% adherent\*. Limited pharmacy access are towns whose town center is greater than a 15-minutes drive to a community pharmacy.

Data Source: Green Mountain Care Board (GMCB) Vermont Health Care Uniform Reporting and Evaluation System, 2014-2016. All analyses, conclusions, and recommendations provided here are solely those of the Vermont Department of Health and not necessarily those of the GMCB.