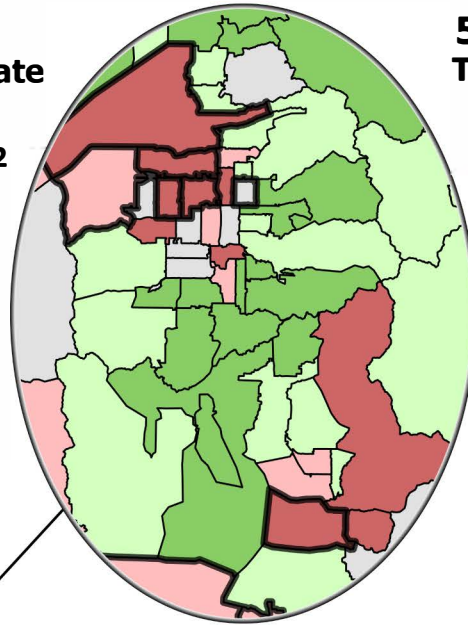


Utah Small Areas with high health disparities consistently demonstrate the highest COVID-19 case rates

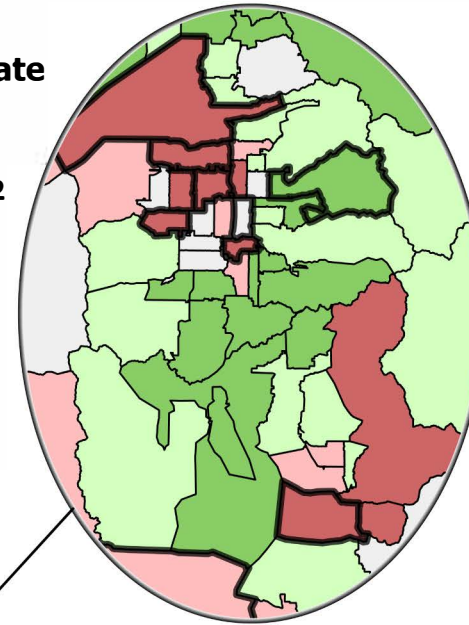
4/17/2020 - 4/30/2020
Top 10 Small Areas by Case Rate

1. Payson
2. Salt Lake City (Glendale) V2
3. Utah County (South) V2
4. Provo (West City Center)
5. San Juan County (Other)
6. Salt Lake City (Rose Park)
7. West Valley (Center)
8. West Valley (East) V2
9. Salt Lake City (Sugar House)
10. Magna



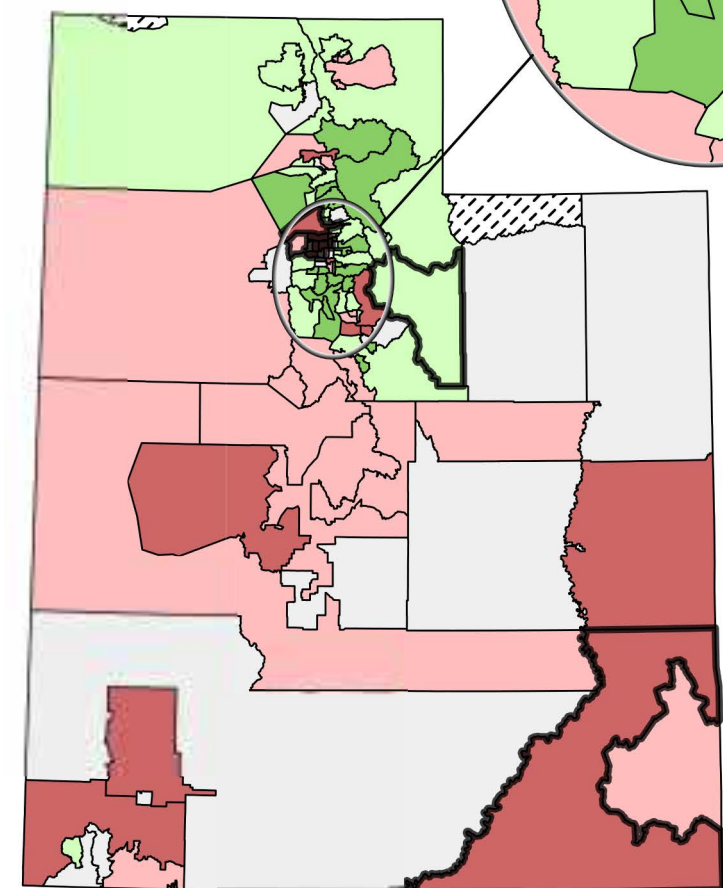
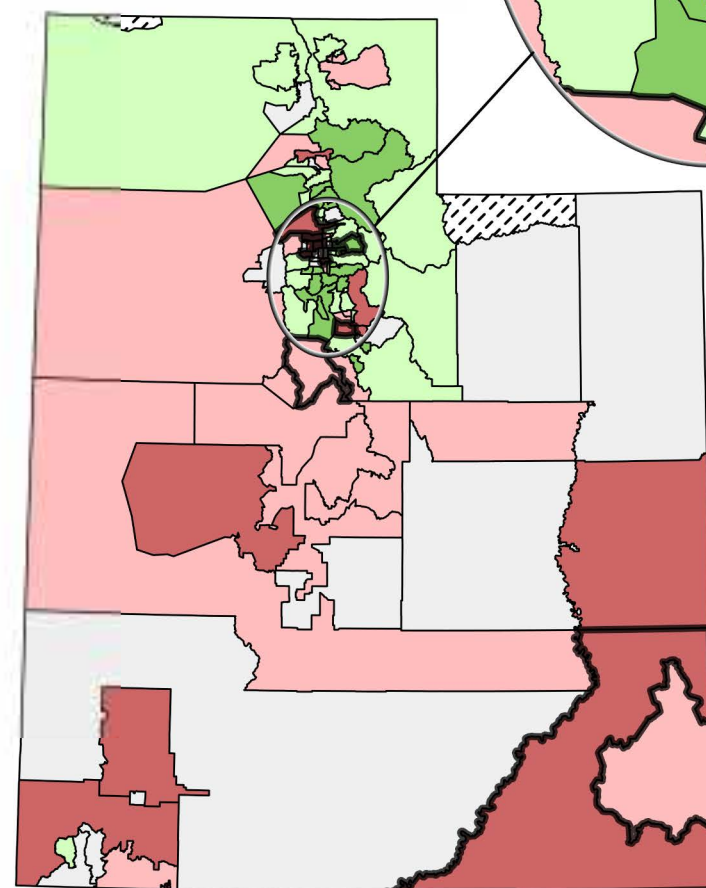
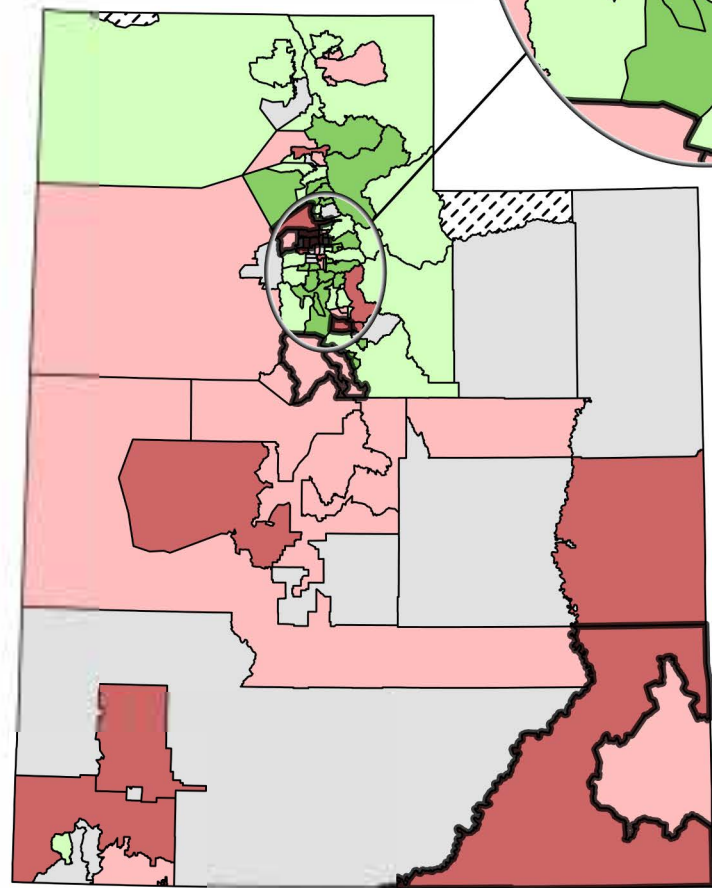
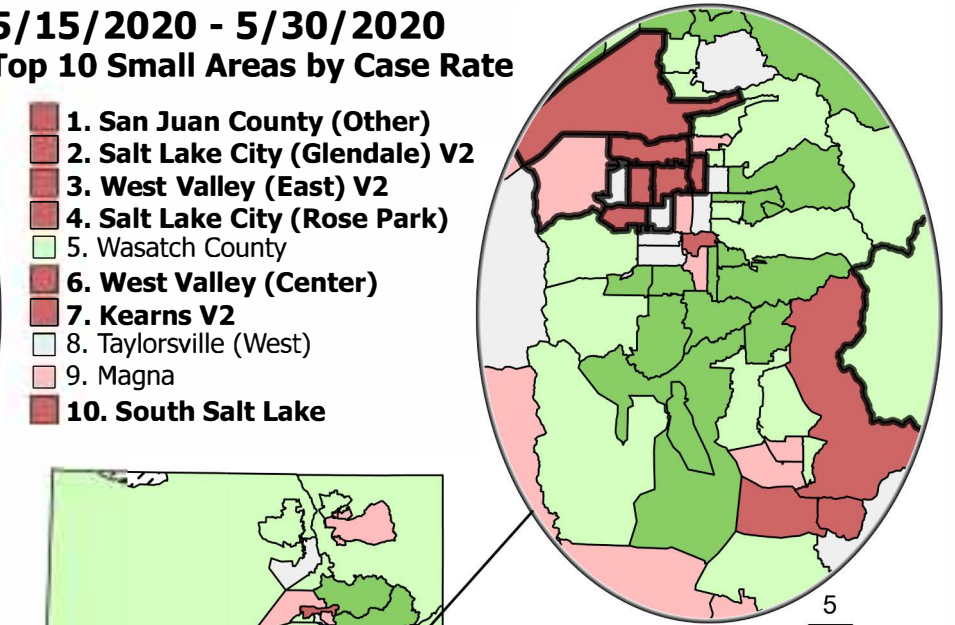
5/1/2020 - 5/14/2020
Top 10 Small Areas by Case Rate

1. San Juan County (Other)
2. Provo (West City Center)
3. Salt Lake City (Glendale) V2
4. Salt Lake City (Rose Park)
5. West Valley (East) V2
6. Utah County (South) V2
7. Midvale
8. Millcreek (East)
9. Kearns
10. Murray



5/15/2020 - 5/30/2020
Top 10 Small Areas by Case Rate

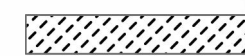

1. San Juan County (Other)
2. Salt Lake City (Glendale) V2
3. West Valley (East) V2
4. Salt Lake City (Rose Park)
5. Wasatch County
6. West Valley (Center)
7. Kearns V2
8. Taylorsville (West)
9. Magna
10. South Salt Lake



5 Miles

25 Miles

Health Improvement Index Categories



Very Low Health Disparities Area

Low

Average

High

Very High Health Disparities Area

Top 10 Utah Small Area for Case Rate per 100,000

Unpopulated

