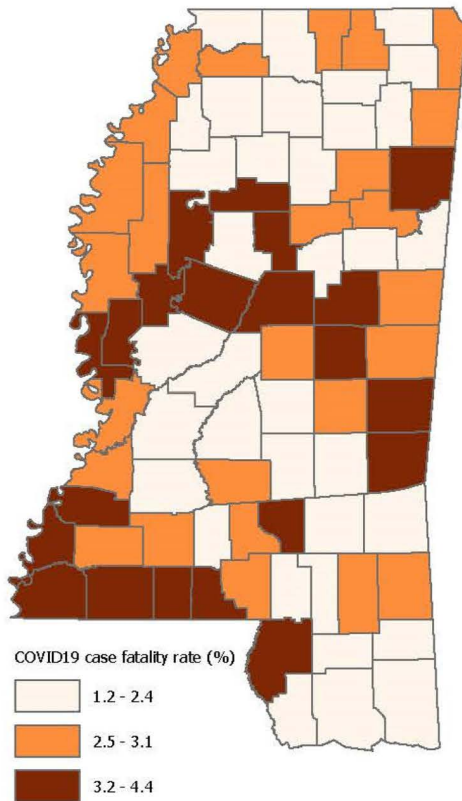
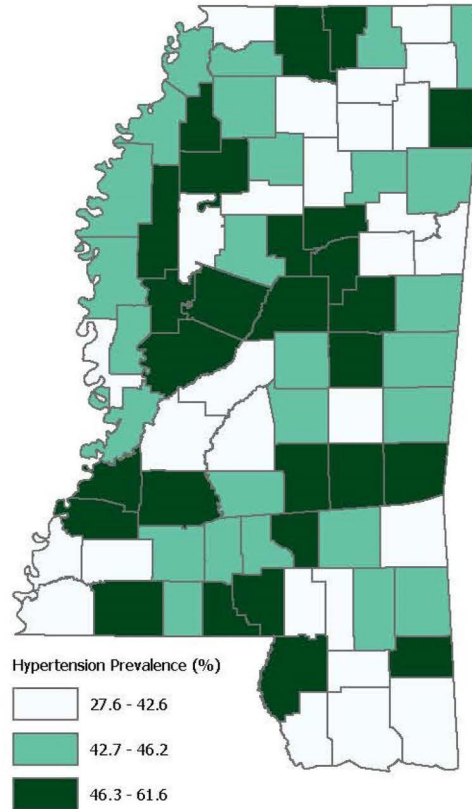


COVID-19 Case Fatality Rate, Hypertension, and Availability of Federally Qualified Health Centers (FQHCs), Mississippi

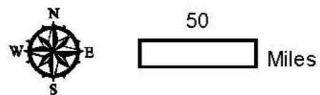
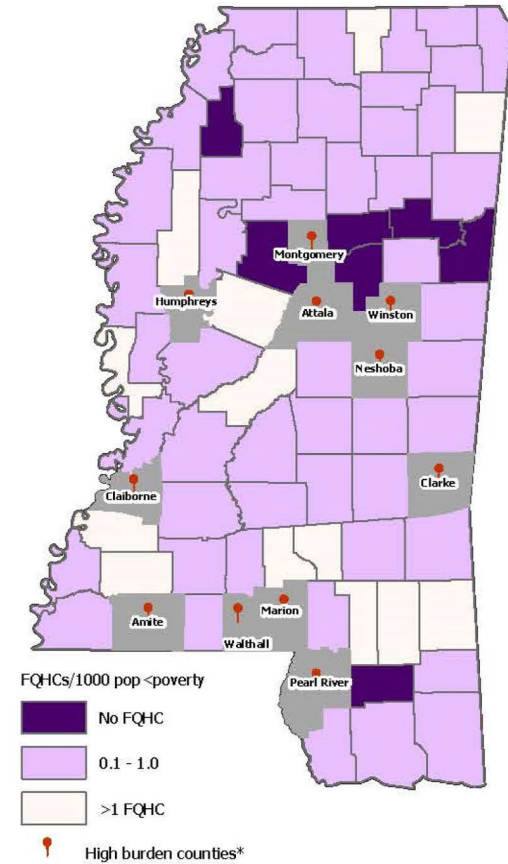
1. COVID19 case fatality rate (as of 05/17/2021)^A



2. Prevalence of hypertension (2011-2019)^B



3. Number of FQHCs per 1,000 population below poverty rate in each county (3/24/2021)^{C,D}



High burden counties*

	Hypertension Prevalence	COVID-19 Case Fatality
Claiborne	60.3	2.9
Montgomery	57.6	3.3
Attala	54.3	3.4
Marion	51.2	2.9
Walthall	49.6	3.3
Humphreys	49.2	3.4
Winston	49	3.5
Amite	48.3	3.4
Neshoba	47.3	4.3
Peral river	47.3	3.2
Clarke	46.4	4.5
Mississippi	40.7	2.3

*High Burden Counties: These 11 counties have the highest COVID-19 case fatality rate, the highest prevalence of hypertension and fewer than 1 FQHC per 1,000 people living in poverty.

Data Source:

- A) COVID-19 case fatality rate as of 05/17/2021 from MSDH website available at https://msdh.ms.gov/msdhsite/_static/14,0,420.html
- B) Hypertension prevalence data is based on BRFSS 2011-2019
- C) FQHCs is from HHS database as of 3/24/2021
- D) Population and federal poverty: U.S. Census Bureau