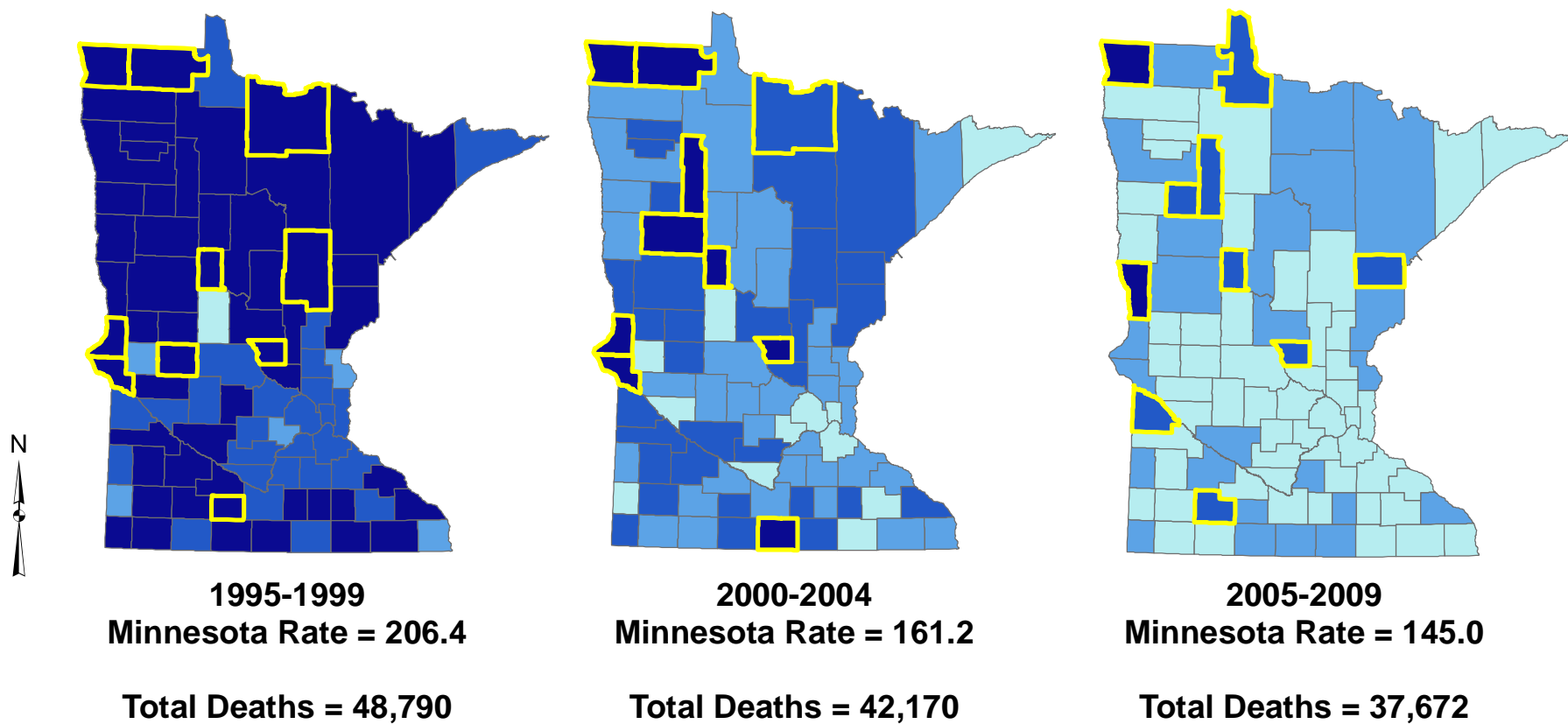







Heart Disease Mortality Age Adjusted Rates by County 1995 through 2009



**Age Adjusted Rates
per 100,000**

	Quartile 1 (< 150.1)
	Quartile 2 (150.1 - 177.2)
	Quartile 3 (177.3 - 213.9)
	Quartile 4 (> 214.0)

 10 highest

Data Source: Minnesota Department of Health Center for Health Statistics.

Heart disease was defined as ICD-9 codes 390-398, 402, 404-429 and ICD-10 codes I00-I09, I11, I13, I20-I51. Rate is per 100,000. Age adjusted to the 2000 U.S. standard population. Rates based on 20 or less deaths are not produced.

Map created by Minnesota Heart Disease & Stroke Prevention Unit, March 2011.