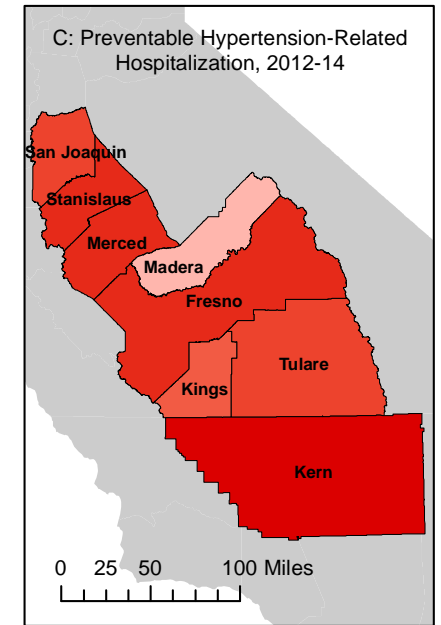
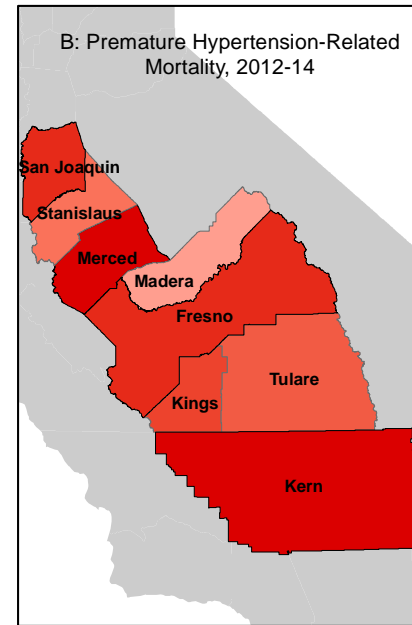
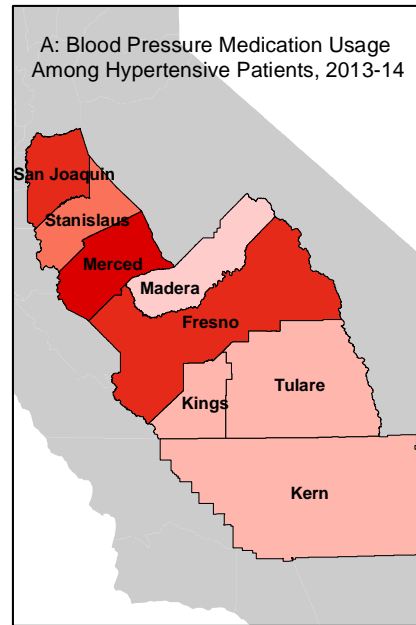
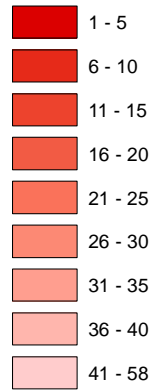
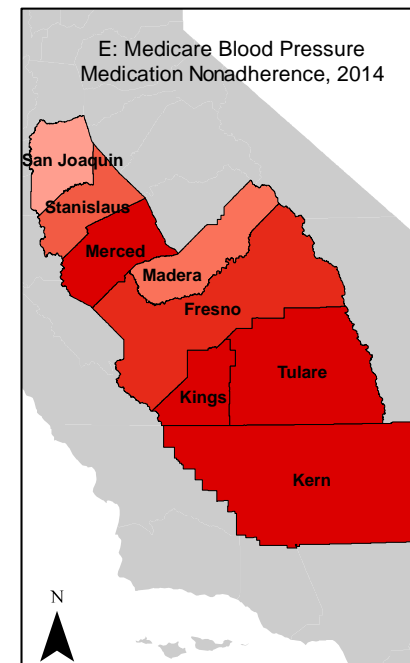
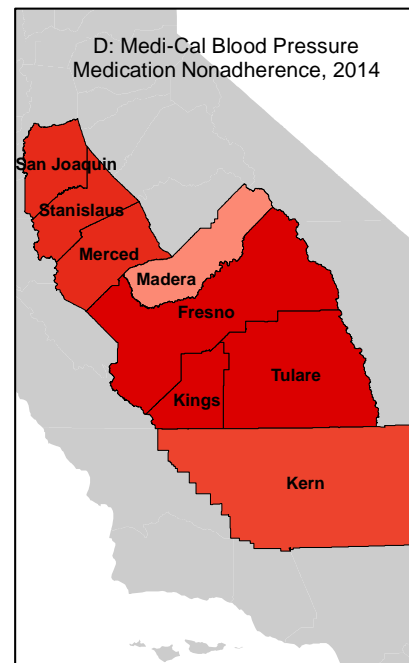


High Blood Pressure Indicators: Medication Usage, Mortality, Hospitalization, and Medication Adherence in Central Valley, California

Rank among all counties in California



*Higher ranks indicate higher blood pressure medication nonadherence, and higher mortality and hospitalization rates.



Data Sources: Blood Pressure Medication Usage Among Hypertensive Patients, California Health Interview Survey, 2013-14; Premature Hypertension-Related Mortality, California Death Statistical Master File (DSM), 2012-14; Preventable Hypertension-Related Hospitalization, Patient Discharge Data (PDD), California Office of Statewide Health Planning and Development (OSHPD), 2012-14; Medi-Cal Blood Pressure Medication Adherence, 2014; Medicare Blood Pressure Medication Adherence, CDC Interactive Atlas of Heart Disease and Stroke, 2014.