

# COVID Data Tracker

Maps, charts, and data provided by CDC, updates Mondays and Fridays by 8 p.m. ET

[COVID-19 Home](#)

## COVID-19 Update for the United States

### Early Indicators

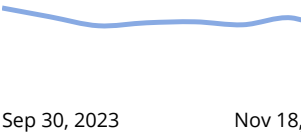
#### Test Positivity >

**% Test Positivity**

**8.2%**  
(November 12 to November 18, 2023)

**Trend in % Test Positivity**

**-1.7% in most recent week**



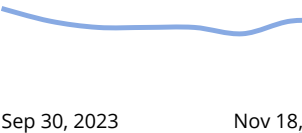
#### Emergency Department Visits >

**% Diagnosed as COVID-19**

**1.5%**  
(November 12 to November 18, 2023)

**Trend in % Emergency Department Visits**

**+1.8% in most recent week**



These early indicators represent a portion of national COVID-19 tests and emergency department visits. [Wastewater](#) information also provides early indicators of spread.

### Severity Indicators

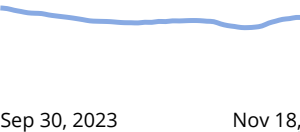
#### Hospitalizations >

**Hospital Admissions**

**18,119**  
(November 12 to November 18, 2023)

**Trend in Hospital Admissions**

**+9.7% in most recent week**



**Total Hospitalizations**

**6,502,997**

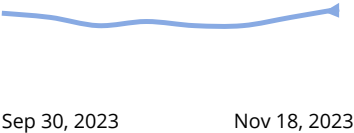
#### Deaths >

**% of All Deaths in U.S. Due to COVID-19**

**2.6%**  
(November 12 to November 18, 2023)

**Trend in % COVID-19 Deaths**

**+8.3% in most recent week**



**Total Deaths**

**1,155,145**

CDC | Test Positivity data through: November 18, 2023; Emergency Department Visit data through: November 18, 2023; Hospitalization data through: November 18, 2023; Death data through: November 18, 2023.  
Posted: November 27, 2023 12:00 PM ET



Find the  
COVID-19  
hospital  
admission  
level in  
your  
county >



View  
Trends >  
in  
Hospitalizations,  
Deaths,  
Emergency  
Department Visits,  
and Test  
Positivity



View  
Maps >  
of  
Hospitalizations,  
Deaths,  
Emergency  
Department Visits,  
and Test  
Positivity

## COVID-19 Data Basics

Stay up to date on the most recent and detailed data for hospitalizations, deaths, emergency department visits, and vaccinations.

- Hospitalizations
- Deaths
- Emergency Department Visits
- Vaccination Distribution & Coverage
- Vaccine Effectiveness

## Variants, Wastewater, and More

Explore COVID-19 data focused on variants, wastewater surveillance, and post-COVID conditions.

- Variants & Genomic Surveillance
- Traveler-Based Genomic Surveillance
- Wastewater Surveillance
- Post-COVID Conditions

## Additional COVID-19 Data Topics

[Health Equity](#)[Pregnancy](#)[Pediatric](#)[Seroprevalence](#)

### Other COVID-19 Data

Links to supplemental CDC and Federal COVID data



### Communications Resources

Social media toolkits and graphics available to the public



### COVID-19 Home

All COVID-19 topics including prevention, travel, work, and school

## Recent Updates to COVID Data Tracker

Updated on November 27, 2023

- The [Trends in COVID-19 deaths by race and ethnicity, age, and sex](#) page was updated to feature death data reported to the National Vital Statistics System (NVSS).





Cite COVID Data Tracker

Centers for Disease Control and Prevention. COVID Data Tracker. Atlanta, GA: U.S. Department of Health and Human Services, CDC; 2023, November 30. <https://covid.cdc.gov/covid-data-tracker>

COVID-19 Home >

All COVID-19 topics including prevention, travel, work, and school

HAVE QUESTIONS?

-  Visit CDC-INFO
-  Call 800-232-4636
-  Email CDC-INFO
-  Open 24/7

CDC INFORMATION

- About CDC
- Jobs
- Funding
- Policies
- File Viewers & Players

- Privacy
- FOIA
- No Fear Act
- OIG
- Nondiscrimination
- Accessibility

CONNECT WITH CDC



U.S. Department of Health & Human Services

USA.gov

CDC Website Exit Disclaimer 