

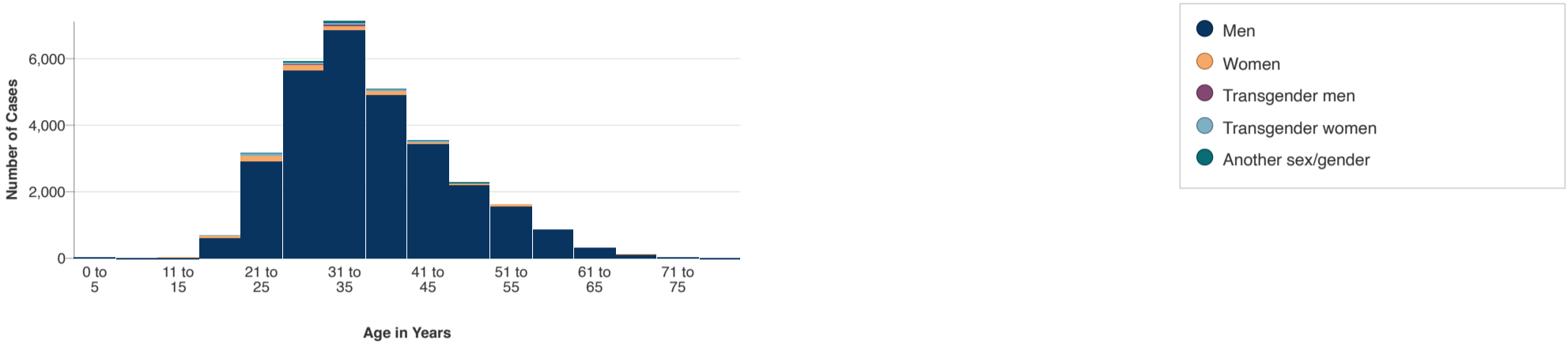


Mpox

Mpox Cases by Age and Gender and Race and Ethnicity Data as Reported to CDC as of 26 Oct 2023 2:00 PM EDT

Starting in September 2023, the data will be updated once per month. Mpox signs and symptoms reported to CDC has been discontinued.

Mpox cases reported to CDC: Age and Gender



[Download Data \(CSV\)](#)

Data Table							
	0 to 5	6 to 10	11 to 15	16 to 20	21 to 25	26 to 30	31 to 35
Another sex/gender	0	1	0	7	34	47	58
Men	25	6	11	606	2,903	5,633	6,831
Transgender men	0	0	0	8	17	15	10
Transgender women	0	0	0	9	40	52	79
Women	11	6	5	66	167	172	150

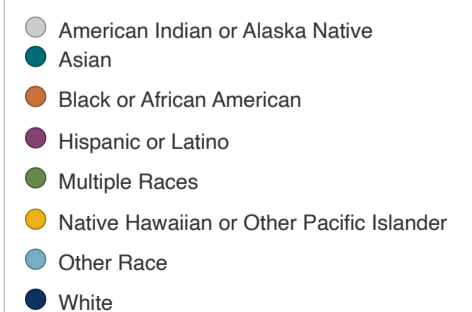
Footnotes

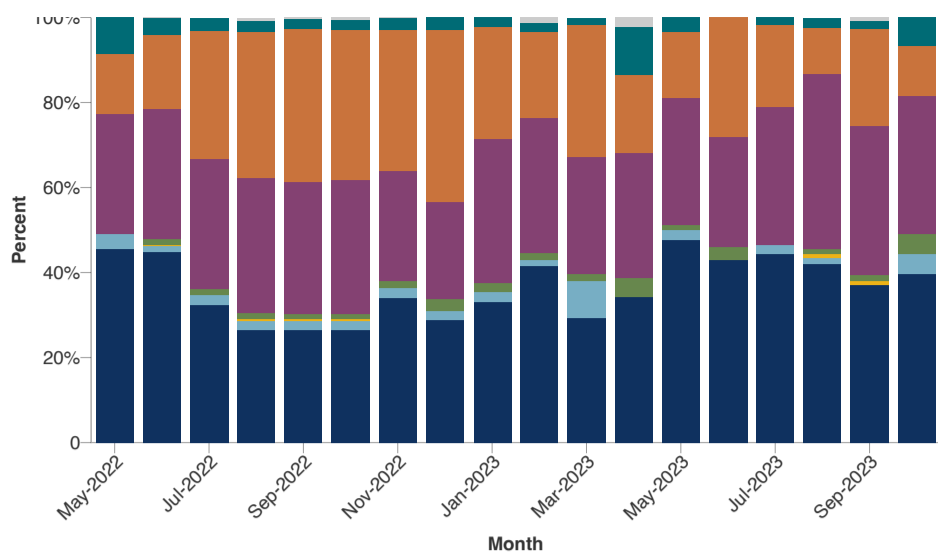
Both age and sex or gender data were available for 99.5% of cases reported to CDC. People whose reported sex differed from their reported gender were classified as transgender. Among people for whom reported gender was not available, but sex was reported, sex was used to categorize people as men or women. While the case report form specifies sex assigned at birth, there are variations in how jurisdictions collect information on sex, and in some cases this may represent current gender identity. These case counts include those who tested positive for either monkeypox virus or orthopoxvirus (OPX) as described in the case definition.

Mpox cases reported to CDC by Race and Ethnicity

Race and Ethnicity+	Count	Percent
Black or African American	9,497	32.37%
Hispanic or Latino	9,098	31.01%
White	8,672	29.56%
Asian	821	2.8%
Other Race	604	2.06%
Multiple Races	444	1.51%
American Indian or Alaska Native	121	0.41%
Native Hawaiian or Other Pacific Islander	78	0.27%
Missing	1,675	-

Proportion of All Cases by Race and Ethnicity by Month





Data Table							
	May-2022	Jun-2022	Jul-2022	Aug-2022	Sep-2022	Oct-2022	Nov-2022
American Indian or ...	0	0%	0%	1%	1%	1%	0%
Asian	9%	4%	3%	3%	2%	3%	3%
Black or African Am...	14%	17%	30%	34%	36%	35%	33%
Hispanic or Latino	28%	31%	31%	32%	31%	32%	26%
Multiple Races	0	1%	2%	2%	1%	1%	1%
Native Hawaiian or ...	0	1%	0%	0%	0%	0%	0
Other Race	4%	1%	2%	2%	2%	2%	3%
White	46%	45%	32%	27%	26%	26%	34%

Footnotes

Information on race and ethnicity was available for 94.6% of cases reported to CDC. Race and ethnicity information is often missing in reportable disease surveillance and may require contacting and interviewing the person. The Hispanic or Latino category includes people of any race, and all other categories exclude those who identify as Hispanic or Latino. Race and ethnicity was classified into the following mutually exclusive categories: American Indian or Alaska Native, Asian, Black or African American, Hispanic or Latino, Persons of Multiple Races, Native Hawaiian or Other Pacific Islander, and White. These case counts include those who tested positive for either mpox virus or orthopoxvirus (OPX), therefore classified as probable cases as described in the case definition.

Download more detailed information

[CSV]