

COVID Data Tracker

Maps, charts, and data provided by CDC, updates Mondays and Fridays by 8 p.m. ET

[COVID-19 Home >](#)



Effective September 29, 2023, weekly updates to maps, charts, and data provided by CDC for COVID Data Tracker will occur on Fridays by 12 p.m. ET. This change aligns with the timing of CDC's weekly updates for respiratory viruses (<https://www.cdc.gov/respiratory-viruses/index.html>).

COVID-19 Update for the United States

Early Indicators

Test Positivity >

% Test Positivity

9.5%

(October 8 to October 14, 2023)

Trend in % Test Positivity

-0.7% in most recent week



Aug 26, 2023 Oct 14, 2023

Emergency Department Visits >

% Diagnosed as COVID-19

1.3%

(October 8 to October 14, 2023)

Trend in % Emergency Department Visits

-11.9% in most recent week



Aug 26, 2023 Oct 14, 2023

These early indicators represent a portion of national COVID-19 tests and emergency department visits. [Wastewater](#) information also provides early indicators of spread.

Severity Indicators

Hospitalizations >

Hospital Admissions

16,158

(October 8 to October 14, 2023)

Trend in Hospital Admissions

-5% in most recent week



Aug 26, 2023 Oct 14, 2023

Total Hospitalizations

6,422,520

Deaths >

% of All Deaths in COVID-19

2.5%

(October 8 to October 14, 2023)

Trend in % COVID-19 Deaths

+4.2% in most recent week



Aug 26, 2023

Total Deaths

1,148,691

CDC | Test Positivity data through: October 14, 2023; Emergency Department Visit data through: October 14, 2023; Hospitalization data through: October 14, 2023; Death data through: October 14, 2023.
Posted: October 20, 2023 12:00 PM ET



Find the COVID-19 hospital admission level in your county >



View Trends >

in Hospitalizations, Deaths,
Emergency Department
Visits, and Test Positivity



View Maps >

of Hospitalizations, Deaths,
Emergency Department
Visits, and Test Positivity

COVID-19 Data Basics

Stay up to date on the most recent and detailed data for hospitalizations, deaths, emergency department visits, and vaccinations.

[Hospitalizations](#)

[Deaths](#)

[Emergency Department Visits](#)

[Vaccination Distribution & Coverage](#)

[Vaccine Effectiveness](#)

Variants, Wastewater, and More

Explore COVID-19 data focused on variants, wastewater surveillance, and post-COVID conditions.

[Variants & Genomic Surveillance](#)

[Traveler-Based Genomic Surveillance](#)

[Wastewater Surveillance](#)

[Post-COVID Conditions](#)

Additional COVID-19 Data Topics

Health Equity

Pediatric

Pregnancy

Seroprevalence



Other COVID-19 Data

Links to supplemental CDC and Federal COVID data



Communications Resources

Social media toolkits and graphics available to the public



COVID-19 Home

All COVID-19 topics including prevention, travel, work, and school

Recent Updates to COVID Data Tracker

Updated on September 28, 2023

- The [Dialysis COVID-19 Vaccination Data Dashboard](#) was updated with four new visualizations that display data on dialysis patients and staff who are up to date with COVID-19 vaccines.





Cite COVID Data Tracker

Centers for Disease Control and Prevention. COVID Data Tracker. Atlanta, GA: U.S. Department of Health and Human Services, CDC; 2023, October 22.
<https://covid.cdc.gov/covid-data-tracker>

[COVID-19 Home >](#)

All COVID-19 topics including prevention, travel, work, and school

HAVE QUESTIONS?

-  Visit CDC-INFO
-  Call 800-232-4636
-  Email CDC-INFO
-  Open 24/7

CDC INFORMATION

- About CDC
- Jobs
- Funding
- Policies
- File Viewers & Players

- Privacy
- FOIA
- No Fear Act
- OIG
- Nondiscrimination
- Accessibility

CONNECT WITH CDC



U.S. Department of Health & Human Services

[USA.gov](https://www.usa.gov)

[CDC Website Exit Disclaimer](#) 