



Acute Flaccid Myelitis (AFM)

AFM Cases and Outbreaks

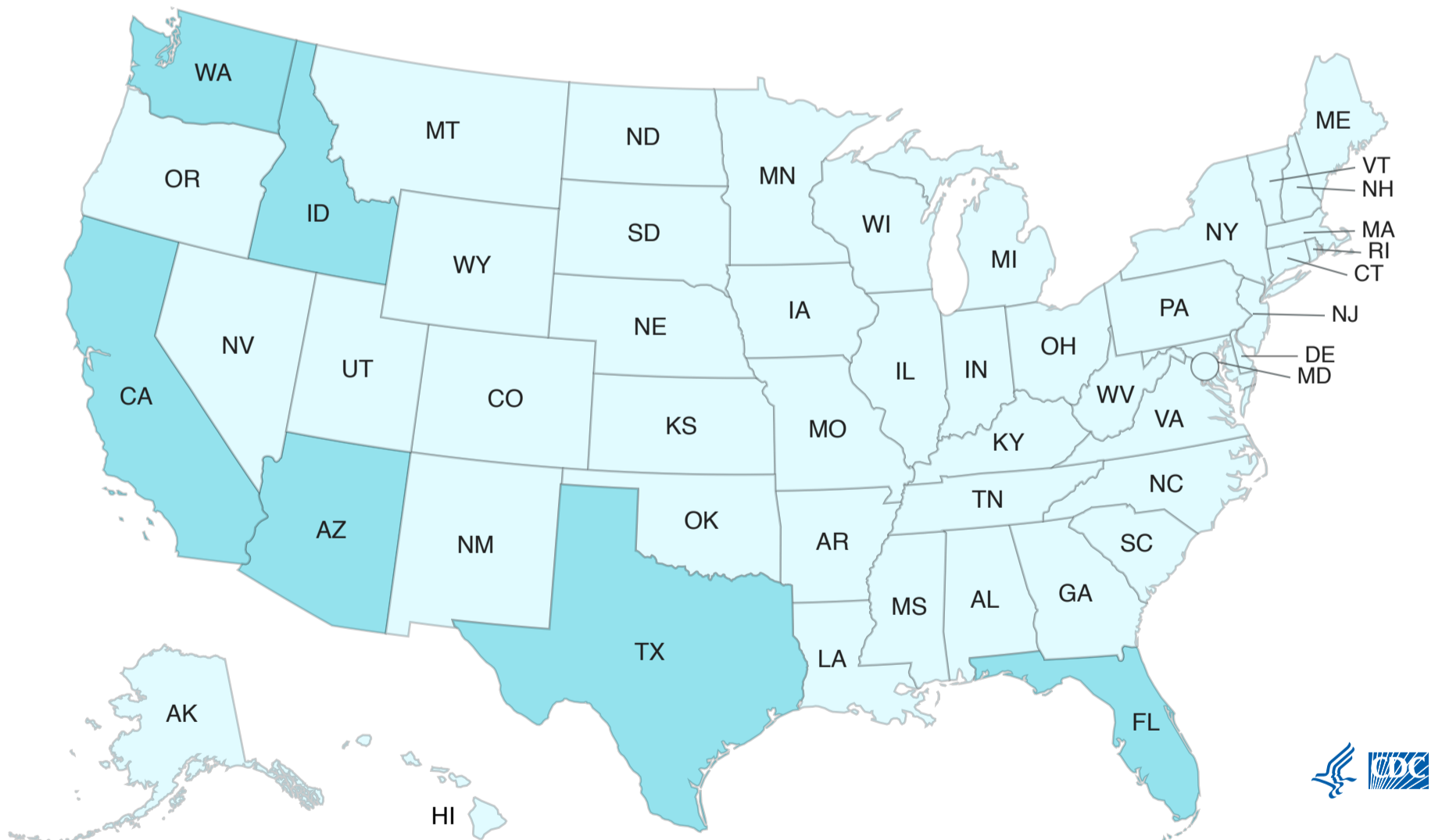
As of August 1, 2023, there have been **6 confirmed cases in 2023** out of 25 reports of patients under investigation (PUIs).

There have been **730 confirmed cases** since CDC began tracking AFM in August of 2014. CDC has been thoroughly investigating cases since that time. We have seen increases in AFM cases, mostly in young children, in 2014, 2016 and 2018.

Annual AFM Cases by State

Annual maps represent only cases for whom information was sent to and confirmed by CDC as of August 1, 2023. Patients under investigation are still being classified, and the case counts are subject to change. Cases of AFM have occurred in 49 states and the District of Columbia.

AFM Confirmed Cases 2023



Data Table

Location	Cases
<input type="radio"/> Alaska	0
<input type="radio"/> Alabama	0
<input type="radio"/> Arkansas	0
<input type="radio"/> Arizona	1
<input type="radio"/> California	1

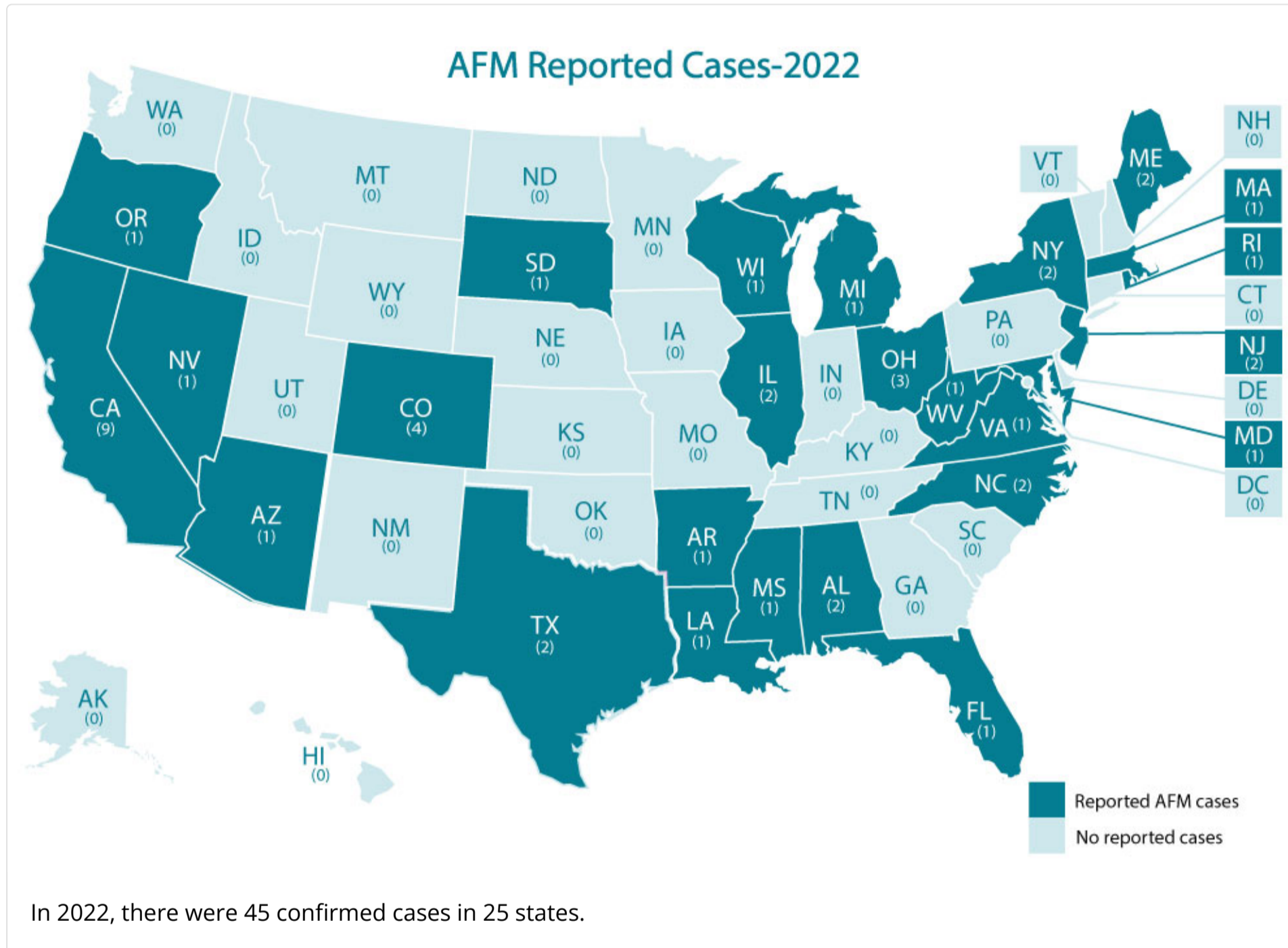


Location	Cases
<input type="radio"/> Colorado	0
<input type="radio"/> Connecticut	0
<input type="radio"/> Delaware	0
<input type="radio"/> District Of Columbia	0
<input type="radio"/> Florida	1
<input type="radio"/> Georgia	0
<input type="radio"/> Hawaii	0
<input type="radio"/> Iowa	0
<input type="radio"/> Idaho	1
<input type="radio"/> Illinois	0
<input type="radio"/> Indiana	0
<input type="radio"/> Kansas	0
<input type="radio"/> Kentucky	0
<input type="radio"/> Louisiana	0
<input type="radio"/> Massachusetts	0
<input type="radio"/> Maryland	0
<input type="radio"/> Maine	0
<input type="radio"/> Michigan	0
<input type="radio"/> Minnesota	0
<input type="radio"/> Missouri	0
<input type="radio"/> Mississippi	0
<input type="radio"/> Montana	0
<input type="radio"/> North Carolina	0
<input type="radio"/> North Dakota	0
<input type="radio"/> Nebraska	0
<input type="radio"/> New Hampshire	0
<input type="radio"/> New Jersey	0
<input type="radio"/> New Mexico	0
<input type="radio"/> Nevada	0
<input type="radio"/> New York	0
<input type="radio"/> Ohio	0
<input type="radio"/> Oklahoma	0
<input type="radio"/> Oregon	0
<input type="radio"/> Pennsylvania	0
<input type="radio"/> Rhode Island	0
<input type="radio"/> South Carolina	0
<input type="radio"/> South Dakota	0
<input type="radio"/> Tennessee	0
<input type="radio"/> Texas	1
<input type="radio"/> Utah	0
<input type="radio"/> Virginia	0
<input type="radio"/> Vermont	0
<input type="radio"/> Washington	1
<input type="radio"/> Wisconsin	0


Location	Cases
<input type="radio"/> West Virginia	0
<input type="radio"/> Wyoming	0

As of August 1, 2023, there have been 6 confirmed cases in 6 states.

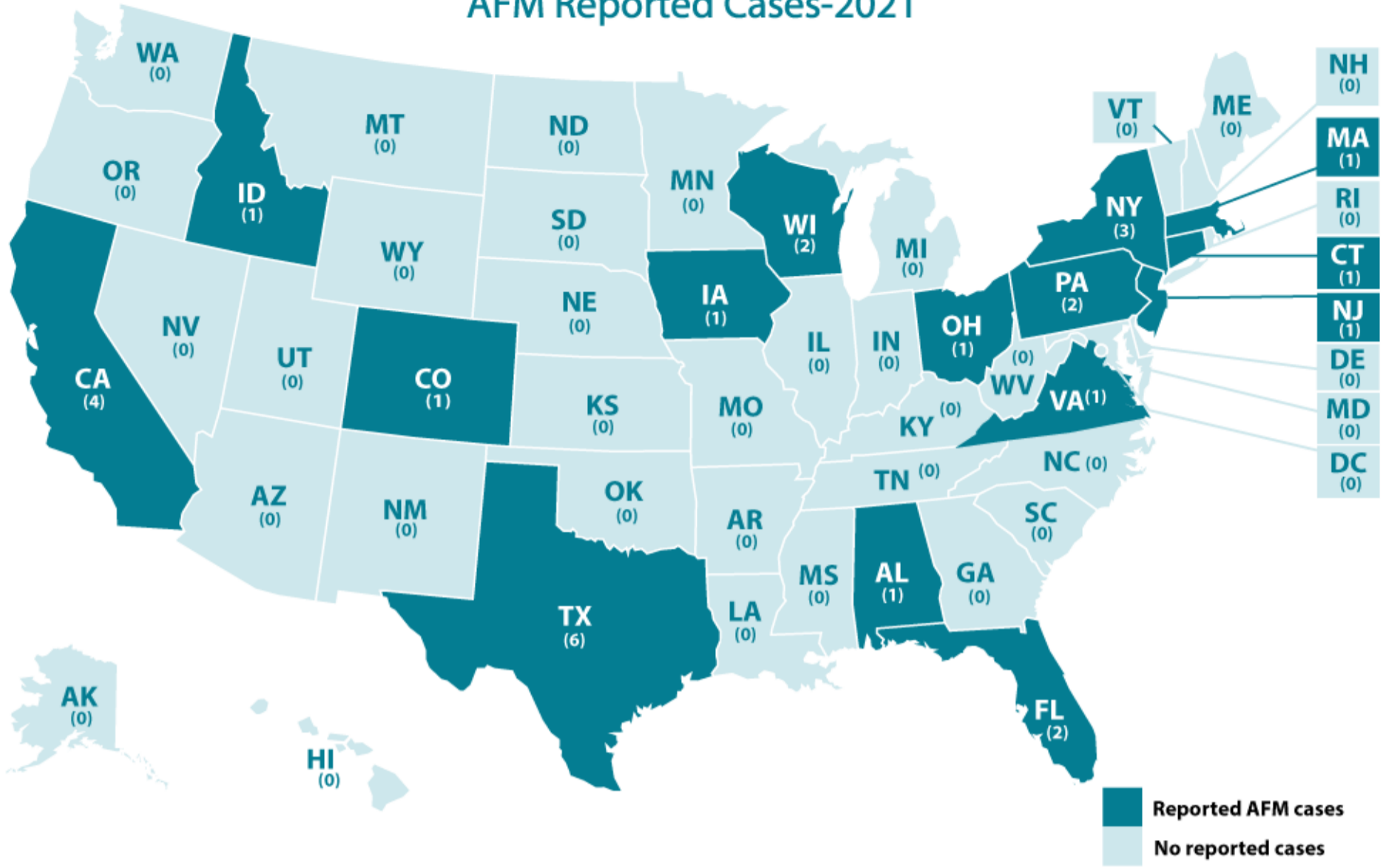
2022



2021



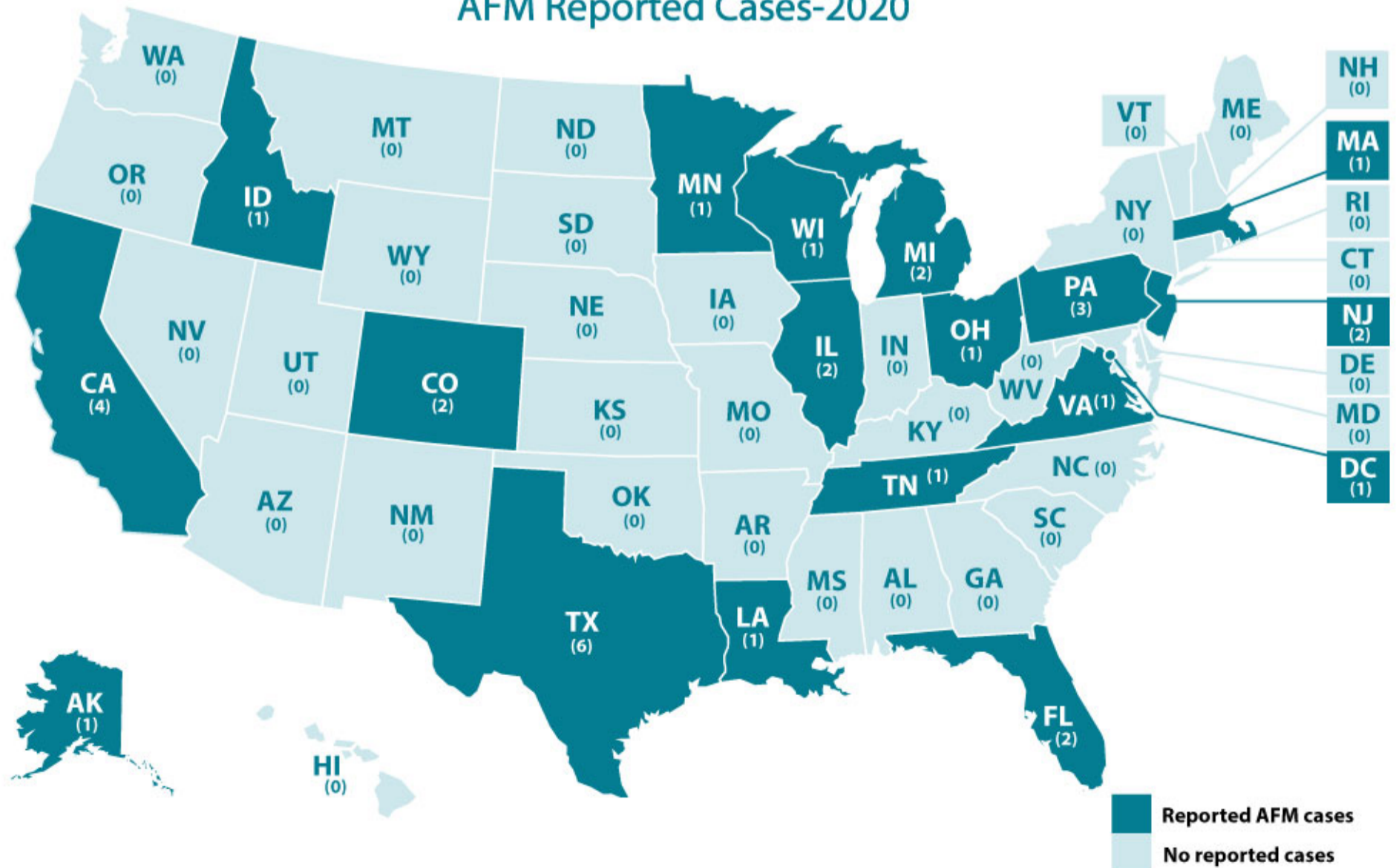
AFM Reported Cases-2021



In 2021, there were 28 total confirmed cases in 15 states.

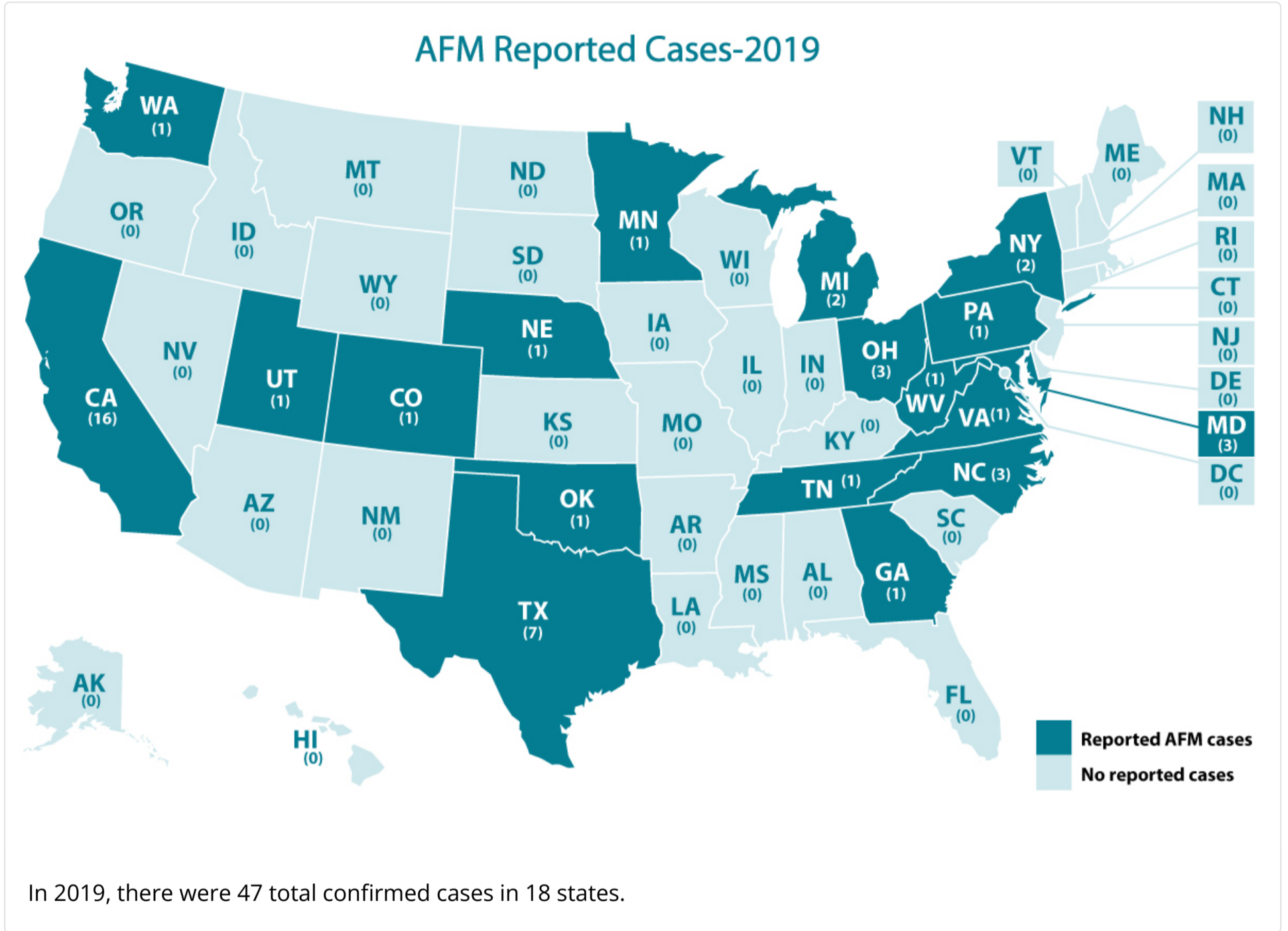
2020

AFM Reported Cases-2020




In 2020, there were 33 confirmed cases in 18 states and the District of Columbia.

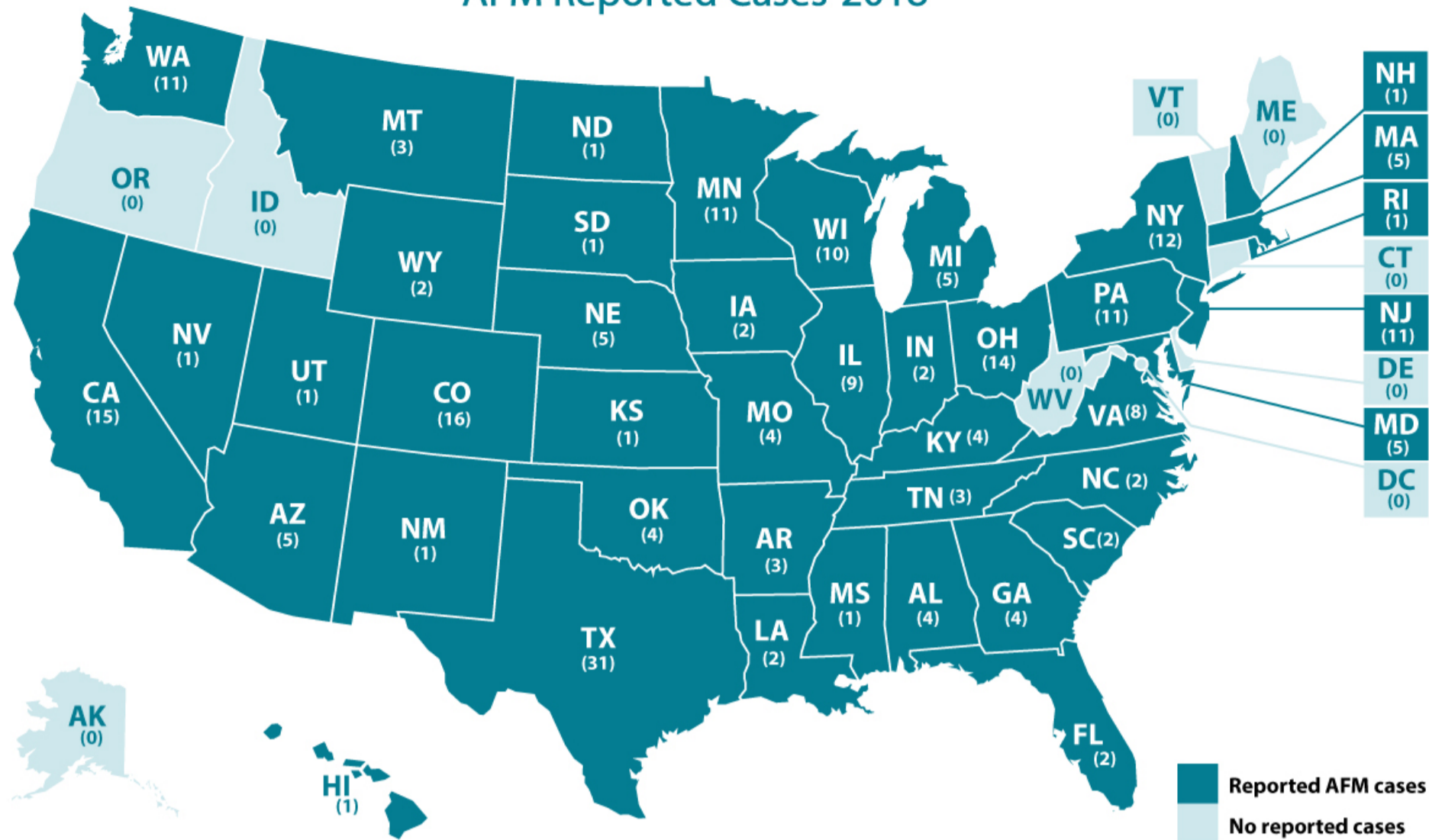
2019



2018




AFM Reported Cases-2018

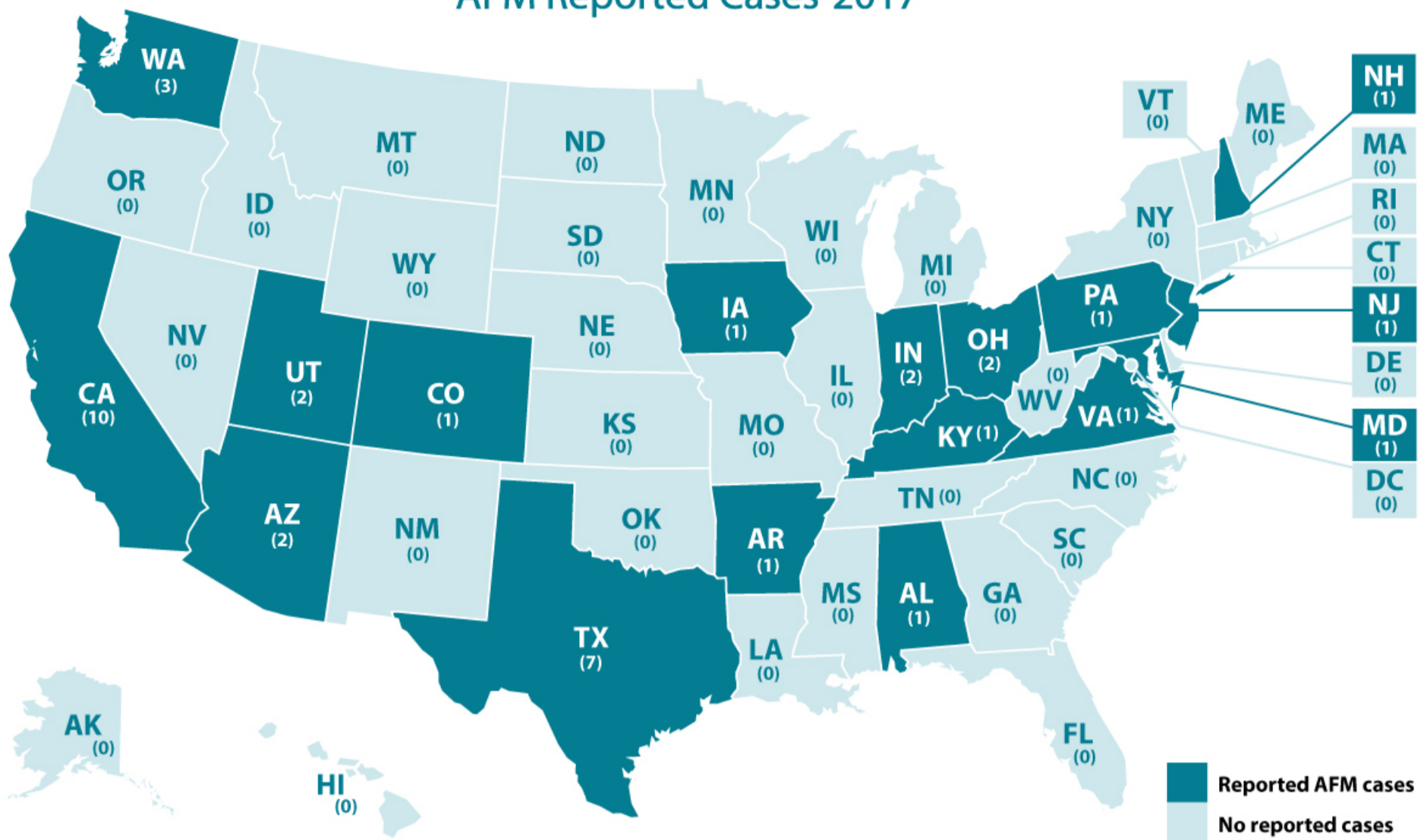


In 2018, there were 238 total confirmed cases in 42 states. One of the confirmed cases is a foreign resident (based on the country of usual residence) and therefore not included in the state map.

2017



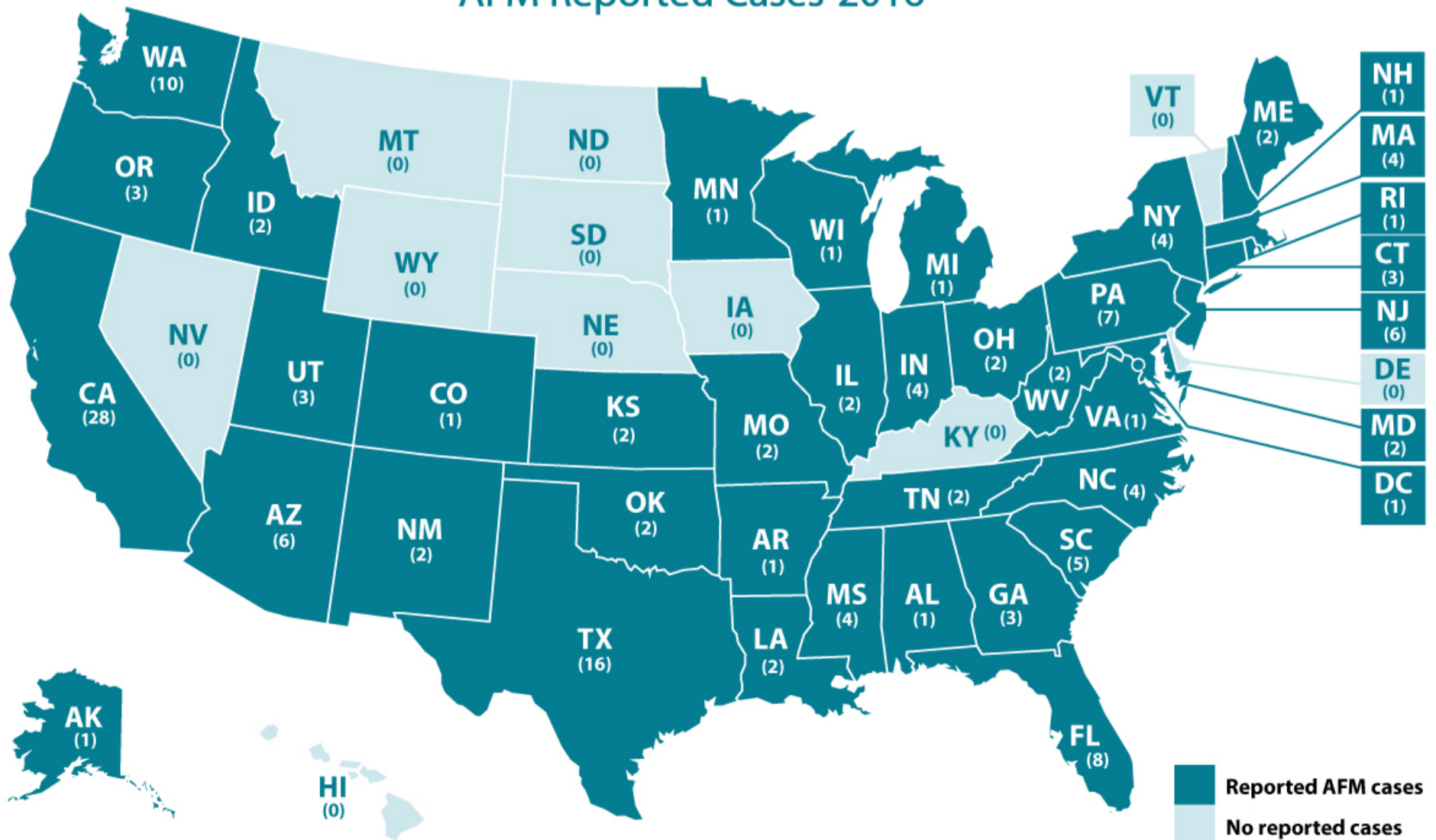
AFM Reported Cases-2017



In 2017, there were 38 total confirmed cases in 17 states.

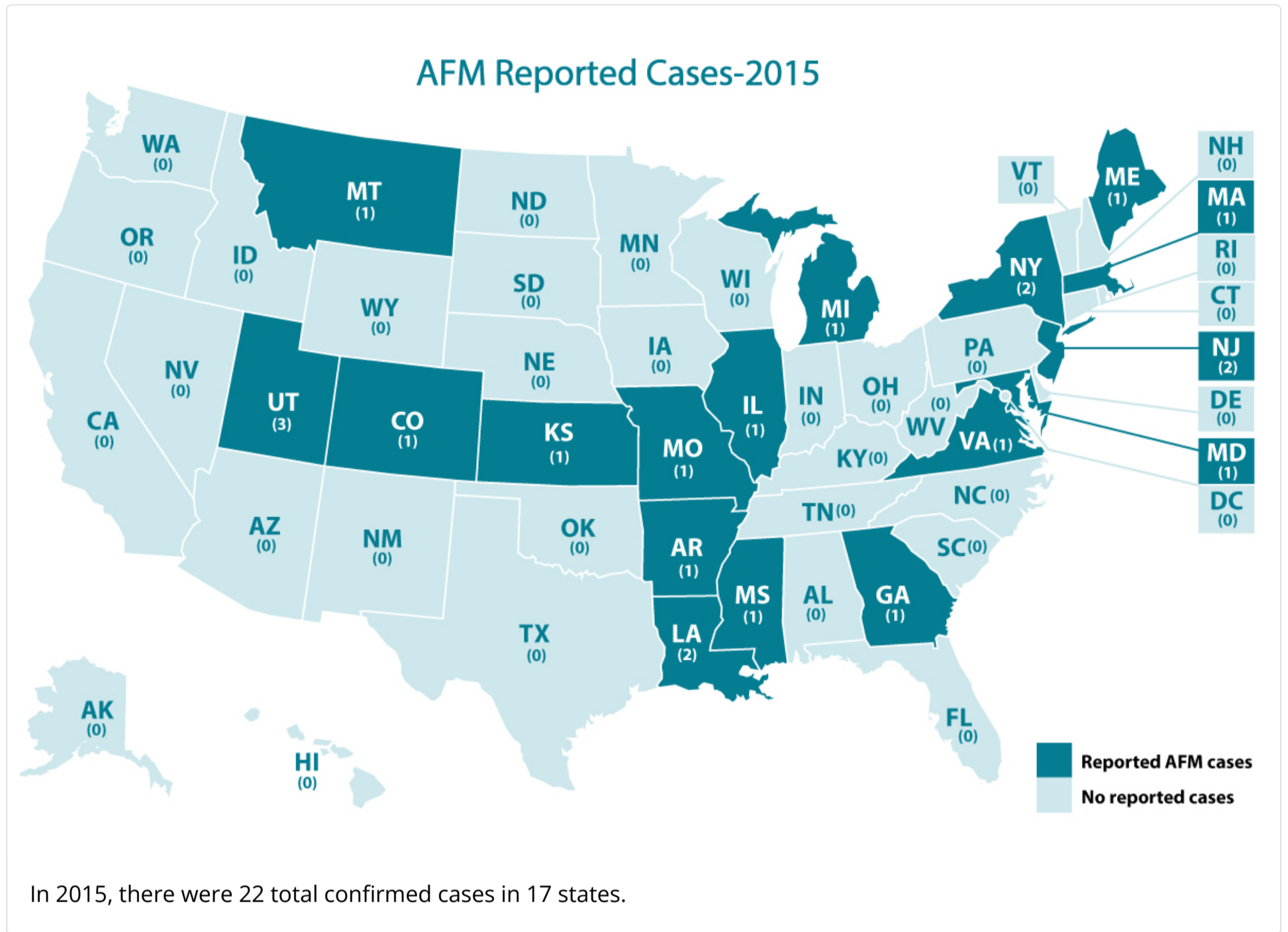
2016

AFM Reported Cases-2016




In 2016, there were 153 total confirmed cases in 39 states and the District of Columbia.

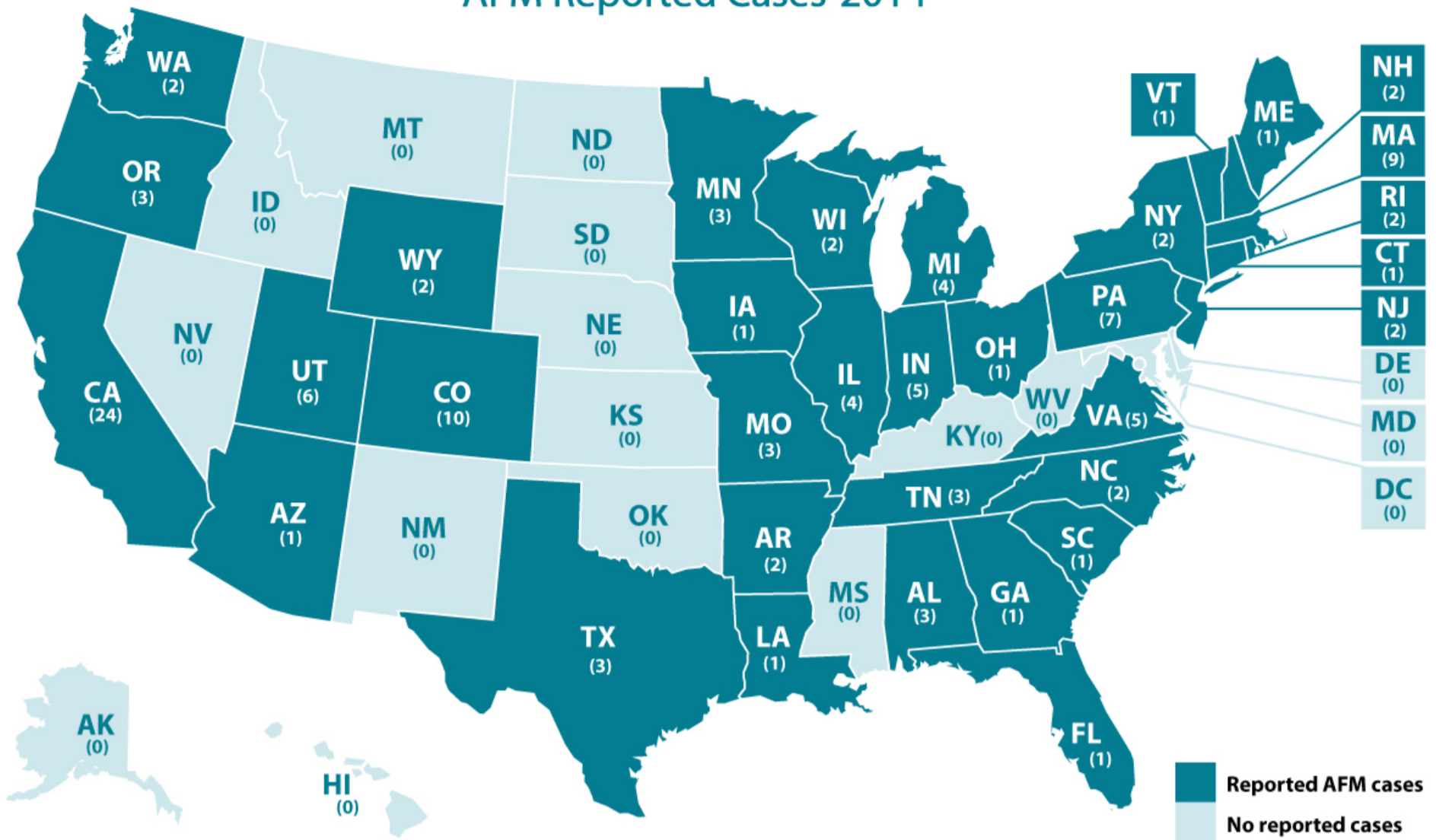
2015



2014



AFM Reported Cases-2014



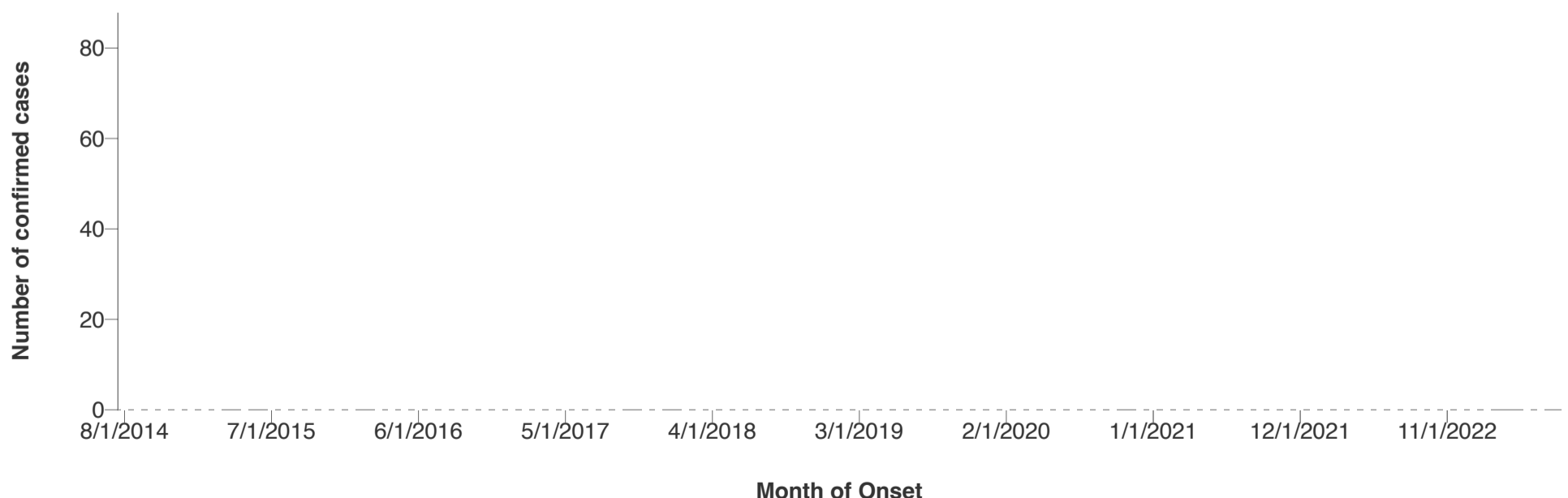
In 2014, there were 120 total confirmed cases in 34 states between the months of August and December. These case counts include only pediatric patients younger than 22 years of age.

We defer to the states to release additional information on cases as they choose.

Cases by Month, 2014-2023

Most patients developed AFM between August and November, with increases in AFM cases in 2014, 2016, and 2018. Many viruses commonly circulate at this same time of year, including enteroviruses, which are likely responsible for the increase in cases in peak years.

Confirmed AFM cases by CDC



[Download Data \(CSV\)](#)

Data Table

	8/1/2014	9/1/2014	10/1/2014	11/1/2014
<input type="radio"/> Cases	21	51	24	15

Data table



	Jan	Feb	Mar	Apr	May	Jun	Jul	Aug	Sept	Oct	Nov	Dec	Total
2014	—	—	—	—	—	—	—	21	51	24	15	9	120
2015	2	2	1	0	1	0	2	3	1	4	2	4	22
2016	1	0	6	1	7	9	13	33	43	27	9	4	153
2017	2	5	5	4	2	4	3	1	4	0	3	5	38
2018	0	4	1	2	3	8	8	30	88	66	21	7	238
2019	2	4	4	3	5	2	5	4	6	7	2	3	47
2020	7	3	5	2	1	2	3	3	3	3	0	1	33
2021	3	2	3	1	3	3	2	2	2	1	3	3	28
2022	2	1	4	2	3	2	2	9	8	5	5	2	45
2023	2	2	0	0	1	1							6

Confirmed cases of AFM by month of illness onset. Case Counts are subject to change.

^ Confirmed AFM cases by CDC from August 2014 through August 1, 2023. Case counts are subject to change

* The data shown from August 2014 to July 2015 are based on the AFM investigation case definition: onset of acute limb weakness on or after August 1, 2014, and a magnetic resonance image (MRI) showing a spinal cord lesion largely restricted to gray matter in a patient age ≤ 21 years.

† The data shown from August 2015 to present are based on the AFM case definition adopted by the Council of State and Territorial Epidemiologists (CSTE): acute onset of focal or flaccid limb weakness and an MRI showing spinal cord lesion largely restricted to gray matter and spanning one or more spinal segments, regardless of age.

For more information, visit the [Case Definitions](#) page.



Case Definitions



About AFM



For Parents of Children with AFM

Last Reviewed: August 2, 2023