



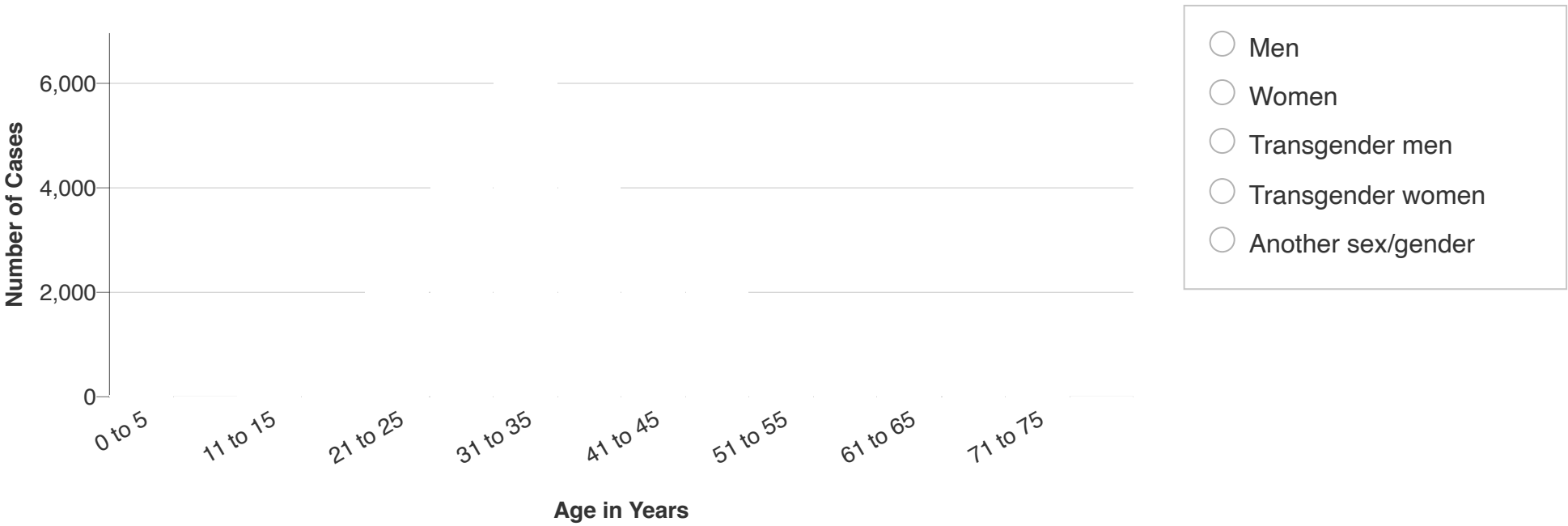
Mpox

Mpox Cases by Age and Gender and Race and Ethnicity

Data as Reported to CDC as of 05 Jul 2023 2:00 PM EDT

Beginning May 17, 2023, the data below will be updated on Wednesdays. Mpox signs and symptoms reported to CDC has been discontinued.

Mpox cases reported to CDC: Age and Gender



[Download Data \(CSV\)](#)

Data Table				
	0 to 5	6 to 10	11 to 15	16 to 20
<input type="radio"/> Men	25	5	11	592
<input type="radio"/> Women	11	5	5	65
<input type="radio"/> Transgender men	0	0	0	7
<input type="radio"/> Transgender women	0	0	0	9
<input type="radio"/> Another sex/gender	0	1	0	9

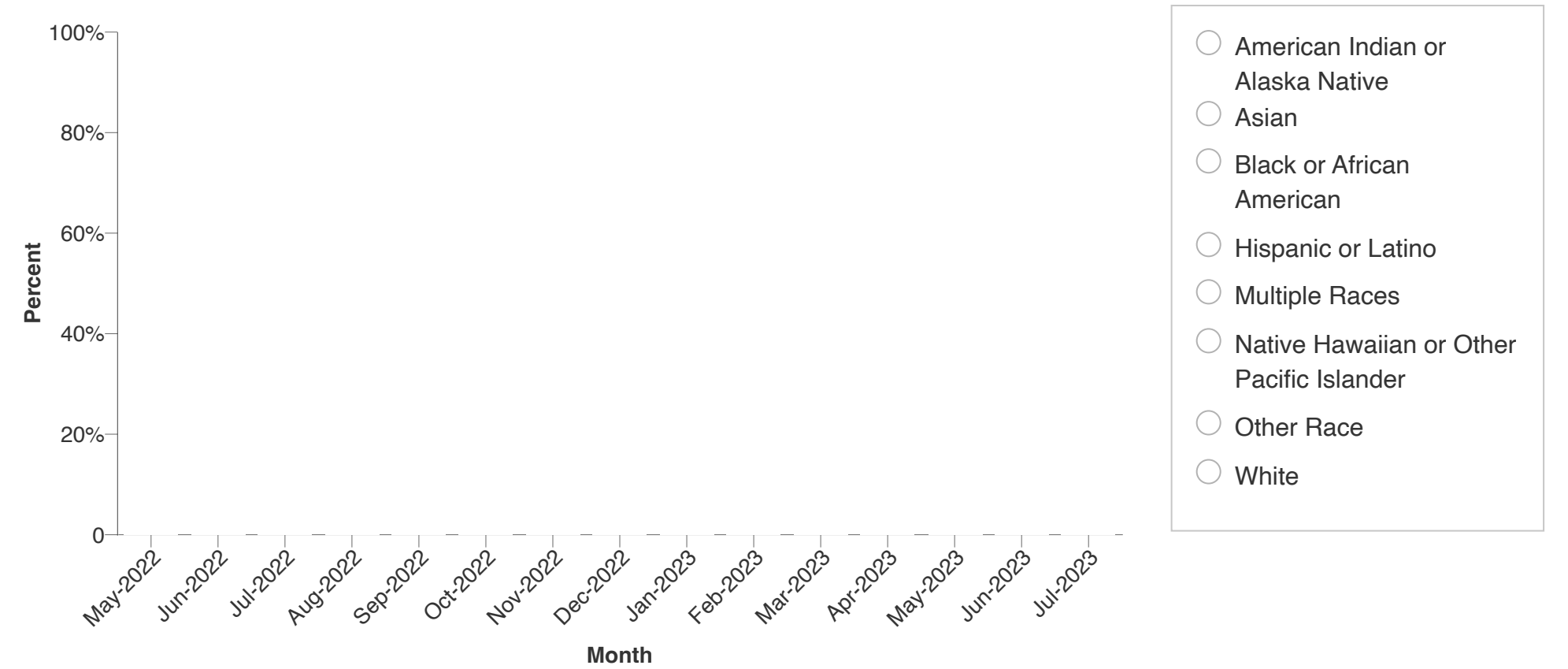
Footnotes

Both age and sex or gender data were available for 98.9% of cases reported to CDC. People whose reported sex differed from their reported gender were classified as transgender. Among people for whom reported gender was not available, but sex was reported, sex was used to categorize people as men or women. While the case report form specifies sex assigned at birth, there are variations in how jurisdictions collect information on sex, and in some cases this may represent current gender identity. These case counts include those who tested positive for either monkeypox virus or orthopoxvirus (OPX) as described in the case definition.

Mpox cases reported to CDC by Race and Ethnicity

Race and Ethnicity+	Count	Percent
Black or African American	9,417	32.9%
Hispanic or Latino	8,891	31.06%
White	8,507	29.72%
Asian	817	2.85%
Other Race	638	2.23%
Multiple Races	142	0.5%
American Indian or Alaska Native	132	0.46%
Native Hawaiian or Other Pacific Islander	80	0.28%
Missing	1,930	-

Proportion of All Cases by Race and Ethnicity by Month




Data Table	May-2022	Jun-2022	Jul-2022	Aug-2022
<input type="radio"/> White	47.4	45.6	32.7	26.9
<input type="radio"/> Other Race	1.8	1.1	2.2	2.1
<input type="radio"/> Native Hawaiian or ...	0	0.5	0.2	0.4
<input type="radio"/> Multiple Races	0	0.3	0.6	0.5
<input type="radio"/> Hispanic or Latino	28.1	30.6	30.6	31.8
<input type="radio"/> Black or African Am...	14	17.6	30.3	34.8
<input type="radio"/> Asian	8.8	4.3	3.1	2.8
<input type="radio"/> American Indian or ...	0	0.1	0.3	0.6



Information on race and ethnicity was available for 93.7% of cases reported to CDC. Race and ethnicity information is often missing in reportable disease surveillance and may require contacting and interviewing the person. The Hispanic or Latino category includes people of any race, and all other categories exclude those who identify as Hispanic or Latino. Race and ethnicity was classified into the following mutually exclusive categories: American Indian or Alaska Native, Asian, Black or African American, Hispanic or Latino, Persons of Multiple Races, Native Hawaiian or Other Pacific Islander, and White. These case counts include those who tested positive for either mpox virus or orthopoxvirus (OPX), therefore classified as probable cases as described in the case definition.

Download more detailed information

 [CSV]