

Marburg (Marburg Virus Disease)



## Marburg (Marburg Virus Disease)

# Marburg Virus Disease Outbreaks

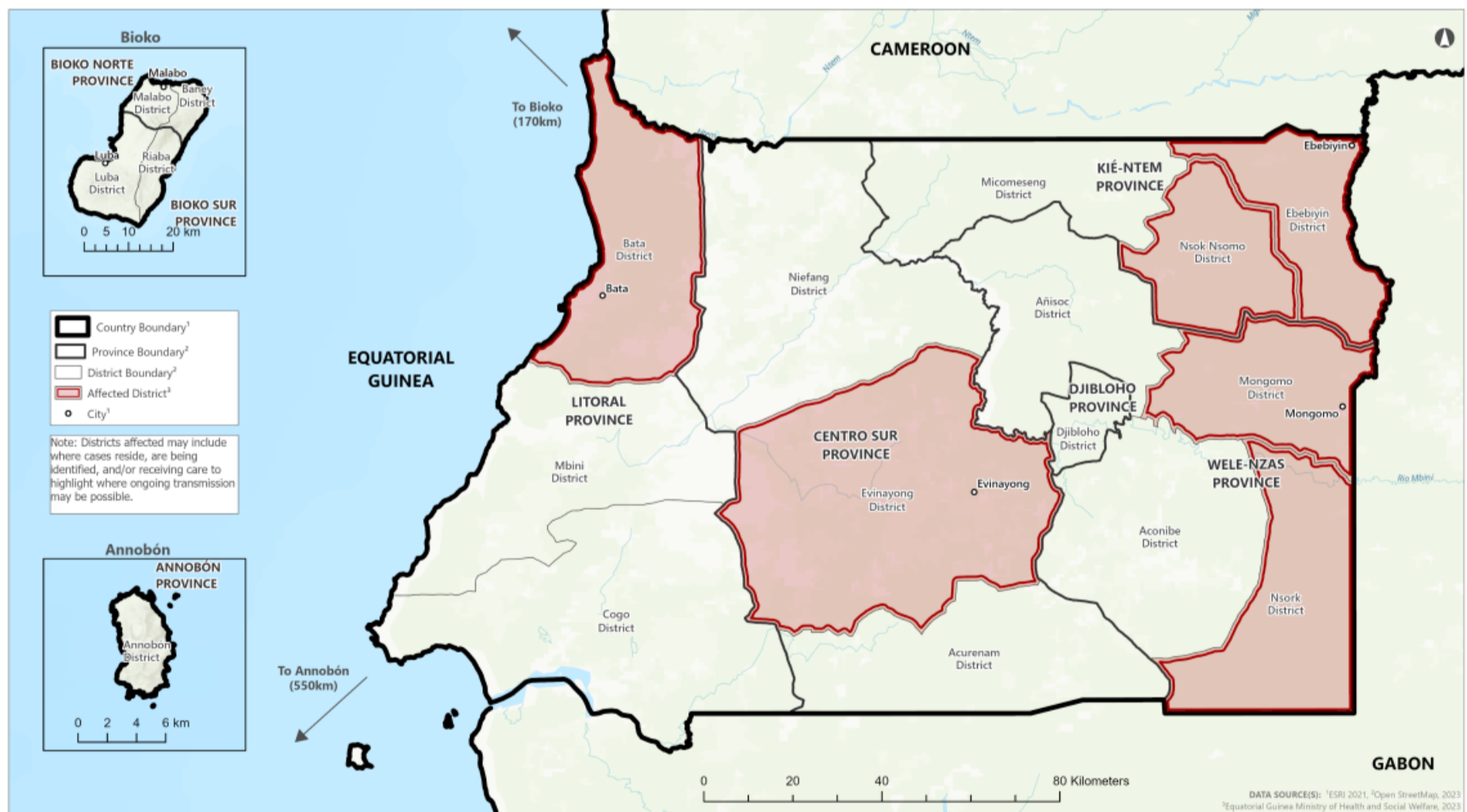
### Equatorial Guinea Outbreak Update

On February 13, 2023, government officials in Equatorial Guinea declared a Marburg virus disease outbreak. Ministry of Health staff initially reported one confirmed case and additional suspect cases in Ebebiyin, Kie-Ntem Province, in the northeast corner of the country. Information on the additional suspect cases is currently limited.

CDC is providing assistance as requested and sent a team of scientists with expertise in epidemiology and laboratory testing to support local health officials in outbreak response activities. The team is assisting with case investigation, contact tracing, and laboratory training.

**Note:** Districts affected may include where cases reside, are being identified, and/or receiving care to highlight where ongoing transmission may be possible.

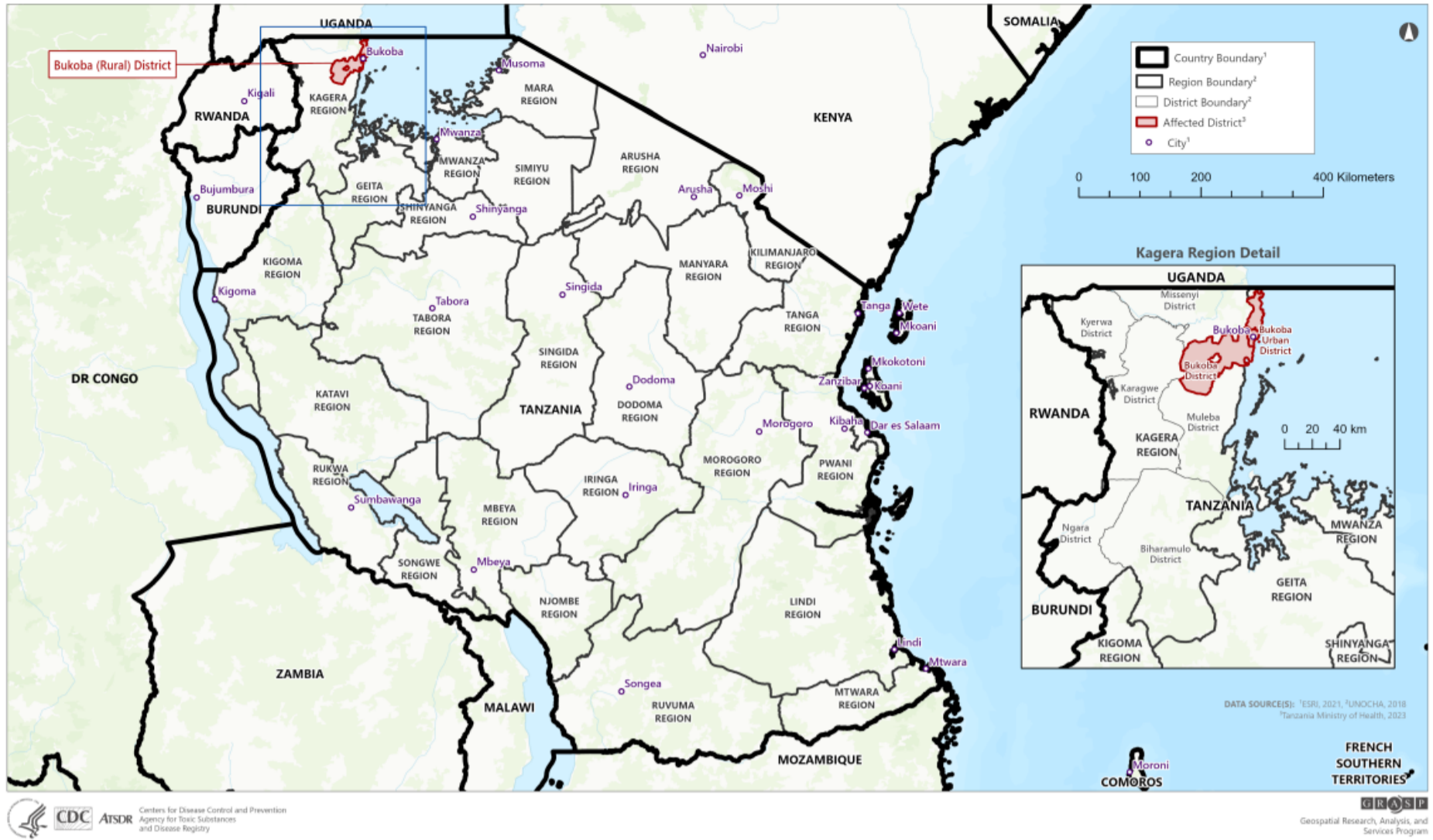
**Equatorial Guinea: Marburg Virus Disease Outbreak 2023**  
Affected Districts\*



### Tanzania Outbreak Update

On March 21, 2023, Tanzania government officials declared the country's first ever outbreak of Marburg virus disease. The cases have been reported in the country's northwest Kagera region. Information on additional suspect cases is limited at this time. CDC is watching the situation closely.

Tanzania: Marburg Virus Disease Outbreak 2023  
Affected Districts



History of Marburg Virus Disease Outbreaks



Year(s)	Country	Apparent or suspected origin	Reported number of human cases	Reported number (%) of deaths among cases	Situation
2022	Ghana	Ashanti Region	3	2	A fatal suspect case of Marburg virus disease (MVD) was identified in the Ashanti region of Ghana on July 7, 2022. MVD was initially detected at Ghana's national laboratory by polymerase chain reaction (PCR) and confirmed at the Institut Pasteur in Dakar, Senegal, marking the first detection of MVD in Ghana. Shortly after, two additional family members were also confirmed to have MVD. No additional cases outside the family cluster were identified. The outbreak was declared over in September.

Year(s)	Country	Apparent or suspected origin	Reported number of human cases	Reported number (%) of deaths among cases	Situation
2021	Guinea	Guéckédou	1	1 (100%)	One case was reported and confirmed by the Guinean Ministry of Health in a patient who was diagnosed after death. No additional cases were confirmed after more than 170 high-risk contacts were monitored for 21 days.
2017	Uganda	Kween	4	3 (75%)	A blood sample from Kween District in Eastern Uganda tested positive for Marburg virus. Within 24 hours of confirmation, a rapid outbreak response was begun. This outbreak occurred as a family cluster with no additional transmission outside of the four related cases. <sup>15</sup>
2014	Uganda	Kampala	1*	1	Overall, one case was confirmed (fatal) and 197 contacts were followed for 3 weeks. Out of these 197 contacts, 8 developed symptoms similar to Marburg, but all tested negative at the Uganda Virus Research Institute with support from CDC. <sup>14</sup>
2012	Uganda	Kabale	15	4 (27%)	Testing at CDC/UVRI identified a Marburg virus disease outbreak in the districts of Kabale, Ibanda, Mbarara, and Kampala over a 3-week time period. <sup>13</sup>
2008	Netherlands ex Uganda	Cave in Maramagambo forest in Uganda, at the southern edge of Queen Elizabeth National Park	1	1 (100%)	A 40-year-old Dutch woman with a recent history of travel to Uganda was admitted to hospital in the Netherlands. Three days prior to hospitalization, the first symptoms (fever, chills) occurred, followed by rapid clinical deterioration. The woman died on the 10th day of the illness. <sup>11,12</sup>
2008	USA ex Uganda	Cave in Maramagambo forest in Uganda, at the southern edge of Queen Elizabeth National Park	1	0 (0)	A U.S traveler returned from Uganda in January 2008. The patient developed illness 4 days after returning, was hospitalized, discharged and fully recovered. The patient was retrospectively diagnosed with Marburg virus infection. <sup>10</sup>
2007	Uganda	Lead and gold mine in Kamwenge District, Uganda	4	1 (25%)	Small outbreak, with 4 cases in young males working in a mine. To date, there have been no additional cases identified. <sup>9</sup>

Year(s)	Country	Apparent or suspected origin	Reported number of human cases	Reported number (%) of deaths among cases	Situation
2004 to 2005	Angola	Uige Province, Angola	252	227 (90%)	Outbreak believed to have begun in Uige Province in October 2004. Most cases detected in other provinces have been linked directly to the outbreak in Uige. <sup>8</sup>
1998 to 2000	Democratic Republic of Congo (DRC)	Durba, DRC	154	128 (83%)	Most cases occurred in young male workers at a gold mine in Durba, in the north-eastern part of the country, which proved to be the epicentre of the outbreak. Cases were subsequently detected in the neighboring village of Watsa. <sup>7</sup>
1990	Russia	Russia	1	1 (100%)	Laboratory contamination. <sup>6</sup>
1987	Kenya	Kenya	1	1 (100%)	A 15-year-old Danish boy was hospitalized with a 3-day history of headache, malaise, fever, and vomiting. Nine days prior to symptom onset, he had visited Kitum Cave in Mount Elgon National Park. Despite aggressive supportive therapy, the patient died on the 11th day of illness. No further cases were detected. <sup>5</sup>
1980	Kenya	Kenya	2	1 (50%)	Recent travel history included a visit to Kitum Cave in Kenya's Mount Elgon National Park. Despite specialized care in Nairobi, the male patient died. A doctor who attempted resuscitation developed symptoms 9 days later but recovered. <sup>4</sup>
1975	Johannesburg, South Africa	Zimbabwe	3	1 (33%)	A man with a recent travel history to Zimbabwe was admitted to hospital in South Africa. Infection spread from the man to his traveling companion and a nurse at the hospital. The man died, but both women were given vigorous supportive treatment and eventually recovered. <sup>3</sup>
1967	Germany and Yugoslavia	Uganda	31	7 (23%)	Simultaneous outbreaks occurred in laboratory workers handling African green monkeys imported from Uganda. <sup>1</sup> In addition to the 31 reported cases, an additional primary case was retrospectively serologically diagnosed. <sup>2</sup>

\*Numbers reflect laboratory confirmed cases only.

# References

1. Siegert R. Marburg Virus. In. *Virology*. New York: Springer-Verlag; 1972; pp. 98-153.
2. Feldmann H, Slenczka W, Klenk HD. Emerging and reemerging of filoviruses. *Archives of Virology*. 1996;11(Suppl.):77-100.
3. Conrad JL, Isaacson M, Smith EB, Wulff H, Crees M, Geldenhuys P, Johnston J. [Epidemiologic investigation of Marburg virus disease, Southern Africa, 1975](#)  . *Am J Trop Med Hyg*. 1978 Nov;27(6):1210-5.
4. Smith DH, Johnson BK, Isaacson M, et al. Marburg-virus disease in Kenya. *Lancet*. 1982; 1(8276):816-820.
5. Johnson ED, Johnson BK, Silverstein D, et al. Characterization of a new Marburg virus isolated from a 1987 fatal case in Kenya. *Archives of Virology*. 1996;11(Suppl):101-114.
6. Nikiforov VV, Turovskii IU, Kalinin PP, et al. A case of laboratory infection with Marburg fever. *Zhurnal Mikrobiologii, Epidemiologii i Immunobiologii*. 1994(3):104-106.
7. Bausch DG, Nichol ST, Muyembe-Tamfum JJ, et al. Marburg hemorrhagic fever associated with multiple genetic lineages of virus. *New England Journal of Medicine*. 2006;355:909-919.
8. Towner JS, Khristova ML, Sealy TK, et al. Marburgvirus genomics and association with a large hemorrhagic fever outbreak in Angola. *Journal of Virology*. 2006;80(13):6497-6516.
9. Adjemian J, Farnon EC, Tschioke F, et al. Outbreak of Marburg hemorrhagic fever among miners in Kamwenge and Ibanda districts, Uganda, 2007. *Journal of Infectious Diseases*. 2011; 204(Suppl 3):S796-S799.
10. Centers for Disease Control and Prevention. Imported case of Marburg hemorrhagic fever – Colorado, 2008. *Morbidity and Mortality Weekly Report*. 2009; 58(49):1377-1381.
11. World Health Organization. [Case of Marburg Haemorrhagic Fever imported into the Netherlands from Uganda](#)  . 10 July 2008.
12. Timen A, Koopmans M, Vossen A, et al. [Response to Imported Case of Marburg Hemorrhagic Fever, the Netherlands](#). *Emerging Infectious Diseases*. 2009; 15(8):1171-1175.
13. Albarino CG, Shoemaker T, Khristova ML, et al. Genomic analysis of filoviruses associated with four viral hemorrhagic fever outbreaks in Uganda and the Democratic Republic of the Congo in 2012. *Virology*. 2013;442(2):97-100.
14. Uganda Ministry of Health. Press Release, Oct. 8, 2014.
15. Nyakarahuka L, Shoemaker TR, Balinandi S, et al. (2019) Marburg virus disease outbreak in Kween District Uganda, 2017: Epidemiological and laboratory findings. *PLoS Negl Trop Dis* 13(3): e0007257.

Last Reviewed: April 19, 2023