

# Mpox

## Mpox Vaccine Administration in the U.S. Data as of April 25 2023 4:00 AM EDT

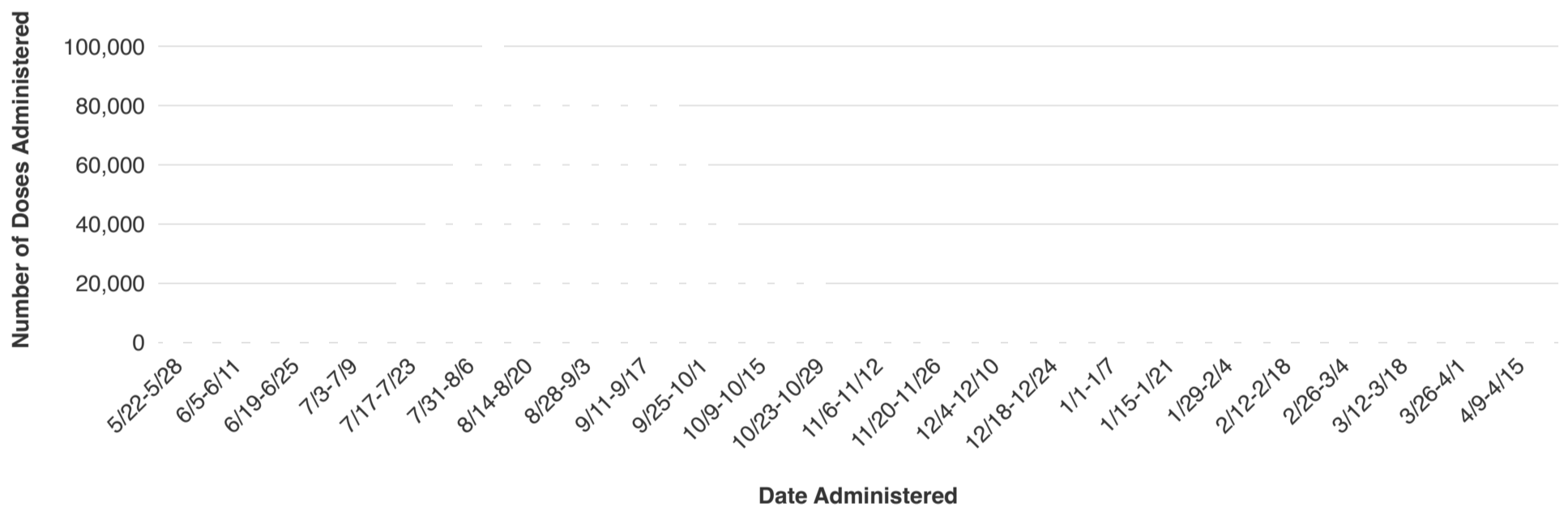
Beginning February 1, 2023, the data below will be updated every two weeks.

### Total Vaccine Doses Administered

**1,215,311**

Doses Administered in the 57 U.S. Jurisdictions Reporting Data as of April 25 2023.

### Total JYNNEOS Vaccine Second Doses and First Doses Reported to CDC



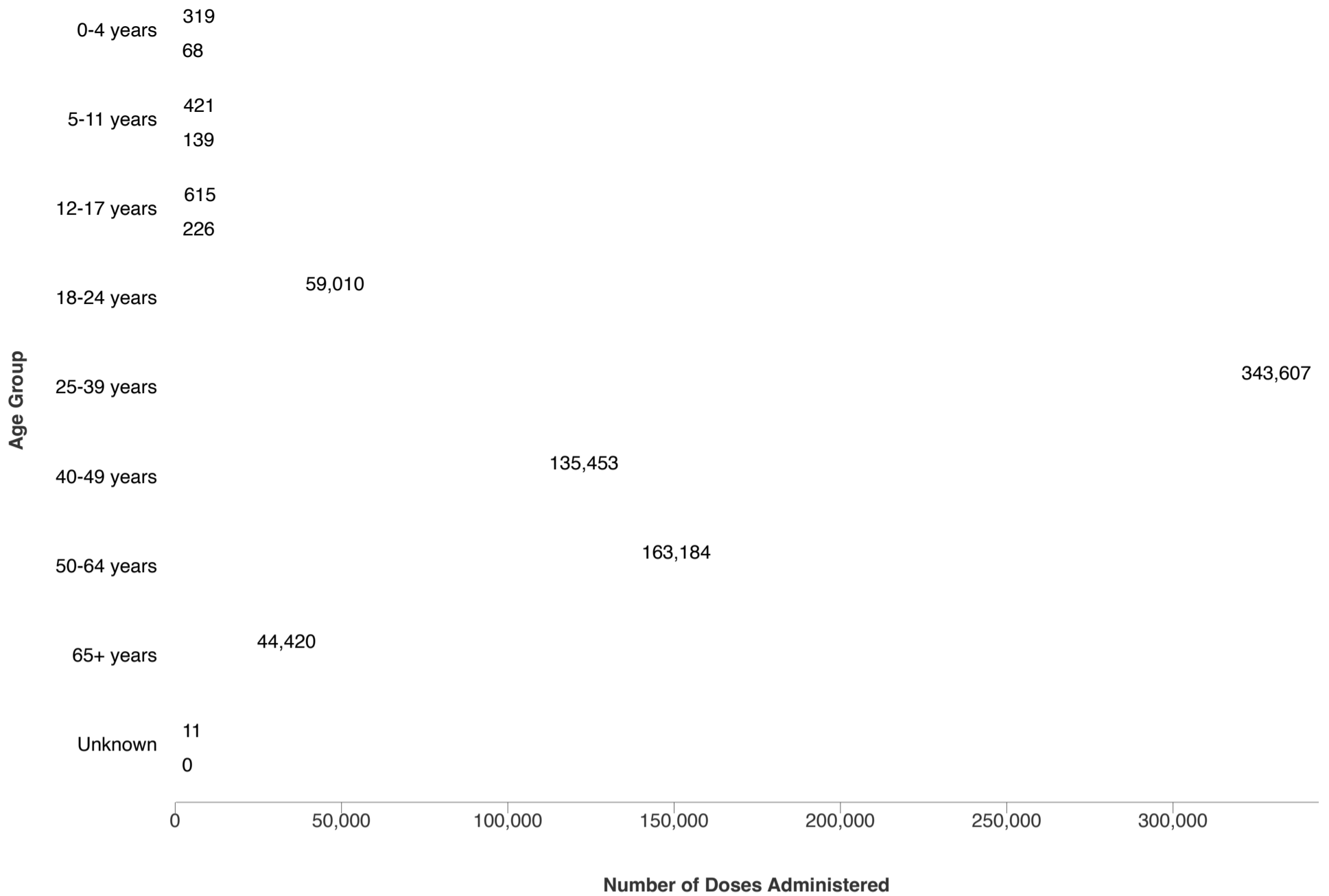
First doses

Second doses

#### Data Table

|                                    | 5/22-5/28 | 5/29-6/4 | 6/5-6/11 | 6/12-6/18 |
|------------------------------------|-----------|----------|----------|-----------|
| <input type="radio"/> First doses  | 49        | 95       | 153      | 177       |
| <input type="radio"/> Second doses | 0         | 0        | 0        | 0         |

### JYNNEOS Vaccine Doses Administered, by Age

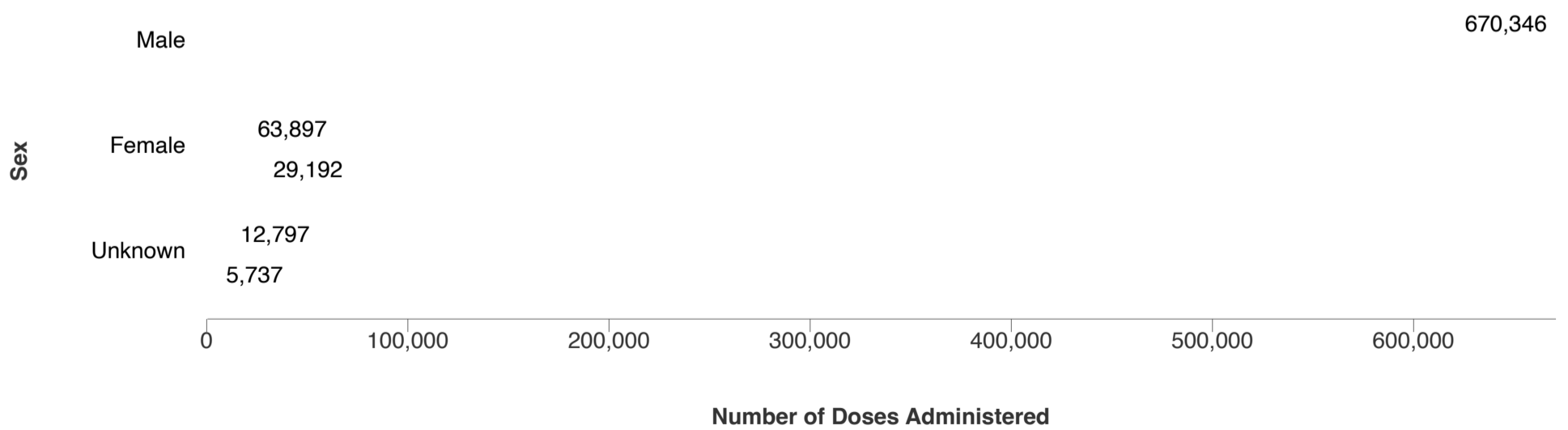


First doses
  Second doses

[Download Data \(CSV\)](#)

| Data Table                         | 0-4 years | 5-11 years | 12-17 years | 18-24 years |
|------------------------------------|-----------|------------|-------------|-------------|
| <input type="radio"/> First doses  | 319       | 421        | 615         | 59,010      |
| <input type="radio"/> Second doses | 68        | 139        | 226         | 27,191      |

JYNNEOS Vaccine Doses Administered, by Sex



First doses
  Second doses

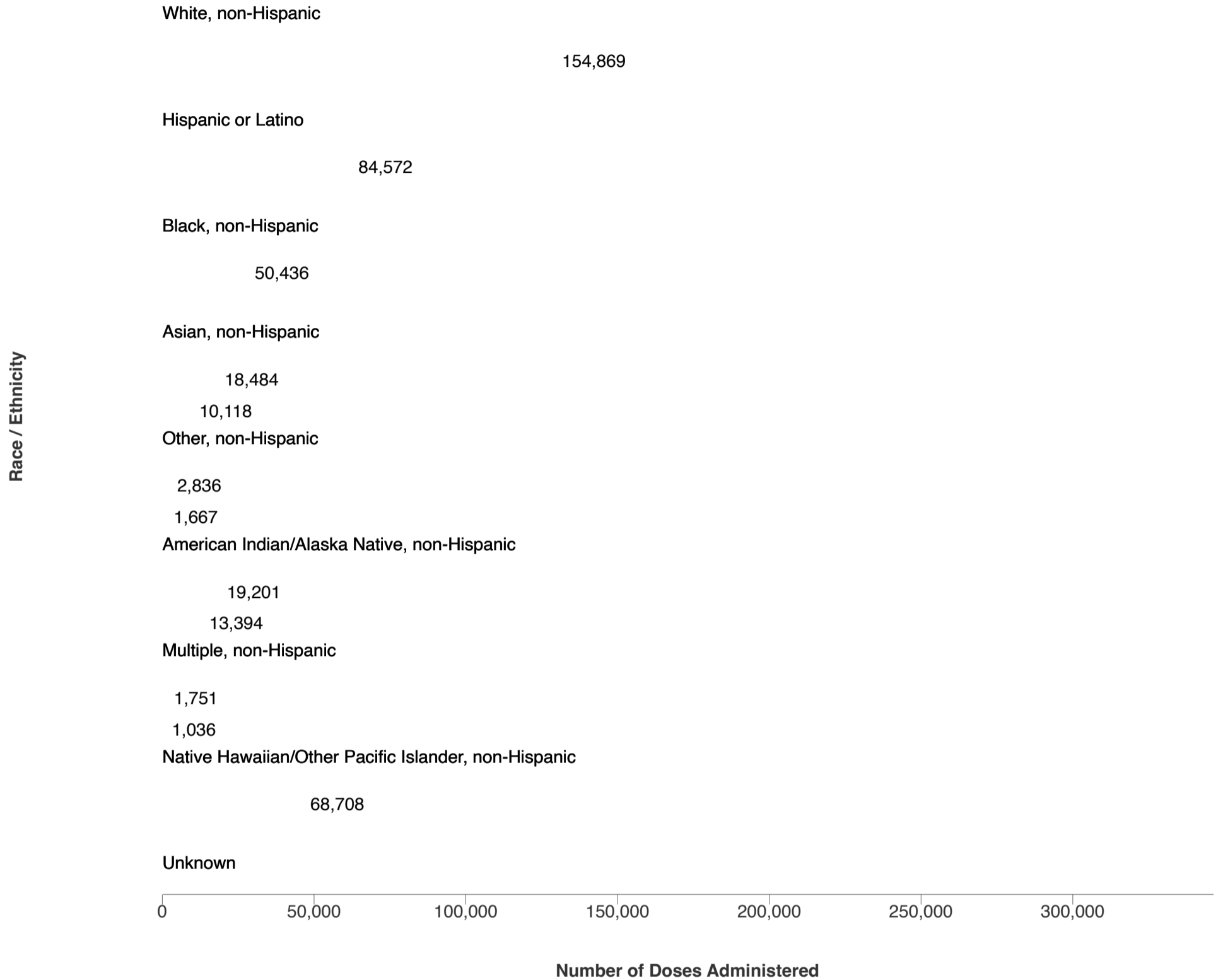
[Download Data \(CSV\)](#)

| Data Table | Male | Female | Unknown |
|------------|------|--------|---------|
|------------|------|--------|---------|

|                                    | Male    | Female | Unknown |
|------------------------------------|---------|--------|---------|
| <input type="radio"/> First doses  | 670,346 | 63,897 | 12,797  |
| <input type="radio"/> Second doses | 430,874 | 29,192 | 5,737   |

JYNNEOS Vaccine Doses Administered, by Race/Ethnicity

346,183



First doses
  Second doses

[Download Data \(CSV\)](#)

| Data Table                         | White, non-Hispanic | Hispanic or Latino | Black, non-Hispanic | Asian, non-Hispanic |
|------------------------------------|---------------------|--------------------|---------------------|---------------------|
| <input type="radio"/> First doses  | 346,183             | 154,869            | 84,572              | 50,436              |
| <input type="radio"/> Second doses | 233,980             | 91,571             | 49,858              | 31,480              |

Footnotes



Reporting:

- Figures shown here include data reported to CDC by 57 jurisdictions (50 states, the District of Columbia, New York City, Philadelphia, Guam, Mariana Islands, Puerto Rico, Virgin Islands). Additional jurisdictions included with zero doses administered: Republic of Palau, American Samoa, Federated States of Micronesia, Marshall Islands.

**Timing:**

- Data will be updated after review and verification, based on data reported to CDC as of every other Tuesday at 4:00 am Eastern Time. Vaccination data on this webpage are updated every two weeks on Wednesdays, generally after 2:00 pm Eastern Time. Updates may be delayed due to delays in reporting (generally due to holidays).

**Sex:**

- Data on current gender identity are not available.
-