



Mpox

Mpox Home



CDC is updating webpages with the term "mpox" to reduce stigma and other issues associated with prior terminology. This change is aligned with the recent [World Health Organization](#) decision.

Demographics of Patients Receiving TPOXX for Treatment of Mpox

Updated January 25, 2023

The data on this page will no longer be updated after 1/25/23.

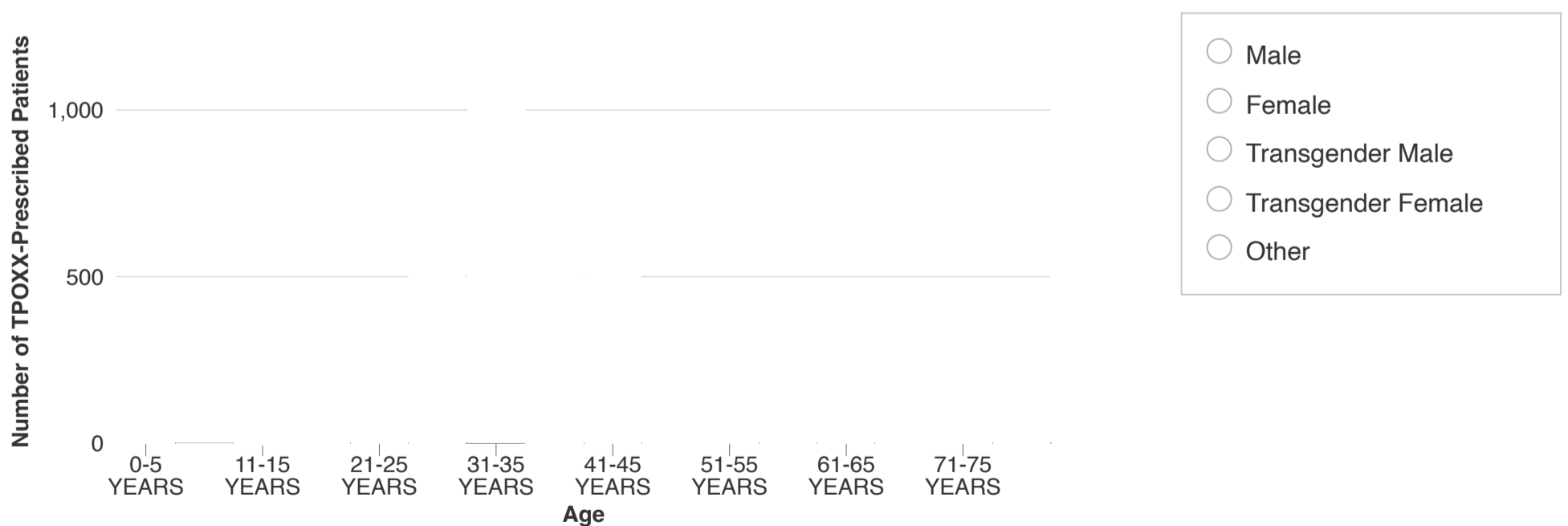
TPOXX (tecovirimat) use for treatment of mpox is authorized under Food and Drug Administration (FDA) regulations, and CDC holds an [expanded access Investigational New Drug \(EA-IND\) protocol](#). The IND forms are required to be submitted to CDC. The demographics of patients prescribed TPOXX treatment are based on the patient intake forms CDC has received and abstracted. However, this number underestimates the number of patients who are receiving TPOXX treatment as healthcare providers can start treatment before submitting IND paperwork to CDC.

Cumulative Number of TPOXX-prescribed Patients Reported to CDC

6,832 patients prescribed or treated with TPOXX

These data may not reflect the overall population of patients who have been prescribed TPOXX since CDC did not receive forms for every patient treated with TPOXX. Some sections of the submitted forms may also be incomplete.

Cumulative Number of TPOXX-prescribed Patients Reported to CDC: Age and Gender



[Download Data \(CSV\)](#)

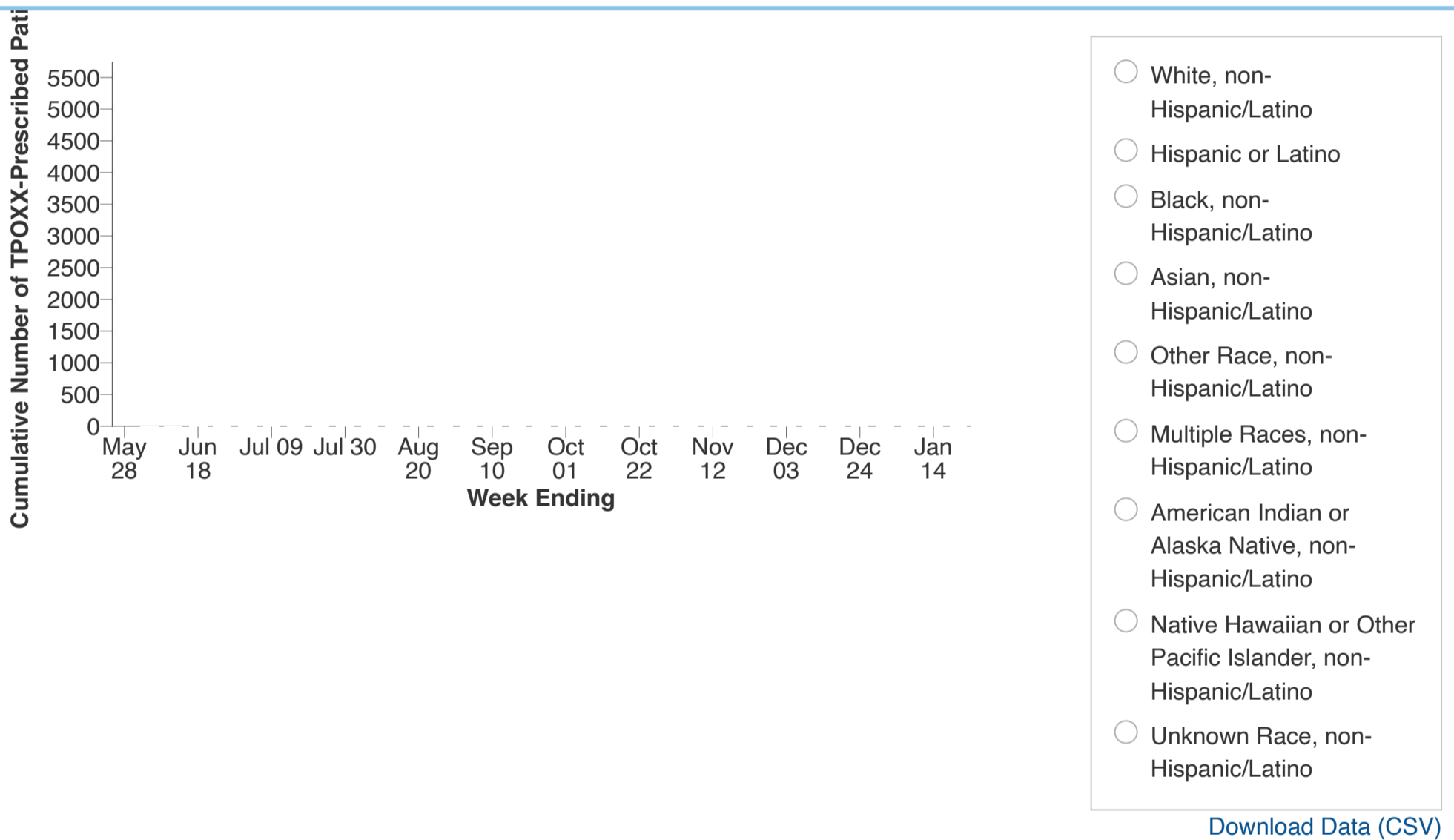
Data Table	0-5 YEARS	6-10 YEARS	11-15 YEARS	16-20 YEARS
<input type="radio"/> Male	6	0	2	76

	0-5 YEARS	6-10 YEARS	11-15 YEARS	16-20 YEARS
<input type="radio"/> Female	7	2	2	9
<input type="radio"/> Transgender Male	0	0	0	1
<input type="radio"/> Transgender Female	0	0	0	4
<input type="radio"/> Other	0	0	0	2

Footnotes

Patient Intake Forms received and abstracted by CDC with valid non-missing data are included in the above figure. An earlier version of the TPOXX IND Patient Intake form (v5.1) only collected "Sex". Among the n=660 patients with valid non-missing values for "Sex" reported to CDC, 654 were "Male" (99.1%) and 6 (0.9%) were "Female". These values are not included in the above figure.

Cumulative Number of TPOXX-prescribed Patients Reported to CDC: Race/Ethnicity by Week



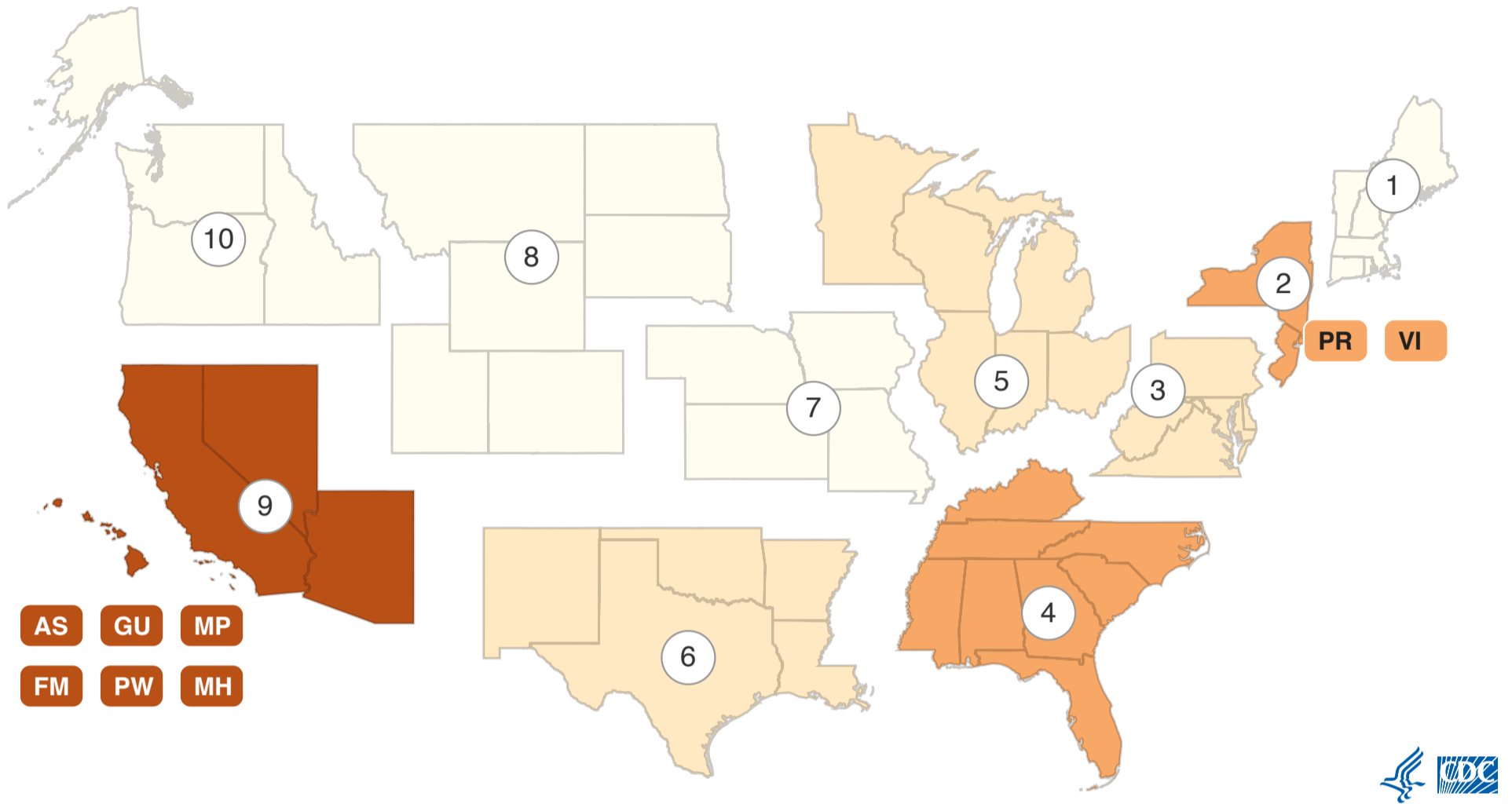
[Download Data \(CSV\)](#)

Data Table	May 28	Jun 04	Jun 11	Jun 18
<input type="radio"/> White, non-Hispani...	1	3	5	13
<input type="radio"/> Hispanic or Latino	0	1	3	9
<input type="radio"/> Black, non-Hispani...	0	0	0	0
<input type="radio"/> Asian, non-Hispani...	0	1	1	1
<input type="radio"/> Other Race, non-Hi...	0	0	0	1
<input type="radio"/> Multiple Races, no...	0	0	0	1
<input type="radio"/> American Indian or ...	0	0	0	0
<input type="radio"/> Native Hawaiian or ...	0	0	0	0
<input type="radio"/> Unknown Race, no...	0	0	1	1



Patient Intake Forms received and abstracted by CDC with valid non-missing data are included in the above figure.

Cumulative Number of TPOXX-prescribed Patients Reported to CDC: HHS Region



Legend

- 0-500
- 501-1000
- 1001-1500
- >1500

[Download Data \(CSV\)](#)

Data Table

Location

- Region 1
- Region 2
- Region 3
- Region 4
- Region 5
- Region 6
- Region 7
- Region 8
- Region 9
- Region 10