


Influenza (Flu)



Influenza (Flu)

[Influenza \(Flu\) Home](#)



Weekly US Map: Influenza Summary Update

Updated December 16, 2022

A Weekly Influenza Surveillance Report Prepared by the Influenza Division

Outpatient Respiratory Illness Activity Map Determined by Data Reported to ILINet

This system monitors visits for respiratory illness that includes fever plus a cough or sore throat, also referred to as ILI, not laboratory confirmed influenza and may capture patient visits due to other respiratory pathogens that cause similar symptoms.

prev Play Pause next

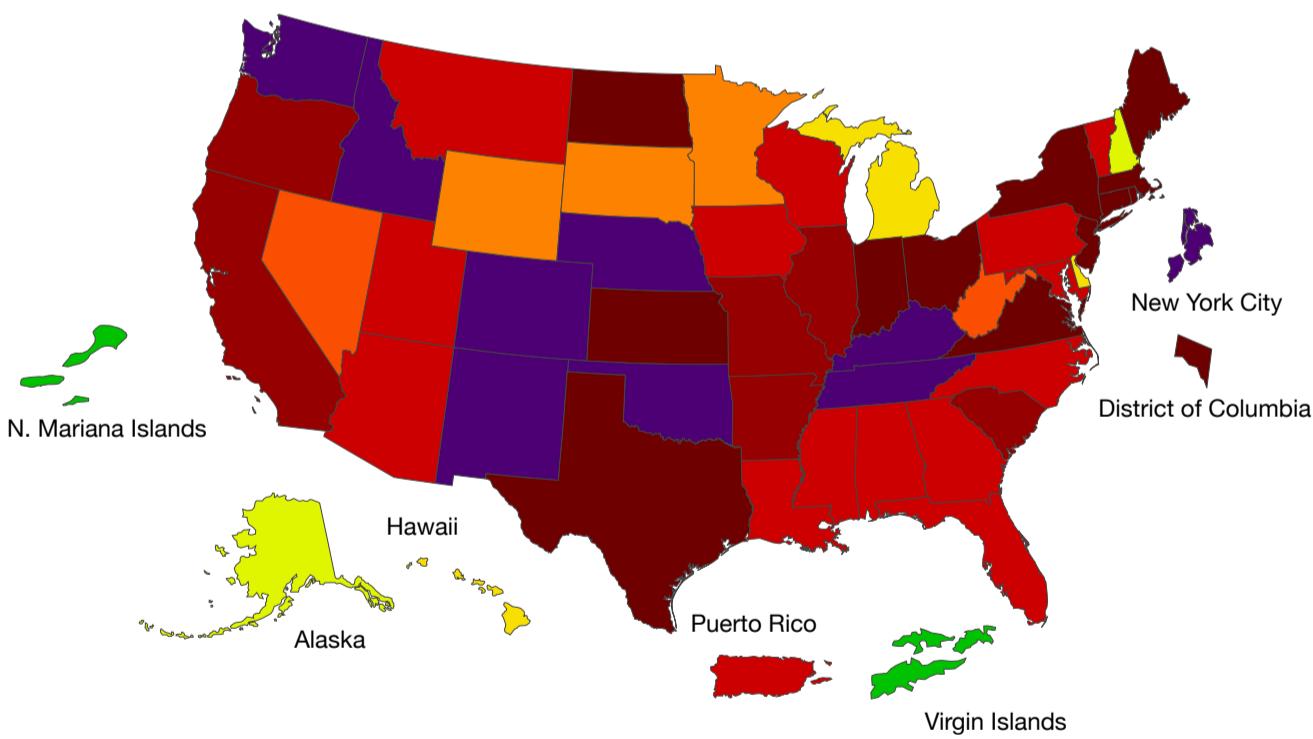
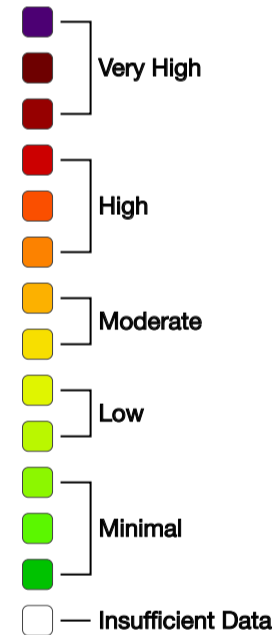
40 41 42 43 44 45 46 47 48 49

weeks

State CBSA

2022-23 Influenza Season Week 49 ending Dec 10, 2022

ILI Activity Level



Season: 2022-23 ▲

[Download Image](#)

[Download Data](#)

<https://www.cdc.gov/flu/weekly/flureport.xml>)View Full Screen (<http://gis.cdc.gov/grasp/fluview/main.html>)

Last Reviewed: December 16, 2022, 11:00 AM