



Monkeypox

Demographics of Patients Receiving TPOXX for Treatment of Monkeypox

Updated September 22, 2022

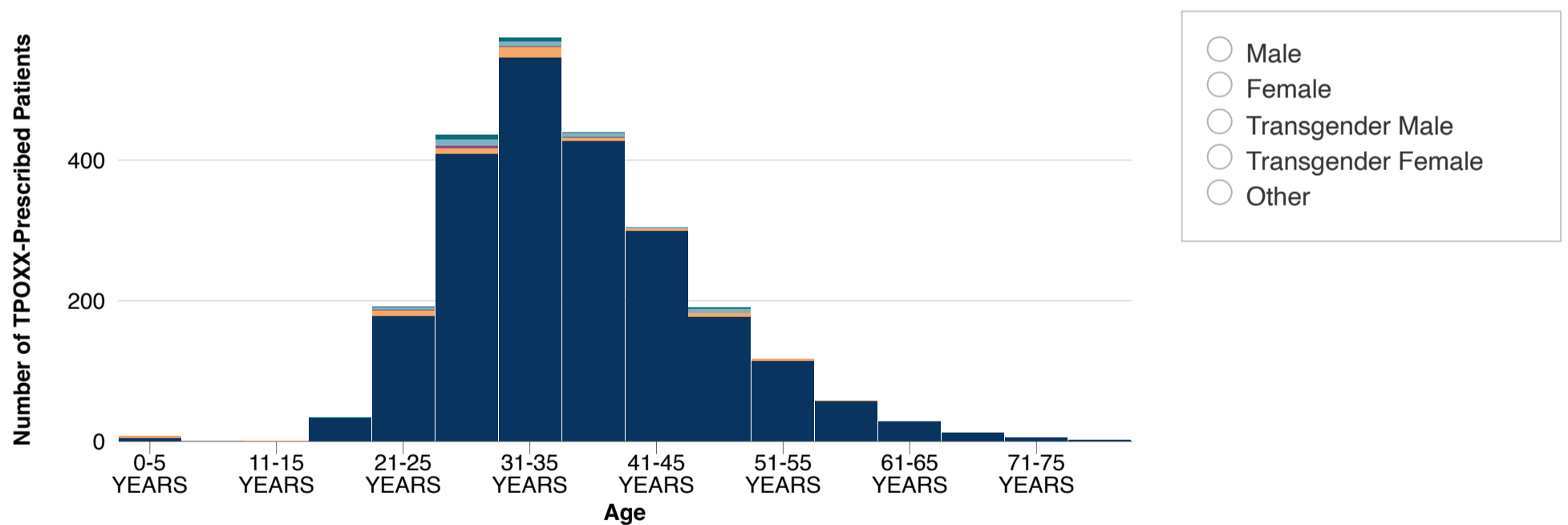
TPOXX (tecovirimat) use for treatment of monkeypox is authorized under Food and Drug Administration (FDA) regulations, and CDC holds an [expanded access Investigational New Drug \(EA-IND\) protocol](#). The IND forms are required to be submitted to CDC. The demographics of patients prescribed TPOXX treatment are based on the patient intake forms CDC has received and abstracted. However, this number underestimates the number of patients who are receiving TPOXX treatment as healthcare providers can start treatment before submitting IND paperwork to CDC.

Cumulative Number of TPOXX-prescribed Patients Reported to CDC

3,233 patients prescribed or treated with TPOXX

Cumulative information on TPOXX-prescribed patients are updated every Wednesday. These data may not reflect the overall population of patients who have been prescribed TPOXX since CDC has not received forms for every patient treated with TPOXX. There may be a time lag in forms being submitted and CDC abstracting them, so forms for patients treated recently may be more likely to be missing. Some sections of the submitted forms may also be incomplete.

Cumulative Number of TPOXX-prescribed Patients Reported to CDC: Age and Gender



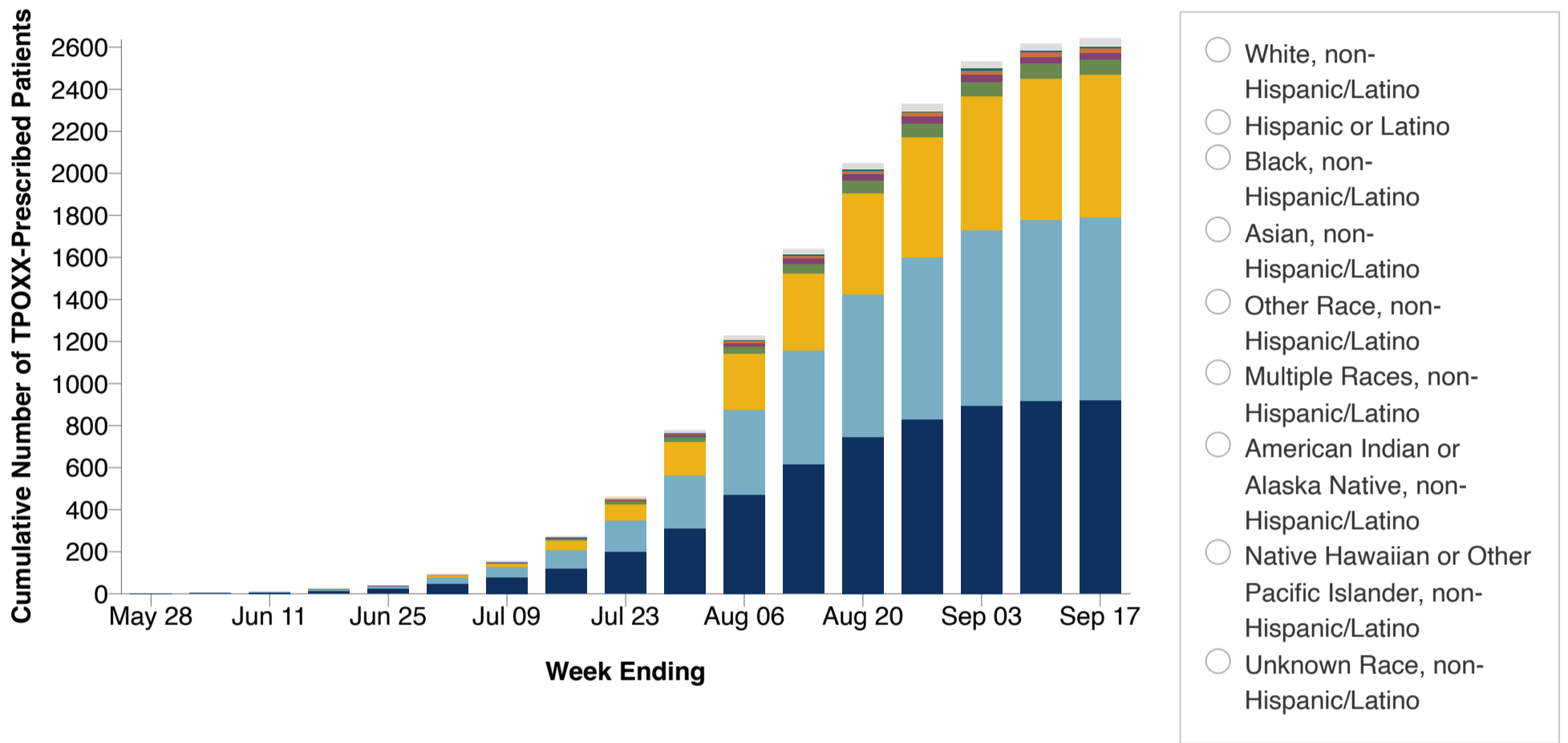
Data Table				
	0-5 YEARS	6-10 YEARS	11-15 YEARS	16-20 YEARS
○ Male	4	0	0	32
○ Female	4	0	1	0
○ Transgender Male	0	0	0	0
○ Transgender Female	0	0	0	1
○ Other	0	0	0	1

Footnotes



Patient Intake Forms received and abstracted by CDC with valid non-missing data are included in the above figure. An earlier version of the TPOXX IND Patient Intake form (v5.1) only collected "Sex". Among the n=543 patients with valid non-missing values for "Sex" reported to CDC, 540 were "Male" (99.4%) and 3 (0.6%) were "Female". These values are not included in the above figure.

Cumulative Number of TPOXX-prescribed Patients Reported to CDC: Race/Ethnicity by Week

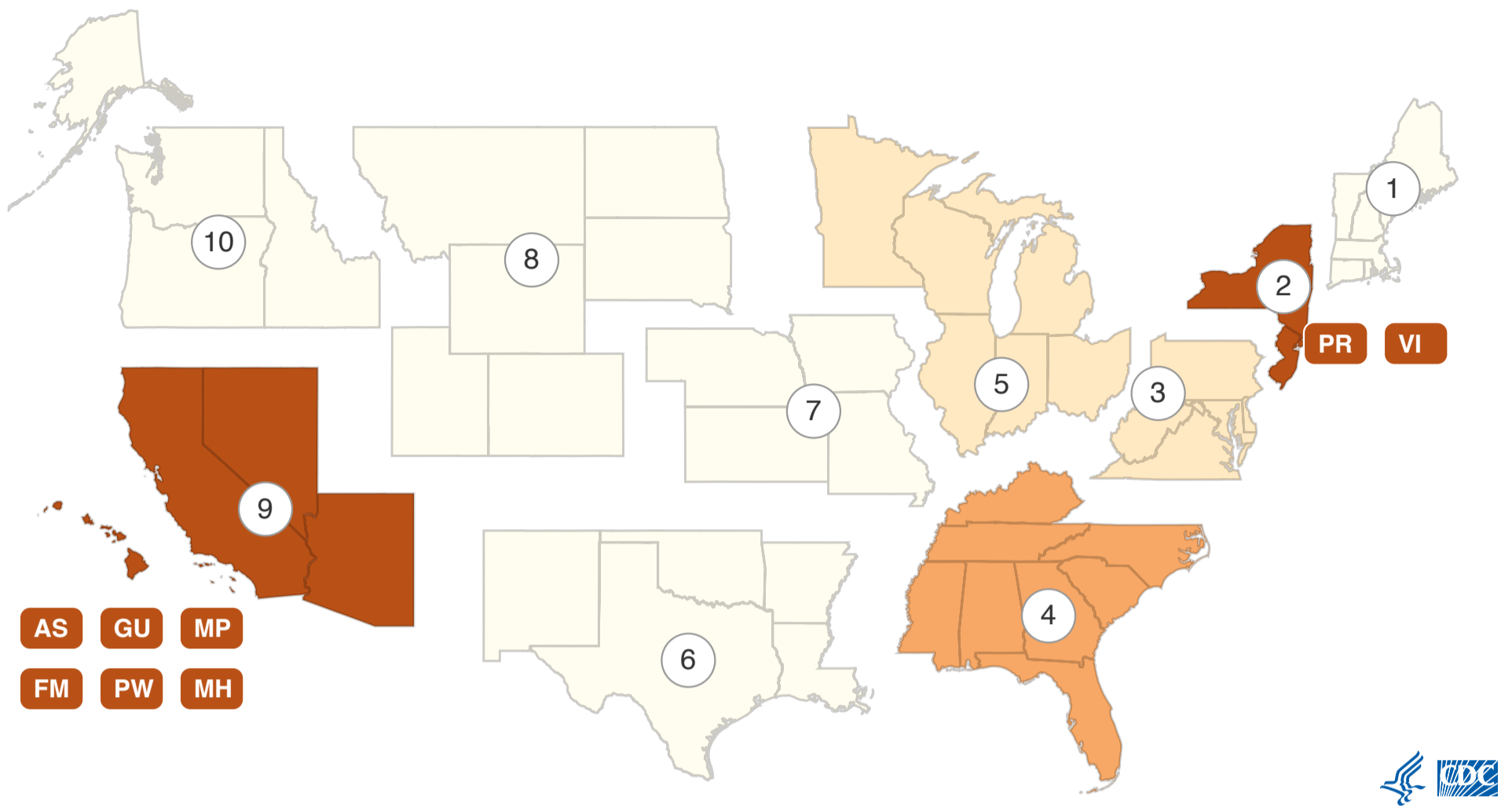


Data Table				
	May 28	Jun 04	Jun 11	Jun 18
○ White, non-Hispani...	1	3	5	11
○ Hispanic or Latino	0	1	3	9
○ Black, non-Hispani...	0	0	0	0
○ Asian, non-Hispani...	0	1	1	1
○ Other Race, non-Hi...	0	0	0	1
○ Multiple Races, no...	0	0	0	1
○ American Indian or ...	0	0	0	0
○ Native Hawaiian or ...	0	0	0	0
○ Unknown Race, no...	0	0	1	1

Footnotes



Patient Intake Forms received and abstracted by CDC with valid non-missing data are included in the above figure.



Legend

- 1 to 200
- 201 to 400
- 401 to 600
- 601 or more

Data Table

Location	Number of TPOXX-P...
<input type="radio"/> Region 1	115
<input type="radio"/> Region 2	700
<input type="radio"/> Region 3	376
<input type="radio"/> Region 4	560
<input type="radio"/> Region 5	291
<input type="radio"/> Region 6	182
<input type="radio"/> Region 7	20
<input type="radio"/> Region 8	60
<input type="radio"/> Region 9	851
<input type="radio"/> Region 10	78

[Download Data \(CSV\)](#)