

National Center for Health Statistics

COVID-19 Data from NCHS

COVID-19 Death Data and Resources

COVID-19 Mortality Overview

Daily Updates of Totals by Week and State

Weekly Updates by Select Demographic and Geographic Characteristics

Health Disparities

Excess Deaths Associated with COVID-19

Index of Available Data Files

Technical Notes

Coronavirus Disease 2019 (COVID-19) FAQs

Reporting and Coding Deaths Due to COVID-19

COVID-19 Birth Data and Resources

Health Care Access, Telemedicine, and Mental Health

Health Care Access, Telemedicine, and Loss of Work Due to Illness

COVID-19 Data from Selected Hospitals

Long-term Care and COVID-19

Physician Experiences Related to COVID-19

Articles on NCHS Response to COVID-19

E-mail Updates

Related Sites

[CDC Coronavirus \(COVID-19\)](#)

[National Vital Statistics System](#)

COVID-19 Mortality Overview

Provisional Death Counts for Coronavirus Disease 2019 (COVID-19)

Contents

COVID-19 Mortality Overview

Daily Updates of Totals by Week and State

Weekly Updates by Select Demographic and Geographic Characteristics

Health Disparities

Excess Deaths Associated with COVID-19

Index of Available Data Files

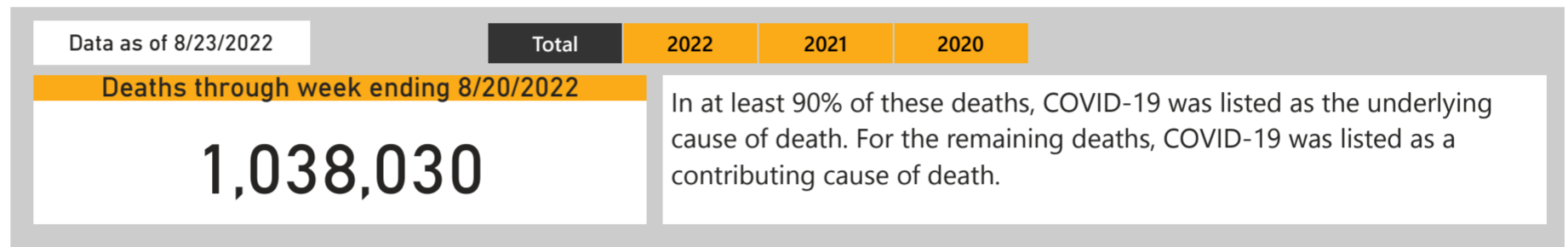
Technical Notes

In response to the COVID-19 pandemic, NCHS is releasing provisional death data from the National Vital Statistics System (NVSS) on a [daily](#) and [weekly](#) basis. These data come directly from death certificates filed at the state and local level, and feature counts of COVID-19-related deaths by age, gender, race and Hispanic origin, place of death, and include information on other health conditions and comorbidities involved in these deaths. Estimates on excess deaths – the number of deaths exceeding the normal average total of deaths in recent years – are also included. The statistical summary below is updated weekly (usually on Wednesday), and includes links to corresponding data tables on the NCHS COVID-19 data page.

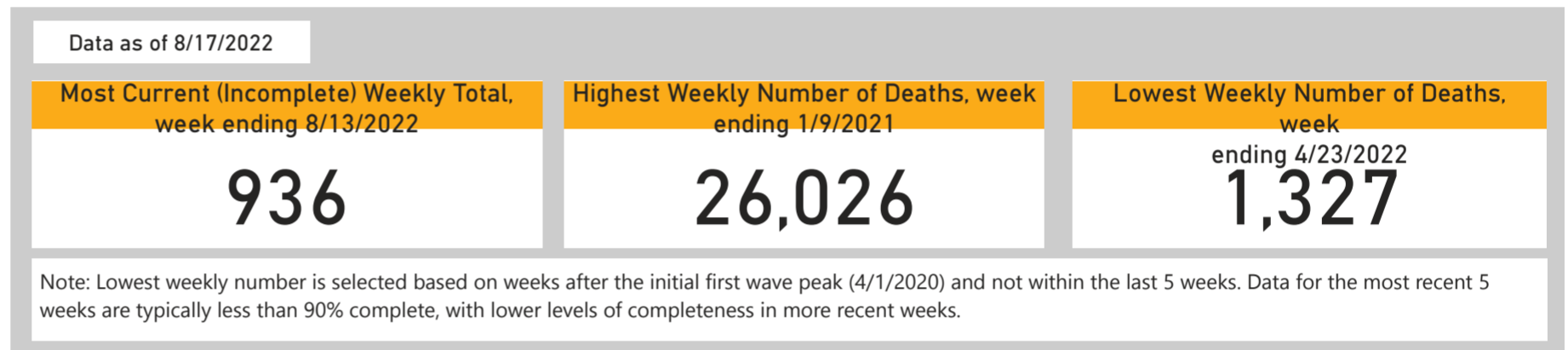
Weekly Summary on COVID-19 Deaths

NOTE: Due to delayed reporting of death certificates, this count is incomplete and less than counts from other sources besides NCHS. The result is a lag in the count totals of a few weeks, and as more data are received, these totals will likely equal or exceed counts reported by other sources through the same week.

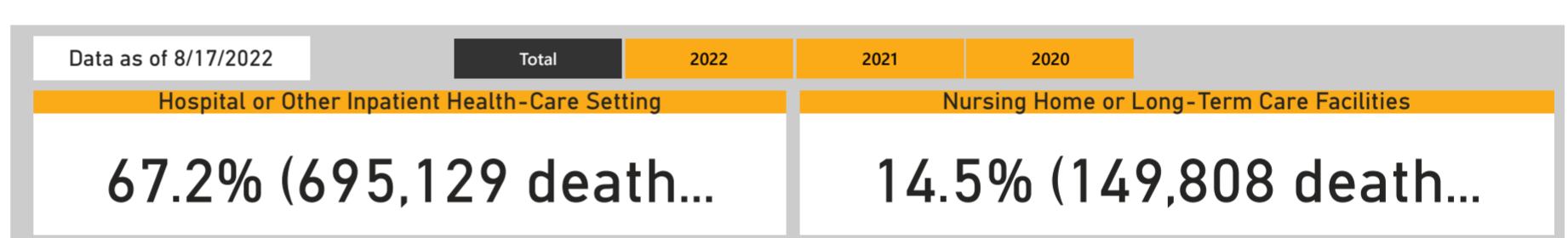
Deaths Attributed to COVID-19 on Death Certificates



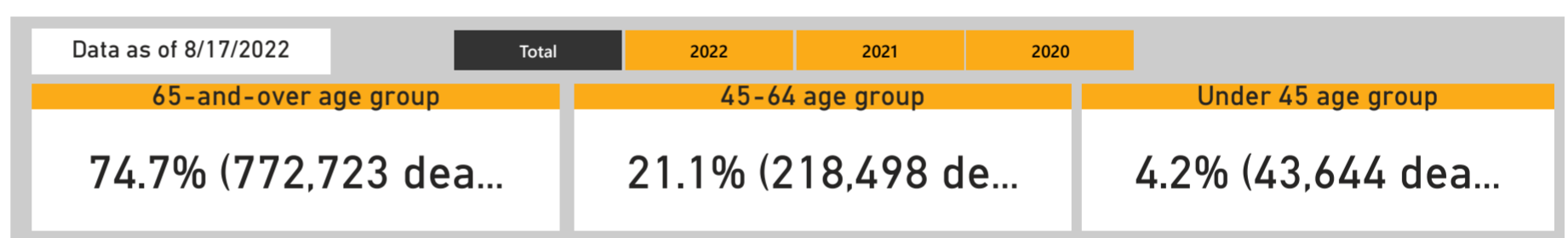
Weekly Highs and Lows of COVID-19 Deaths



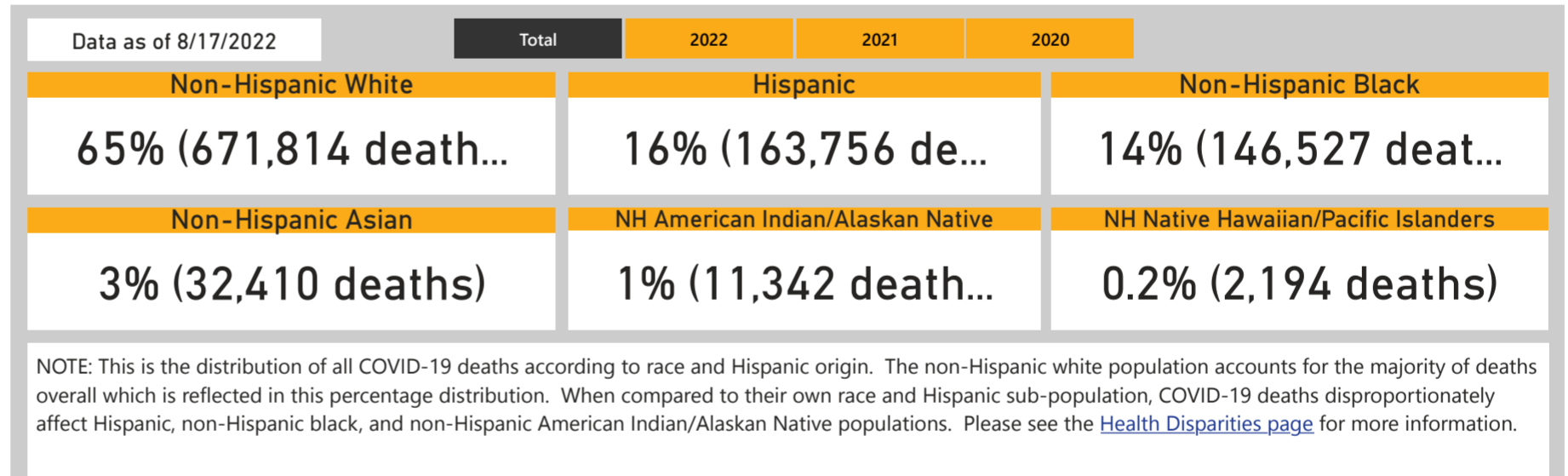
Place of Death



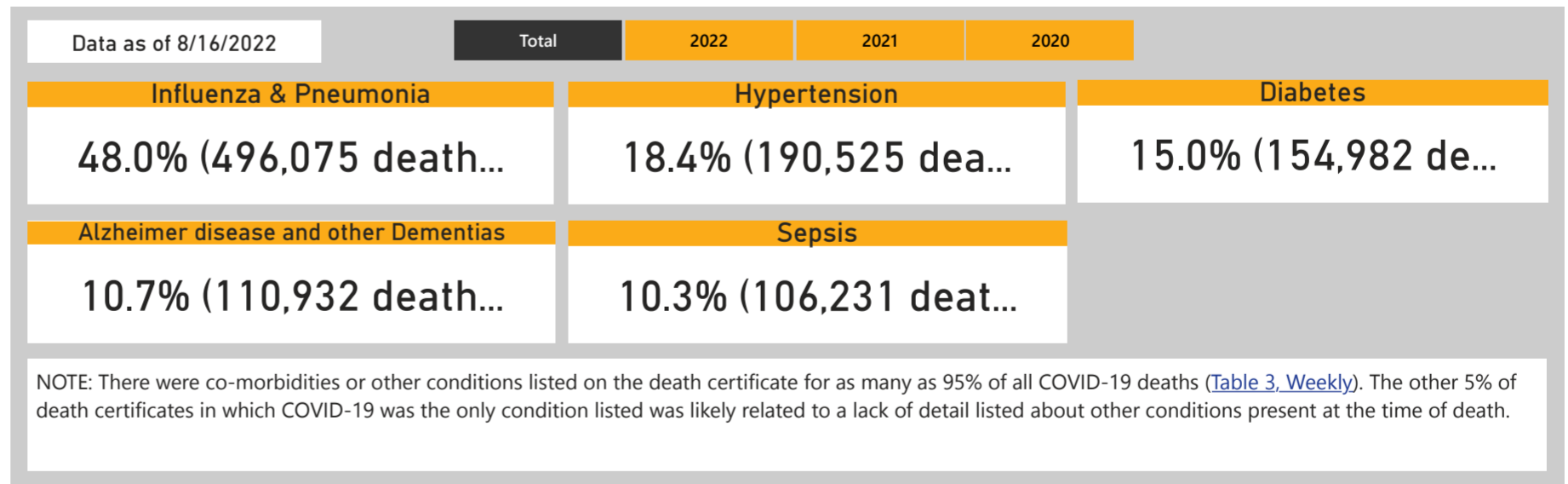
Death by Age Group



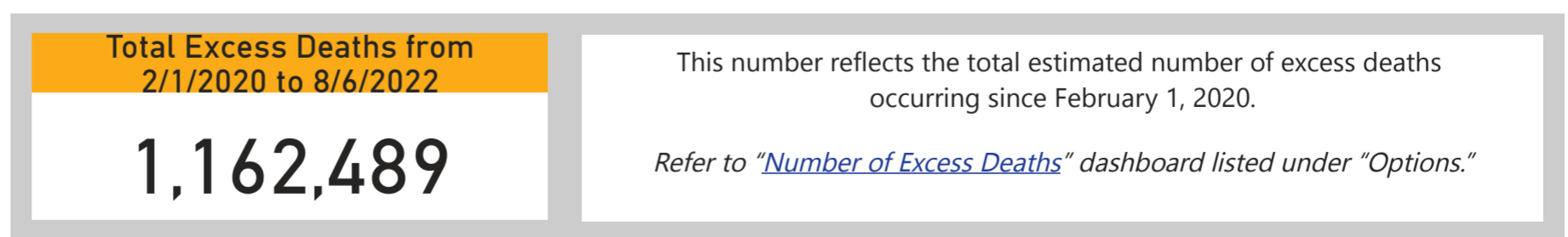
Percentage of COVID-19 Deaths by Race & Hispanic Origin



Most Frequently Listed Comorbidities with COVID-19 Deaths



Total Excess Deaths



HAVE QUESTIONS?

- Visit CDC-INFO
- Call 800-232-4636
- Email CDC-INFO
- Open 24/7

CDC INFORMATION

- About CDC
- Jobs
- Funding
- Policies
- File Viewers & Players
- Other Languages

Privacy

- FOIA
- No Fear Act
- OIG
- Nondiscrimination
- Accessibility
- Vulnerability Disclosure Policy | Español

CONNECT WITH CDC

- Facebook
- Twitter
- Instagram
- LinkedIn
- YouTube
- Podcast
- RSS
- Email