

COVID Data Tracker

Maps, charts, and data provided by CDC, updates Mon-Fri by 8 pm ET

COVID-19 Home >

CDC recommends use of [COVID-19 Community Levels](#) to determine the impact of COVID-19 on communities and to take [action](#). CDC also provides [Transmission Levels](#) (also known as Community Transmission Levels) to describe the amount of COVID-19 spread within each county. Healthcare facilities use Transmission Levels to determine [infection control](#) interventions.

United States At a Glance

Cases Total: 93,006,719 (Case Trends)

Deaths Total: 1,033,332 (Death Trends)

Current Hosp.: 34,386 (Admission Trends)

34.5% of People 5+ with First Booster

[CLICK TO VIEW OTHER PAGES:](#) Case & Death Demographic Trends

Demographic Trends of COVID-19 cases and deaths in the US reported to CDC

Maps, charts, and data provided by CDC, updates Mon-Fri by 8 pm ET[†]

CDC is working with states to provide more information on race/ethnicity for reported cases. The percent of reported cases that include race/ethnicity data is increasing.

These data only represent the geographic areas that contributed data on race/ethnicity. Every geographic area has a different racial and ethnic composition. These data are not generalizable to the entire U.S. population.

If cases were distributed equally across racial and ethnic populations, one would expect to see more cases in those populations that are more highly represented in geographic areas that contributed data.

Percentages displayed in the charts below represent the percent of cases or deaths for which the demographic variable of interest is known.

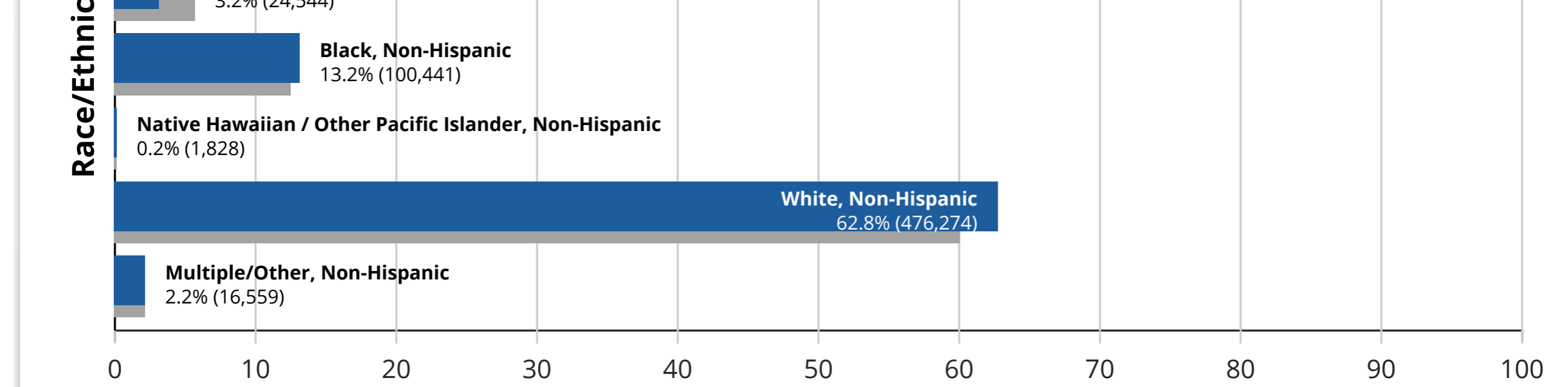
CDC | Data as of: Wednesday, August 17, 2022 1:13 PM ET. Posted: Wednesday, August 17, 2022 2:46 PM ET

[View Footnotes and Additional Information](#)

Cases by Race/Ethnicity:

Data from 85,258,219 cases. Race/Ethnicity was available for 55,816,874 (65%) cases.

All Age Groups



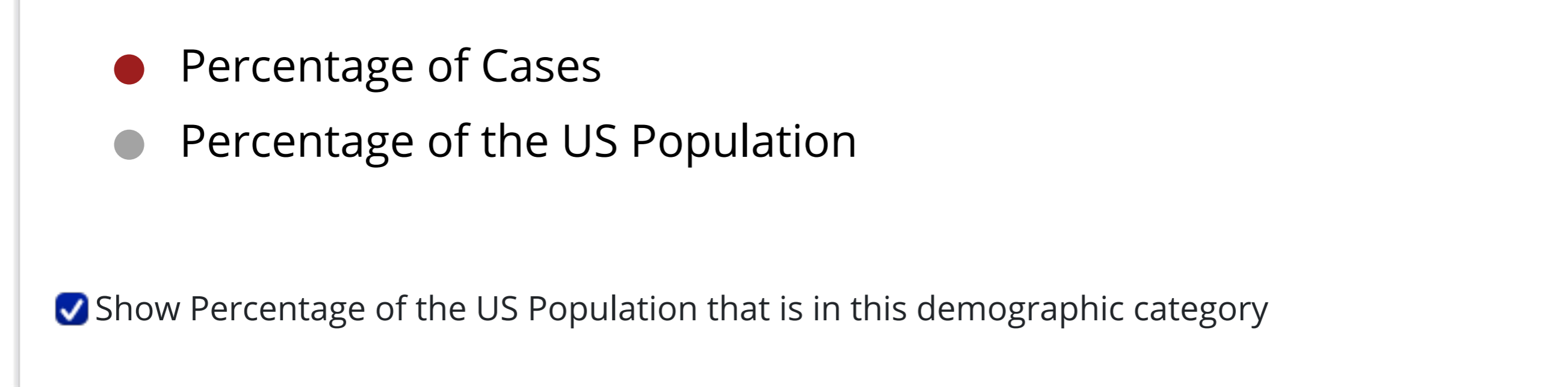
- Percentage of Cases, All Age Groups
- Percentage of the US Population, All Age Groups

Show Percentage of the US Population that is in this demographic category

Deaths by Race/Ethnicity:

Data from 890,874 deaths. Race/Ethnicity was available for 758,583 (85%) deaths.

All Age Groups

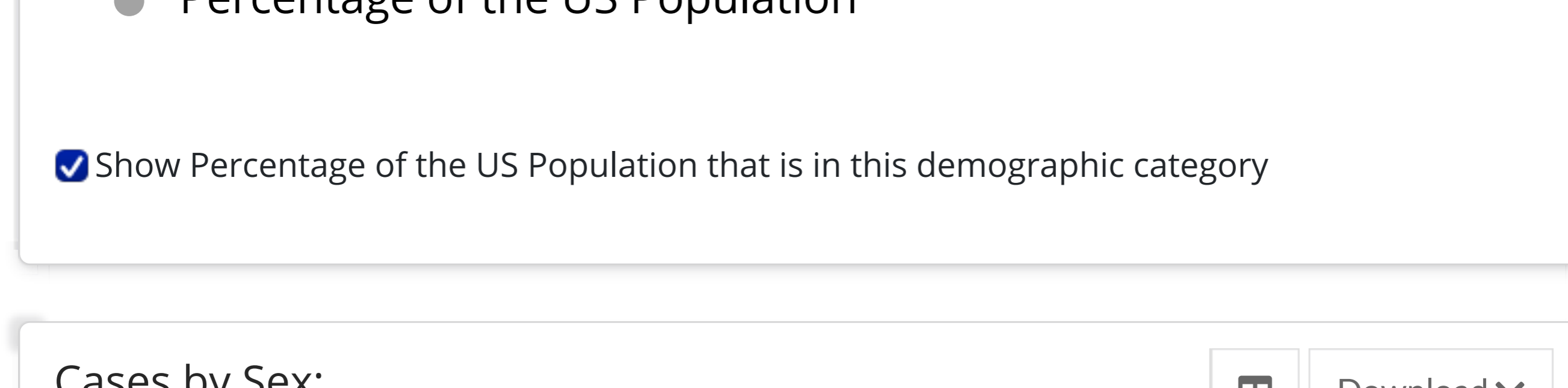


- Percentage of Deaths, All Age Groups
- Percentage of the US Population, All Age Groups

Show Percentage of the US Population that is in this demographic category

Cases by Age Group:

Data from 85,258,219 cases. Age group was available for 84,472,717 (99%) cases.

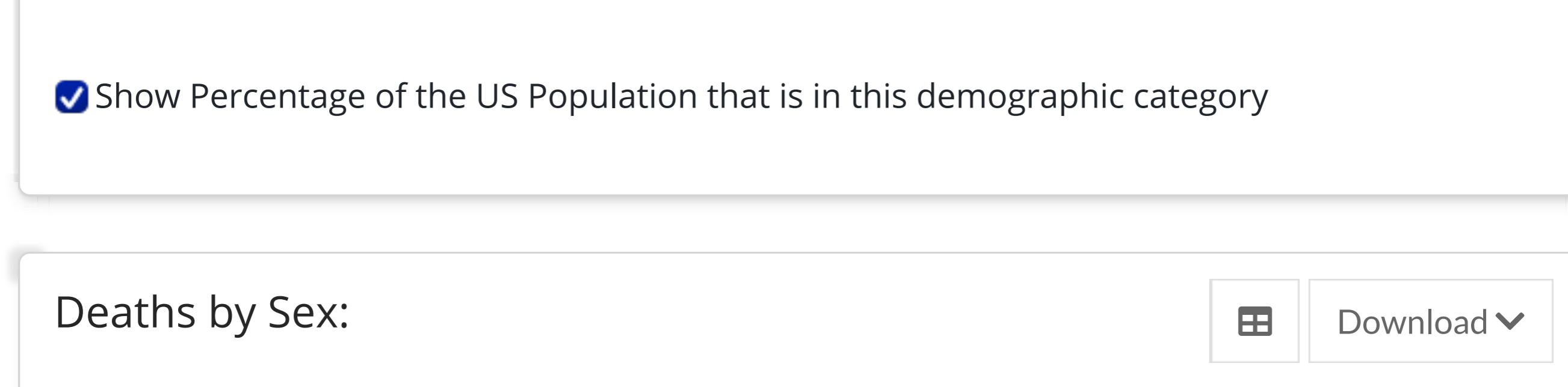


- Percentage of Cases
- Percentage of the US Population

Show Percentage of the US Population that is in this demographic category

Deaths by Age Group:

Data from 890,874 deaths. Age group was available for 890,037 (99%) deaths.



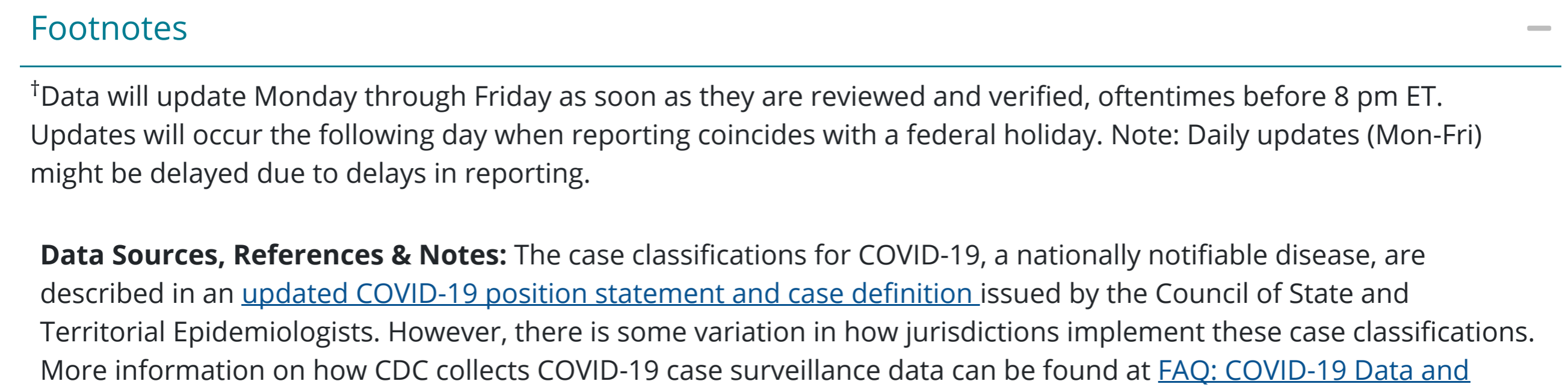
- Percentage of Deaths
- Percentage of the US Population

Show Percentage of the US Population that is in this demographic category

Cases by Sex:

Data from 85,258,219 cases. Sex was available for 83,547,575 (97%) cases.

All Age Groups



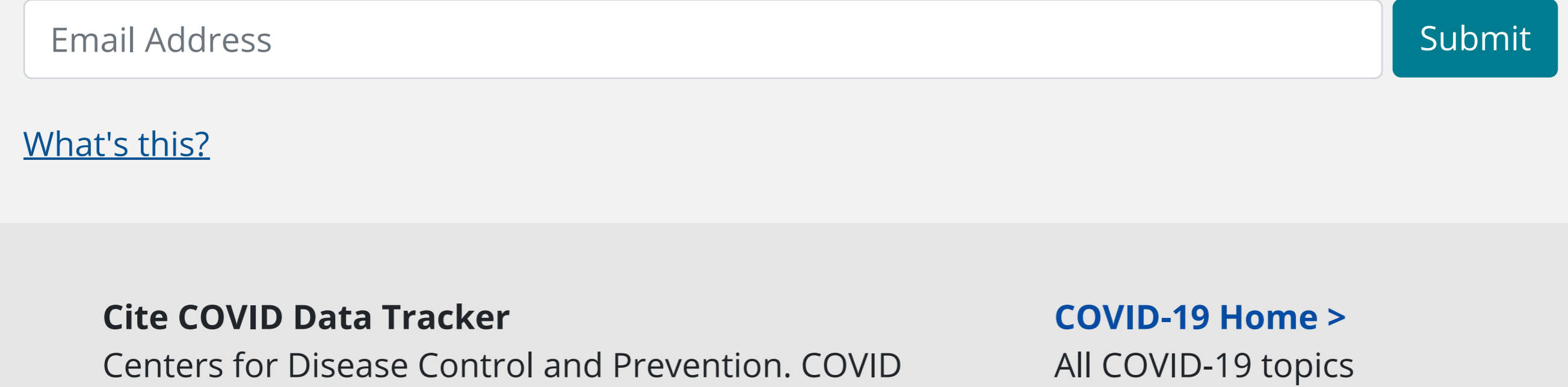
- Percentage of Cases, All Age Groups
- Percentage of the US Population, All Age Groups

Show Percentage of the US Population that is in this demographic category

Deaths by Sex:

Data from 890,874 deaths. Sex was available for 884,849 (99%) deaths.

All Age Groups



- Percentage of Deaths, All Age Groups
- Percentage of the US Population, All Age Groups

Show Percentage of the US Population that is in this demographic category

Footnotes and Additional Information

Expand each accordion to view footnotes

Footnotes

[†]Data will update Monday through Friday as soon as they are reviewed and verified, oftentimes before 8 pm ET. Updates will occur the following day when reporting coincides with a federal holiday. Note: Daily updates (Mon-Fri) might be delayed due to delays in reporting.

Data Sources, References & Notes: The case classifications for COVID-19, a nationally notifiable disease, are described in an [updated COVID-19 position statement and case definition](#) issued by the Council of State and Territorial Epidemiologists. However, there is some variation in how jurisdictions implement these case classifications. More information on how CDC collects COVID-19 case surveillance data can be found at [FAQ: COVID-19 Data and Surveillance](#). Demographic data for COVID-19 cases and deaths is based on a subset of individuals where case-level data are reported by state and territorial jurisdictions to the Centers for Disease Control and Prevention (CDC) since January 21, 2020. Demographic data have varying degrees of missing data and are not generalizable to the entire population of individuals with COVID-19. All displayed counts include confirmed COVID-19 cases and deaths as reported by U.S. states, U.S. territories, New York City (NYC), and the District of Columbia from the previous day. Counts for certain jurisdictions also include probable COVID-19 cases and deaths. The process used for finding and confirming COVID-19 cases displayed by other sites may differ. Counts from surveillance data are provisional and subject to change.

On July 22, 2021, COVID Data Tracker released an update to display cases by age group using new age groupings. On August 12, 2021, data on deaths were adjusted after the identification of a data discrepancy. This resulted in updated counts across several age groups.

March 14, 2022: An adjustment was made to COVID Data Tracker's mortality data involving the removal of 72,277 deaths previously reported across 26 states. An error in CDC's algorithm led to misclassifying deaths that were not COVID-19 related. The algorithm has since been corrected.

Do you need to take extra precautions to reduce your risk of contracting COVID-19?
Find more [information and resources](#) for those at increased risk for COVID-19

[View and Download COVID-19 Case Surveillance Public Use Data with Geography](#)

COVID Data Tracker Weekly Review

Sign up to receive the COVID Data Tracker Weekly Review.

Email Address:

[What's this?](#)

Cite COVID Data Tracker
Centers for Disease Control and Prevention. COVID Data Tracker. Atlanta, GA: US Department of Health and Human Services, CDC; 2022, August 18. <https://covid.cdc.gov/covid-data-tracker>

COVID-19 Home >
All COVID-19 topics including prevention, travel, work, and school

HAVE QUESTIONS?
Visit CDC-INFO
Call 800-232-4636
Email CDC-INFO
Open 24/7

CDC INFORMATION
About CDC
Jobs
Funding
Policies
File Viewers & Players

Privacy
FOIA
No Fear Act
OIG
Nondiscrimination
Accessibility
Vulnerability Disclosure
Policy

CONNECT WITH CDC
Facebook, Twitter, Instagram, LinkedIn, YouTube, RSS, CDC logo, Email icon