


COVID Data Tracker

Maps, charts, and data provided by CDC, updates Mon-Fri by 8 pm ET

[COVID-19 Home](#)



CDC recommends use of [COVID-19 Community Levels](#) to determine the impact of COVID-19 on communities and to take [action](#). CDC also provides [Transmission Levels](#) (also known as Community Transmission) to describe the amount of COVID-19 spread within each county. Healthcare facilities use Transmission Levels to determine [infection control](#) interventions.

[United States At a Glance](#)
Cases Total
92,725,512
Case Trends
Deaths Total
1,032,215
Death Trends
Current Hosp.
15,347
Admission Trends
34.5% of People 5+ with First Booster

[CLICK TO VIEW OTHER PAGES:](#)
Cases, Deaths, & Testing

[< Back to Cases, Deaths, & Testing](#)

United States COVID-19 Cases, Deaths, and Laboratory Testing (NAATs) by State, Territory, and Jurisdiction

Maps, charts, and data provided by CDC, updates Mon-Fri by 8 pm ET[†]

[View Footnotes and Download Data](#)

TOTAL TESTS REPORTED
945,531,430

TOTAL POSITIVE TESTS
89,285,909

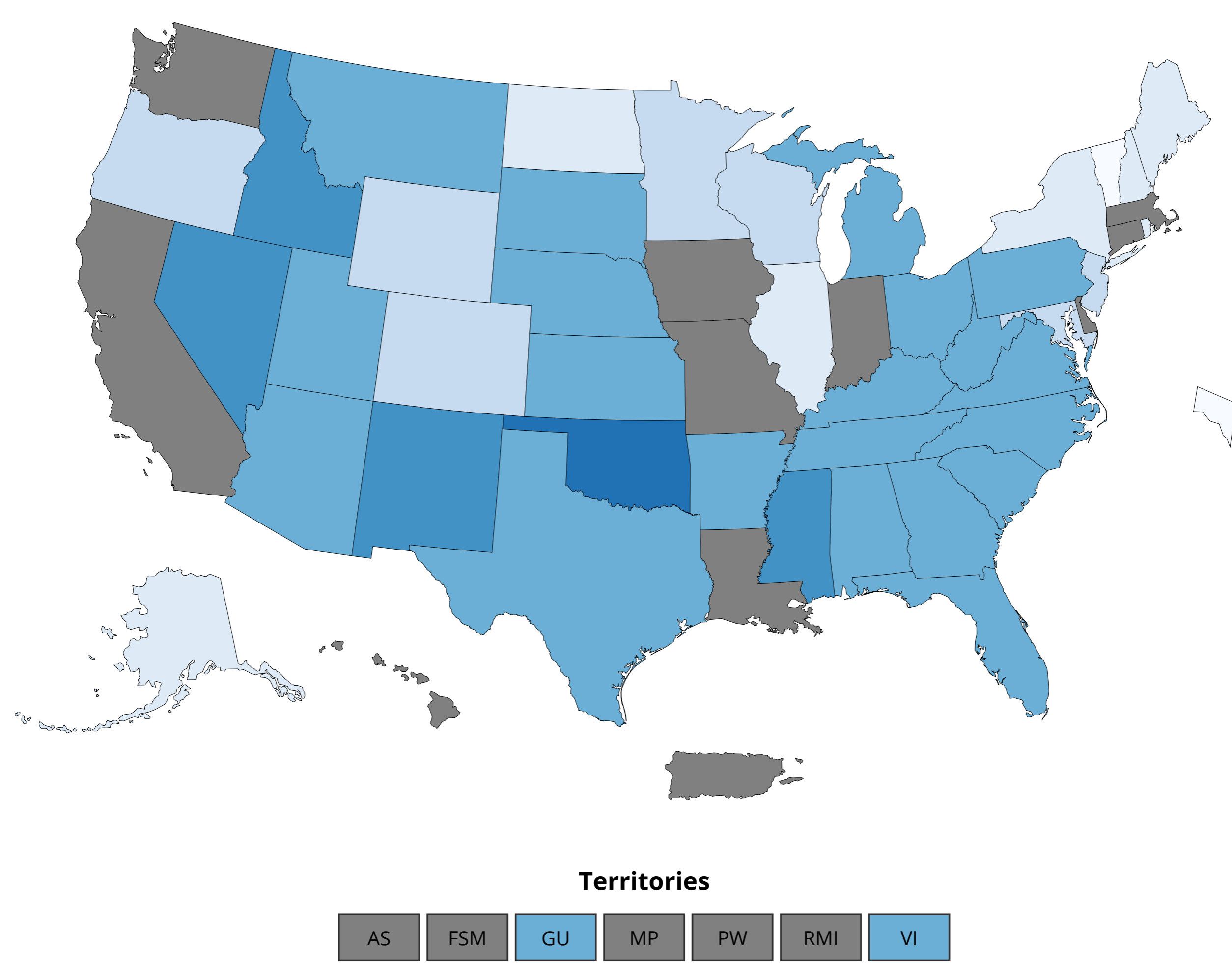
7-DAY % POSITIVITY
16.49%

National totals as of: Aug 12 2022. National positivity CDC | Data as of: Monday, August 15, 2022 1:11 PM ET. Posted: Monday, August 15, 2022 2:18 PM ET

- View:**
- Cases
 - Deaths
 - Tests Performed
 - Percent Positive
- Time period:**
- Last 7 Days
 - Last 30 Days
 - All Time

This shows the percentage of tests that were positive since the pandemic started.

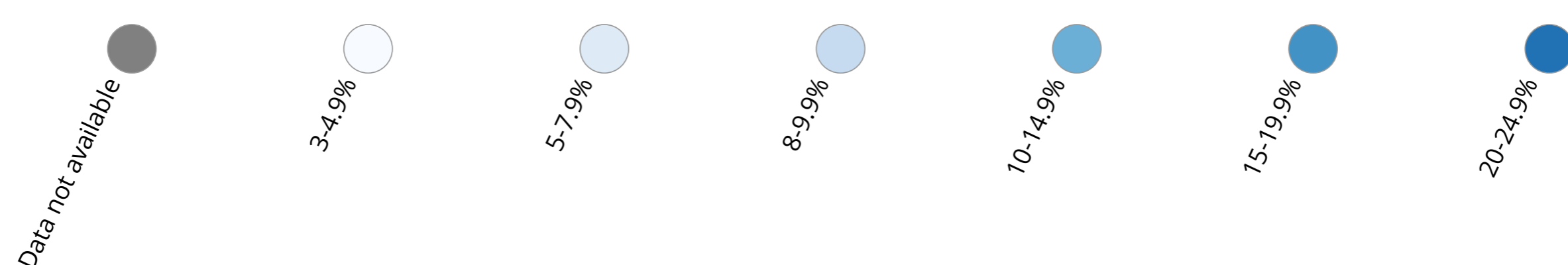
COVID-19 Nucleic Acid Amplification Tests (NAATs) Cumulative Percent Positivity by State/Territory



Territories

- AS
- FSM
- GU
- MP
- PW
- RMI
- VI

Cumulative Percent Positivity



[View Historic Case and Death Data](#)

[Download Image](#)

Data Downloads and Footnotes

Expand each accordion to view data table and download data

Data Table for COVID-19 Nucleic Acid Amplification Tests (NAATs) Cumulative Percent Positivity by State/Territory +

Footnotes +

Wondering what all the data mean?

CDC's new [COVID Data Tracker Weekly Review](#) helps you stay up-to-date on the pandemic with weekly visualizations, analysis, and interpretations of key data and trends.

How does COVID-19 Spread?

Learn [more](#)

Information on US COVID-19 Cases Caused by Variants

Learn more [here](#)

Do you need information on testing?

Find it [here](#)

[View and Download COVID-19 Case Surveillance Public Use Data with Geography](#)

COVID Data Tracker Weekly Review

Sign up to receive the COVID Data Tracker Weekly Review.

Email Address:

Submit

[What's this?](#)

Cite COVID Data Tracker

Centers for Disease Control and Prevention. COVID Data Tracker. Atlanta, GA: US Department of Health and Human Services, CDC; 2022, August 16. <https://covid.cdc.gov/covid-data-tracker>

COVID-19 Home >

All COVID-19 topics including prevention, travel, work, and school

HAVE QUESTIONS?

- Visit CDC-INFO
- Call 800-232-4636
- Email CDC-INFO
- Open 24/7

CDC INFORMATION

- About CDC
- Jobs
- Funding
- Policies
- File Viewers & Players

Privacy

- FOIA
- No Fear Act
- OIG
- Nondiscrimination
- Accessibility
- Vulnerability Disclosure Policy

CONNECT WITH CDC

-
-
-
-
-
-
-

