

COVID Data Tracker

Maps, charts, and data provided by CDC, updates Mon-Fri by 8 pm ET

[COVID-19 Home](#)

CDC recommends use of [COVID-19 Community Levels](#) to determine the impact of COVID-19 on communities and to take [action](#). CDC also provides [Transmission Levels](#) (also known as Community Transmission) to describe the amount of COVID-19 spread within each county. Healthcare facilities use Transmission Levels to determine [infection control](#) interventions.

United States At a Glance

Cases Total: **92,725,512** Case Trends

Deaths Total: **1,032,215** Death Trends

Current Hosp. Admissions: **15,347** Admission Trends

34.5% of People 5+ with First Booster

[CLICK TO VIEW OTHER PAGES:](#) [Vaccination Distribution & Coverage](#)

Demographic Characteristics of People Receiving COVID-19 Vaccinations in the United States

Maps, charts, and data provided by CDC, updates weekly on Thursday by 8pm ET

[The percent of the population coverage metrics are capped at 95%. Learn how CDC estimates vaccination coverage.](#)

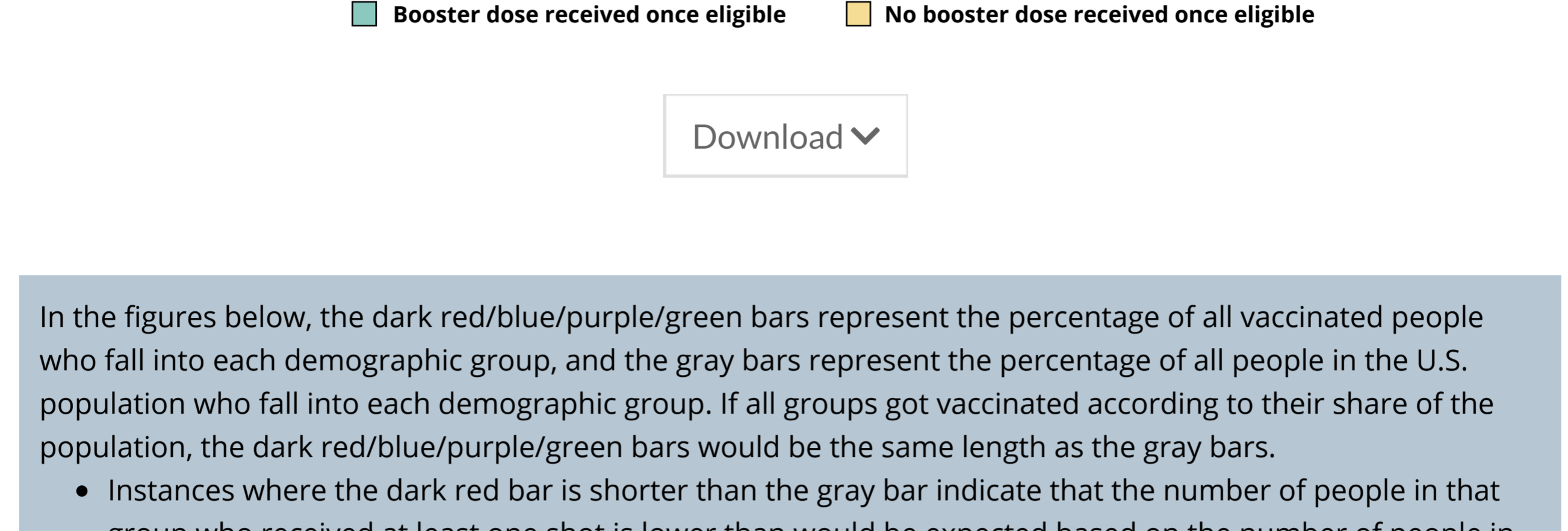
First Booster Dose Eligibility* and Receipt by Race/Ethnicity

Show: Population ≥ 12 Years of Age Population ≥ 18 Years of Age Population ≥ 65 Years of Age

About These Data | [View Footnotes and Download Data](#)
 CDC | Data as of: August 10, 2022 6:00am ET. Posted: August 11, 2022

Percentages of Population Eligible for a First Booster Dose* and without** a Booster, by Race/Ethnicity

Data from 193.11M people ages 12 years and older who are eligible for a booster dose*. Race/ethnicity was available for 148.52M (76.9%) people ages 12 years and older who are eligible for a booster dose.



In the figures below, the dark red/blue/purple/green bars represent the percentage of all vaccinated people who fall into each demographic group, and the gray bars represent the percentage of all people in the U.S. population who fall into each demographic group. If all groups got vaccinated according to their share of the population, the dark red/blue/purple/green bars would be the same length as the gray bars.

- Instances where the dark red bar is shorter than the gray bar indicate that the number of people in that group who received at least one shot is lower than would be expected based on the number of people in that group in the U.S. population.
- Instances where the dark blue bar is shorter than the gray bar indicate that the number of fully vaccinated people in that group is lower than would be expected based on the number of people in that group in the U.S. population.
- Instances where the dark purple bar is shorter than the gray bar indicate that the number of people with a booster dose in that group is lower than would be expected based on the number of fully vaccinated people in that group in the U.S. population.
- Instances where the dark green bar is shorter than the gray bar indicate that the number of people with a first booster dose in that group is lower than would be expected based on the number of people with a first booster dose in that group in the U.S. population.

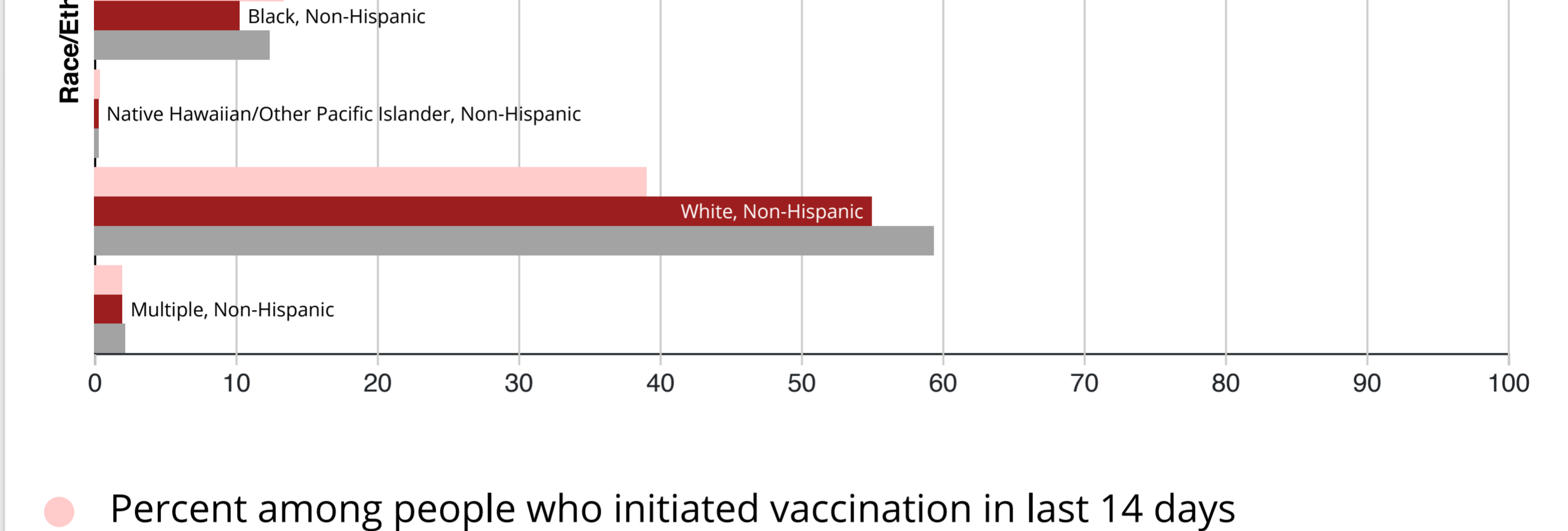
Race/Ethnicity

Show:

About These Data | [View Footnotes and Download Data](#)
 CDC | Data as of: August 10, 2022 6:00am ET. Posted: August 11, 2022

Race/Ethnicity of People with at least One Dose Administered:

Data from 261,981,618 people with at least one dose administered. Race/Ethnicity was available for 195,985,811 (74.8%) people with at least one dose administered.



Legend:
 ● Percent among people who initiated vaccination in last 14 days
 ● Percent among people with at least one dose
 ● Percentage of the US population in this demographic category


Age Group

Show:

About These Data | [View Footnotes and Download Data](#)
 CDC | Data as of: August 10, 2022 6:00am ET. Posted: August 11, 2022

Age Groups of People with at least One Dose Administered:

Data from 261,981,618 people with at least one dose administered. Age was available for 261,972,671 (99.9%) people with at least one dose administered.



Legend:
 ● Percent among people who initiated vaccination in last 14 days
 ● Percent among people with at least one dose
 ● Percentage of the US population in this demographic category

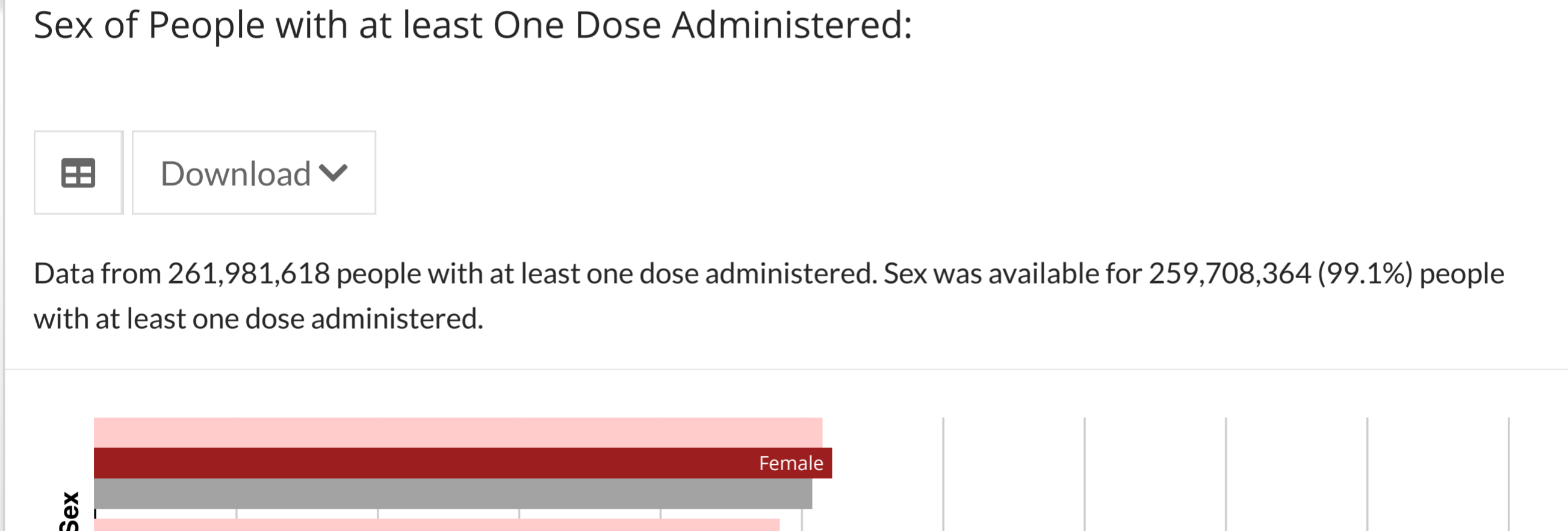
Sex

Show:

About These Data | [View Footnotes and Download Data](#)
 CDC | Data as of: August 10, 2022 6:00am ET. Posted: August 11, 2022

Sex of People with at least One Dose Administered:

Data from 261,981,618 people with at least one dose administered. Sex was available for 259,708,364 (99.1%) people with at least one dose administered.



Legend:
 ● Percent among people who initiated vaccination in last 14 days
 ● Percent among people with at least one dose
 ● Percentage of the US population in this demographic category

Footnotes and Additional Information

Expand each accordion to view footnotes

[View Historic Vaccination Data](#) [View Historic Booster Dose Eligibility Data](#)

Footnotes

Timing: Data will be updated after review and verification, usually before 8:00 pm ET. Note: Weekly updates might be delayed due to delays in reporting.

- Data on doses of vaccine distributed and administered include data received by CDC as of 6:00 am ET on Wednesdays.
- Vaccination data on CDC's COVID Data Tracker are updated weekly on Thursdays between 1:30 pm and 8:00 pm ET.
- Updates will occur the following day when Thursday reporting coincides with a federal holiday.
- Beginning **June 13, 2022**, instead of daily, jurisdictions and other partners will report vaccine administration and delivery data to CDC weekly on Wednesday by 6 AM ET. As a result, instead of daily, the following COVID Data Tracker tabs will be refreshed weekly on Thursday by 8:00 PM ET: [Vaccinations in the United States](#), [Vaccinations by County](#), [Vaccination Trends](#), [Vaccination Demographics](#), [Vaccination Demographic Trends](#), [Vaccination Equity](#), [Vaccinations and Case Trends](#), [Vaccinations and Other Vaccines](#).

Visit the [COVID-19 Vaccination Data in the United States](#) pages for more information about COVID-19 vaccination data, including data definitions.

* The count and percentage of people who are [eligible for a first booster dose](#) (at least 5 months since their completed Pfizer-BioNTech or Moderna primary series or at least 2 months since their completed Janssen (Johnson & Johnson) single-dose vaccine). Booster eligibility counts and percentages exclude vaccine administrations reported by Texas (all records) and by Idaho (records for persons ages under 18 years only) because data on the primary series cannot be linked to data on booster doses in the aggregate data submitted by these entities. Administrations reported by Idaho for persons ages 18 and older are included. Criteria for booster eligibility may change over time; data will be updated to align with the current recommendations.

**People who are eligible for a first booster dose and have or have not received a booster or an additional dose.

The Centers for Disease Control and Prevention (CDC) is working with states to provide more information on the demographic characteristics of vaccinated people.

These demographic data only represent the geographic areas that contributed data and might differ by populations prioritized within each state or jurisdiction's vaccination phase. Every geographic area has a different racial and ethnic composition, and not all are in the same vaccination phase. These data are thus not generalizable to the entire US population.

Percentages displayed in the charts represent the percent of people vaccinated for whom the demographic variable of interest is known.

All reported numbers may change over time as historical data are reported to CDC.

First Booster Dose Eligibility:

- Criteria for first booster dose eligibility may change over time; data will be updated to align with the current recommendations.
- CDC counts people as being "eligible to get a first booster dose" if it has been at least 5 months since their completed Pfizer-BioNTech or Moderna primary series or at least 2 months since their completed Janssen (Johnson & Johnson) single-dose vaccine.
 - Beginning **December 9, 2021**, adolescents ages 16 and 17 years were authorized and recommended to get a Pfizer-BioNTech booster dose at least 6 months after completing the Pfizer-BioNTech primary series.
 - Beginning **January 4, 2022**, people ages 16 years and older who have completed the Pfizer-BioNTech primary series can get a Pfizer-BioNTech booster dose at least 5 months after completing the primary series.
 - Beginning **January 5, 2022**, adolescents ages 12-15 years who have completed the Pfizer-BioNTech primary series can get a Pfizer-BioNTech booster dose at least 5 months after completing the primary series.
 - Beginning **January 7, 2022**, adults ages 18 years and older who have completed the Moderna primary series can get an mRNA booster dose (Pfizer-BioNTech or Moderna) at least 5 months after completing the primary series.
- The first booster dose eligibility metric excludes fully vaccinated people who received an "Other" primary series vaccine type.

Children <5 with COVID-19 Vaccine:

- The count of "children <5 years of age with at least one dose" includes children who have received at least one dose of the three-dose pediatric Pfizer vaccine or at least one dose of the two-dose pediatric Moderna vaccine since the date of CDC recommendation on June 18, 2022.
 - This count also includes children who have received at least one dose of unknown or other primary series vaccine types.
- The count of "children <5 years of age who are fully vaccinated" includes children who completed the three-dose pediatric Pfizer primary series or the two-dose pediatric Moderna primary series after the date of CDC recommendation on June 18, 2022.
 - This count also includes children who have received two doses of unknown or other primary series vaccine types.
- Limitations to counting children <5 years of age:
 - Due to data reporting limitations and Census denominator availability, CDC is only able to present vaccination information for recipients by year of age when displaying information by age groups. Therefore, despite the vaccination recommendation being for children aged 6 months to <5 years, population estimates for all children aged <5 years are used as the denominator. This will result in related vaccination coverage metrics appearing lower than would be estimated if children <6 months of age were excluded from the denominator.

Vaccination Data Updates:

Recent changes to vaccine data are reported below, when available. Click [here](#) to view all historical vaccine data updates.

COVID Data Tracker Weekly Review

Sign up to receive the COVID Data Tracker Weekly Review.

Email Address:

[What's this?](#)

Cite COVID Data Tracker
 Centers for Disease Control and Prevention. COVID Data Tracker. Atlanta, GA: US Department of Health and Human Services, CDC; 2022, August 16.
<https://covid.cdc.gov/covid-data-tracker>

COVID-19 Home >
 All COVID-19 topics including prevention, travel, work, and school

HAVE QUESTIONS?
 Visit CDC-INFO
 Call 800-232-4636
 Email CDC-INFO
 Open 24/7

CDC INFORMATION
 About CDC
 Jobs
 Funding
 Policies
 File Viewers & Players

Privacy
 FOIA
 No Fear Act
 OIG
 Nondiscrimination
 Accessibility
 Vulnerability Disclosure
 Policy

CONNECT WITH CDC
[f](#) [t](#) [i](#) [in](#)
[s](#) [y](#) [v](#) [p](#) [r](#) [s](#)