CDC Centers for Disease Control and Prevention

Español
Español

COVID Data Tracker

Maps, charts, and data provided by CDC, updates daily by 8 pm ET

COVID-19 Home

CDC recommends use of Community Transmission Levels to determine the impact of COVID-19 on communities and take action. Community Transmission levels are provided for healthcare facility use and planning.

Updated Mar 31	Cases Total 103,436,829	Deaths Total 1,018,889	Current Week 28,212	23.0% of People 5+ with Vaxx Booster
Latest	Case Trends	Death Trends	Admission Trends	Vaxx Booster

CLICK TO VIEW OTHER PAGES

Pregnancy

This webpage presents data on COVID-19 cases with confirmed or probable information on pregnancy status reported to CDC. COVID-19 is a medically verifiable disease, a disease that the law requires be reported to public health departments and agencies. Reporting cases to CDC is supported by routine case notification through the National Notifiable Diseases Surveillance System (NNDSS), as well as resources provided through the CDC COVID-19 response.

As of March 2022, CDC no longer recommends universal case investigation and contact tracing and therefore, many jurisdictions have prioritized their resources to focus on cases in persons at high risk of severe COVID-19. In addition, a decreasing number of case reports include information on pregnancy status, and those that do may also have other information missing.

CDC will continue to provide updated data on monthly basis. CDC continues to support other efforts to learn more about the impact of COVID-19 during pregnancy.

Back to Pregnancy

Data on COVID-19 during Pregnancy: Severity of Maternal Illness

Monitoring the impact of COVID-19 during pregnancy can protect pregnant women and their babies. maps, charts, and data provided by CDC.

View Footnotes and Download Data

Looking for data on birth and infant outcomes among pregnant women with COVID-19?
Visit CDC's Birth and Infant Outcomes data page for information on delivery type, preterm birth, and infant birth weight.

Pregnant Women' with COVID-19, United States, January 22, 2020 - June 20, 2022

TOTAL CASES*

218,094

TOTAL DEATHS

290

Download Chart

*Jurisdictions may take 2-4 weeks to confirm a case of SARS-CoV-2 in a pregnant woman and report it to CDC.

**Date of diagnosis is derived from the earliest date of either 1) when the case report was received by CDC from a jurisdiction or 2) the earliest available date entered in the data fields for illness or specimen collection.

More information on this dataset: COVID-19 Case Surveillance Public Use Data

Cases of COVID-19 among Pregnant Women by Week of Diagnosis*

Data were collected from 218,094 women and date of diagnosis** was available for 218,094 (100%) women.

Download Chart

Deaths* among Pregnant Women with COVID-19 by Month**

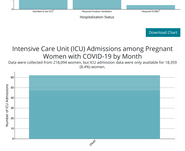

Download Chart

*Deaths reported by jurisdictional health departments reflect the most up-to-date information received by CDC based on preliminary reporting using the case report. Date of death is used for reporting, and if missing, then date of diagnosis is used. Delays may exist in reporting of deaths from initial confirmation of SARS-CoV-2 infection.

** In July 2021, the Delta variant of SARS-CoV-2 became the predominant variant in the United States.

Pregnant Women with COVID-19 Who Were Hospitalized, United States, January 22, 2020 - June 20, 2022

Data were collected from 218,094 women, hospitalization data were only available for 173,924 (79.7%) women.

HOSPITALIZED CASES*

33,678

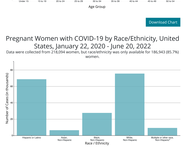

Download Chart

Pregnant Women with COVID-19 Admitted to the ICU, Who Required Invasive Ventilation, or Who Required ECMO, United States, January 22, 2020 - June 20, 2022

Data were collected from 218,094 women, but ICU admission data were only available for 18,359 (8.4%) women. Invasive ventilation data were only available for 12,300 (6.1%) women, and ECMO data were only available for 12,300 (5.6%).

Download Chart

Intensive Care Unit (ICU) Admissions among Pregnant Women with COVID-19

Data were collected from 218,094 women, but ICU admission data were only available for 18,359 (8.4%) women.

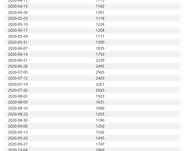

Download Chart

Pregnant Women with COVID-19 by Age, United States, January 22, 2020 - June 20, 2022

Data were collected from 218,094 women, and age was available for 218,094 (100%) women.

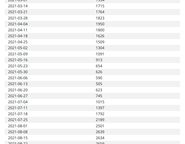

Download Chart

Pregnant Women with COVID-19 by Race/Ethnicity, United States, January 22, 2020 - June 20, 2022

Data were collected from 218,094 women, but race/ethnicity was only available for 186,943 (85.7%) women.

Download Chart

*Cases with age 18 years and older 10 years and younger (Cases with unknown age are included in the overall number of cases but are not included in the age group breakdowns. Cases with an unknown or a pediatric age are a concerning emergency status, from hospital admission for pregnancy complications, such as preterm birth, to a pediatric hospitalization, or a stillbirth or pediatric death. Cases in pediatric patients are of interest to parents with life-threatening heart and/or lung problems.
**Cases with unknown or missing race/ethnicity data are included in the overall number of cases but are not included in the race/ethnicity breakdowns. Cases with race/ethnicity reported as Other, Native or non-Hispanic Native Hawaiian or Other Pacific Islander are included in the overall number of cases but are not included in the race/ethnicity breakdowns.

Data Downloads and Footnotes

Expand each section to view data table and download data

Data Table for COVID-19 during Pregnancy

CDC | Data as of Thursday, June 23, 2022 5:07 PM ET. Posted: Thursday, June 23, 2022 7:01 PM ET

Download Data

Category	Status
Total Cases	218,094
Total Deaths	290
Total Cases with Known Age	218,094
Total Cases with Unknown Age	0
Percent Cases with Known Age	100
Cases under 15 years	497
Cases 15 to 19 years	10907
Cases 20 to 24 years	43611
Cases 25 to 29 years	63631
Cases 30 to 34 years	55287
Cases 35 to 39 years	30701
Cases 40 to 44 years	7843
Cases 45 to 49 years	1429
Cases 50 to 54 years	397
Total Cases, Hispanic/Latino Race/Ethnicity	75,000
Percent Cases with Known Race/Ethnicity	85.7
Total Cases Hispanic or Latino	68563
Total Cases Asian, Non-Hispanic	6363
Total Cases Black, Non-Hispanic	27464
Total Cases White, Non-Hispanic	75206
Total Cases Multiple, Non-Hispanic	9137
Total Cases American Indian or Alaska Native, Non-Hispanic	1213
Total Cases Native Hawaiian or Other Pacific Islander, Non-Hispanic	1758
Percent with Known Hospitalization Status	79.7
Total Cases with Known ICU Status	30701
Percent with Known ICU Status	8.4
Total Cases with Known Ventilation Status	5.1
Percent with Known Ventilation Status	6.1
Total Cases with Known ECMO Status	5.6
Total ICU Cases	670
Total Ventilation Cases	144
Total ECMO Cases	41
Percent Cases with Known Diagnosis Date	100
Total Cases with Known Diagnosis Date	218094

Data Table for Cases of COVID-19 Among Pregnant Women by Week of Diagnosis

CDC | Data as of Thursday, June 23, 2022 5:07 PM ET. Posted: Thursday, June 23, 2022 7:01 PM ET

Download Data

Week of COVID-19 Diagnosis	Number of Cases
2020-01-26	3
2020-02-02	5
2020-02-16	1
2020-02-23	4
2020-03-01	51
2020-03-08	179
2020-03-15	670
2020-03-22	1034
2020-03-29	1059
2020-04-05	1056
2020-04-12	1115
2020-04-19	1182
2020-04-26	1201
2020-05-03	1118
2020-05-10	1226
2020-05-17	1229
2020-05-24	1177
2020-05-31	1300
2020-06-07	1835
2020-06-14	1750
2020-06-21	2239
2020-06-28	2495
2020-07-05	2429
2020-07-12	2429
2020-07-19	2267
2020-07-26	2043
2020-08-02	1933
2020-08-09	1631
2020-08-16	1600
2020-08-23	1569
2020-08-30	1196
2020-09-06	1250
2020-09-13	1526
2020-09-20	1495
2020-09-27	1747
2020-10-04	1869
2020-10-11	2285
2020-10-18	2385
2020-10-25	2558
2020-11-01	3082
2020-11-08	3681
2020-11-15	3781
2020-11-22	3842
2020-11-29	4099
2020-12-06	4856
2020-12-13	4569
2020-12-20	4215
2020-12-27	5183
2021-01-03	4984
2021-01-10	3958
2021-01-17	2875
2021-01-24	2675
2021-01-31	2321
2021-02-07	2022
2021-02-14	1651
2021-02-21	1572
2021-02-28	1490
2021-03-07	1464
2021-03-14	1715
2021-03-21	1764
2021-03-28	1823
2021-04-04	1950
2021-04-11	1880
2021-04-18	1626
2021-04-25	1594
2021-05-02	1394
2021-05-09	1091
2021-05-16	913
2021-05-23	654
2021-05-30	626
2021-06-06	580
2021-06-13	564
2021-06-20	623
2021-06-27	745
2021-07-04	1015
2021-07-11	1387
2021-07-18	1792
2021-07-25	2189
2021-08-01	2502
2021-08-08	2636
2021-08-15	2634
2021-08-22	2609
2021-08-29	2381
2021-09-05	2359
2021-09-12	1975
2021-09-19	1667
2021-09-26	1566
2021-10-03	1331
2021-10-10	1174
2021-10-17	1160
2021-10-24	1143
2021-10-31	1179
2021-11-07	1132
2021-11-14	1145
2021-11-21	1269
2021-11-28	1521
2021-12-05	1446
2021-12-12	2217
2021-12-19	4121
2021-12-26	6000
2022-01-02	6569
2022-01-09	5247
2022-01-16	3685
2022-01-23	2472
2022-01-30	1729
2022-02-06	1110
2022-02-13	707
2022-02-20	516
2022-02-27	375
2022-03-06	271
2022-03-13	296
2022-03-20	287
2022-03-27	279
2022-04-03	299
2022-04-10	317
2022-04-17	505
2022-04-24	458
2022-05-01	580
2022-05-08	565
2022-05-15	570
2022-05-22	575
2022-05-29	515
2022-06-05	291
2022-06-12	90

Data Table for Deaths and ICU Admissions Among Pregnant Women with COVID-19 by Month

CDC | Data as of Thursday, June 23, 2022 5:07 PM ET. Posted: Thursday, June 23, 2022 7:01 PM ET

Download Data

Year	Month	Number of Deaths	Number of ICU Admissions
2021	April	10	24
2021	November	15	25
2020	October	5	27
2021	June	11	28
2021	January	13	29
2021	December	15	29
2021	March	2	31
2021	August	39	62
2021	August	20	20
2020	September	5	12
2020	December	11	32
2020	December	11	32
2021	November	15	25
2021	February	9	6
2021	September	41	90

2021	March	10	13
2020	July	13	31
2022	April	0	6
2020	April	13	47
2020	March	1	33
2020	June	12	40
2021	July	8	43
2021	June	2	14
2022	May	1	5
2020	May	12	38
2021	May	4	19

Footnotes

This webpage will be updated weekly until Summer 2022. The cases reported include only confirmed cases with laboratory evidence of SARS-CoV-2 infection.

About the Data:

All data on this page come from case reports submitted by U.S. jurisdictions through the National Notifiable Diseases Surveillance System (NNDSS). Fewer than 20% of case reports currently include information on pregnancy status. Therefore, these numbers do not represent all people with COVID-19 who are pregnant in the U.S. and must be interpreted with caution. Changes in the total number of cases of COVID-19 among people who are pregnant are largely due to the updating of pregnancy status among already reported cases. Case numbers reported on other websites may differ from what is posted on CDC's website because CDC's overall case numbers are validated through a confirmation process with each jurisdiction. Differences between reporting jurisdictions and CDC's website may occur due to the timing of reporting and website updates. The process used for finding and confirming cases reported by other sites may differ. Case counts may fluctuate from week to week due to data quality and cleaning processes.

Since October 2020, CDC has excluded reports of COVID-19 cases younger than age 9 and older than age 54 in the weekly reporting of people with COVID-19 who are pregnant. Based on review of data quality, cases reported as pregnant with ages younger than 9 or older than 54 are less likely to be true pregnancies, and more likely to be data errors. Cases with unknown age are still included.

For more information on how CDC collects COVID-19 surveillance data, see FAQ: COVID-19 Data and Surveillance

For information on the multiple efforts CDC is supporting to understand the impact of COVID-19 during pregnancy, see Investigating the Impact of COVID-19 during Pregnancy.

For surveillance data on birth and infant outcomes from the Surveillance for Emerging Threats to Mothers and Babies Network (SET-NET) see COVID-19 during Pregnancy: Birth and Infant Outcomes.

Looking for data on birth and infant outcomes among pregnant women with COVID-19?

Visit CDC's Birth and Infant Outcomes data page for information on delivery type, preterm birth, and infant test results

Want to learn more about COVID-19 risk for pregnant women and those who are breastfeeding?

Find more information and resources for pregnancy, breastfeeding, and caring for newborns during the COVID-19 pandemic,including information on COVID-19 vaccines while pregnant or breastfeeding

COVID Data Tracker Weekly Review

Sign up to receive the COVID Data Tracker Weekly Review.

Email Address:

Email Address

Submit

What's this?

Cite COVID Data Tracker
Centers for Disease Control and Prevention. COVID Data Tracker. Atlanta, GA: US Department of Health and Human Services, CDC; 2022, June 24. https://covid.cdc.gov/covid-data-tracker

COVID-19 Home >
All COVID-19 topics including prevention, travel, work, and school