




COVID Data Tracker

Maps, charts, and data provided by CDC, updates daily by 8 pm ET

[COVID-19 Home](#) >



CDC recommends use of [COVID-19 Community Levels](#) to determine the impact of COVID-19 on communities and take action. [Community Transmission levels](#) are provided for healthcare facility use only.

United States At a Glance

Cases Total

84,315,762

Case Trends

Deaths Total

1,002,993

Death Trends

Current Hosp.

22,619

Admission Trends

82.8% of People 5+ with At Least One Vaccination



[CLICK TO VIEW OTHER PAGES:](#)

Case & Death Demographic Trends



[< Back to Case & Death Demographic Trends](#)

Demographic Trends of COVID-19 cases and deaths in the US reported to CDC

Maps, charts, and data provided by CDC, updates Tues-Sat by 8 pm ET[†]

CDC is working with states to provide more information on race/ethnicity for reported cases. The percent of reported cases that include race/ethnicity data is increasing.

These data only represent the geographic areas that contributed data on race/ethnicity. Every geographic area has a different racial and ethnic composition. These data are not generalizable to the entire U.S. population.

If cases were distributed equally across racial and ethnic populations, one would expect to see more cases in those populations that are more highly represented in geographic areas that contributed data.

Percentages displayed in the charts below represent the percent of cases or deaths for which the demographic variable of interest is known.

CDC | [Data as of: Thursday, June 2, 2022 5:44 PM ET. Posted: Thursday, June 2, 2022 6:34 PM ET](#)

[View Footnotes and Additional Information](#)

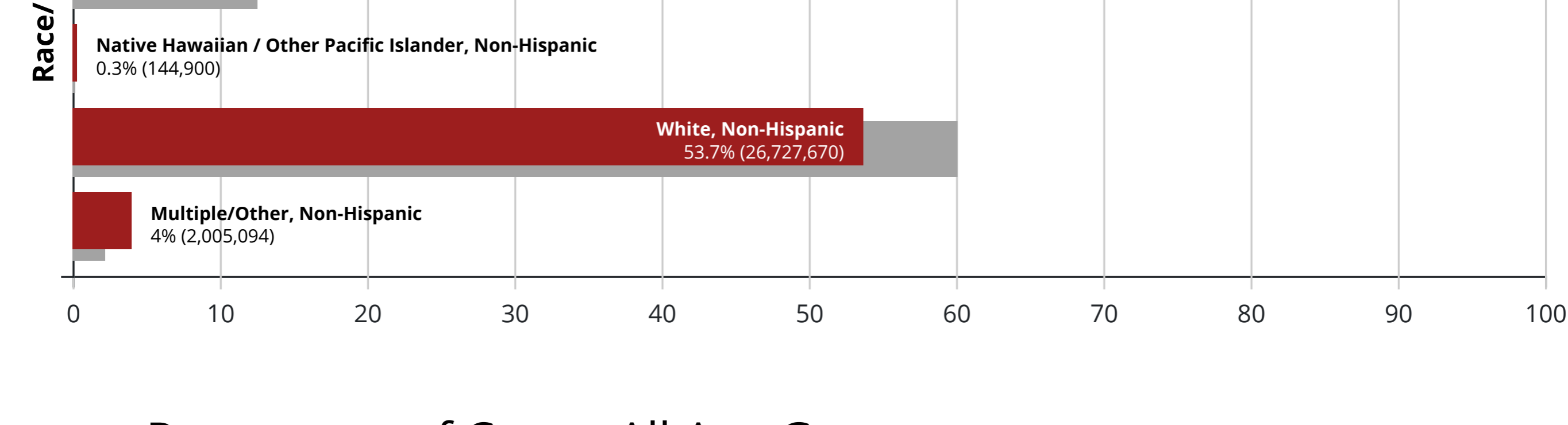
Cases by Race/Ethnicity:



Download ▾

Data from 75,726,206 cases. Race/Ethnicity was available for 49,804,717 (65%) cases.

All Age Groups



- Percentage of Cases, All Age Groups
- Percentage of the US Population, All Age Groups

☒ Show Percentage of the US Population that is in this demographic category


Deaths by Race/Ethnicity:



Download ▾

Data from 858,038 deaths. Race/Ethnicity was available for 731,457 (85%) deaths.

All Age Groups



- Percentage of Deaths, All Age Groups
- Percentage of the US Population, All Age Groups

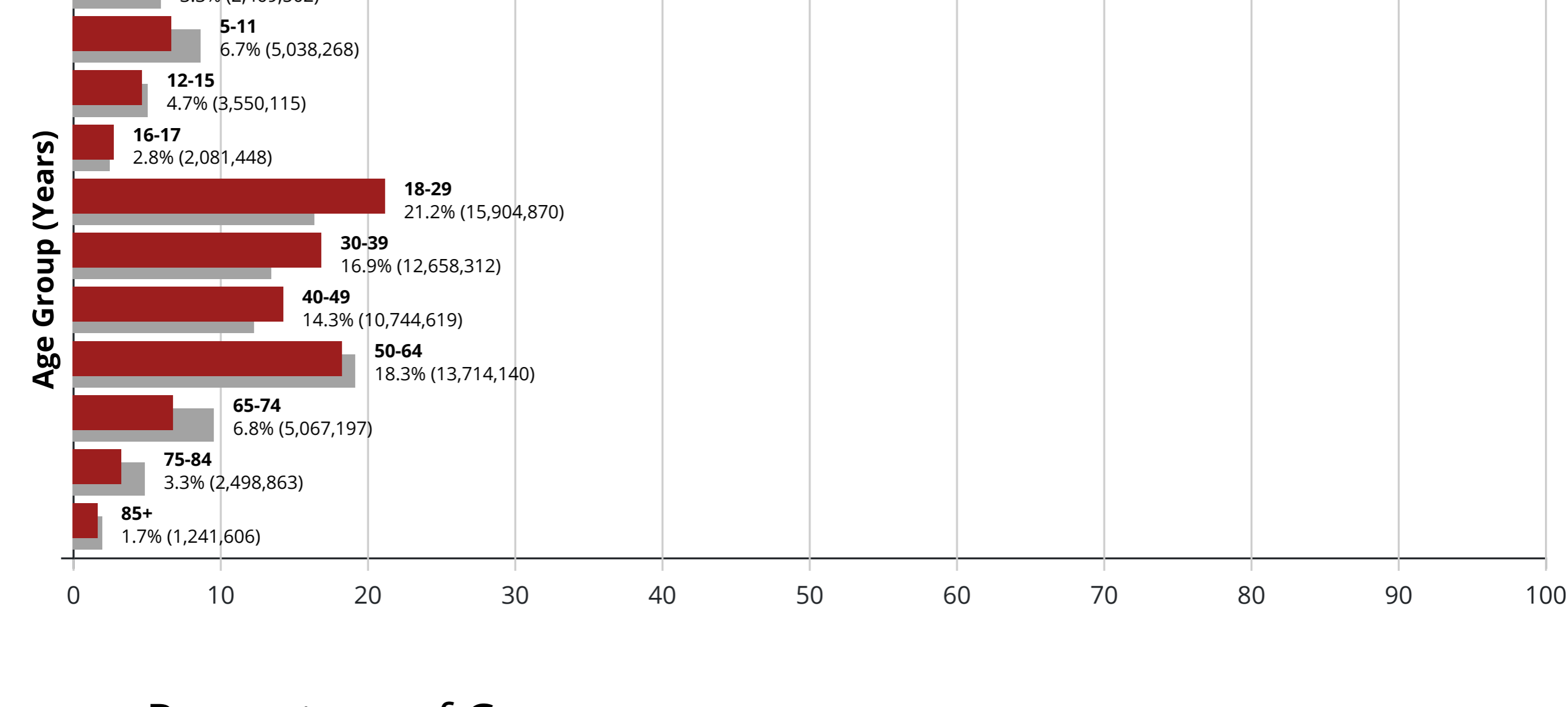
☒ Show Percentage of the US Population that is in this demographic category

Cases by Age Group:



Download ▾

Data from 75,726,206 cases. Age group was available for 74,968,940 (98%) cases.



- Percentage of Cases
- Percentage of the US Population


☒ Show Percentage of the US Population that is in this demographic category

Deaths by Age Group:



Download ▾

Data from 858,038 deaths. Age group was available for 857,254 (99%) deaths.



- Percentage of Deaths
- Percentage of the US Population

☒ Show Percentage of the US Population that is in this demographic category

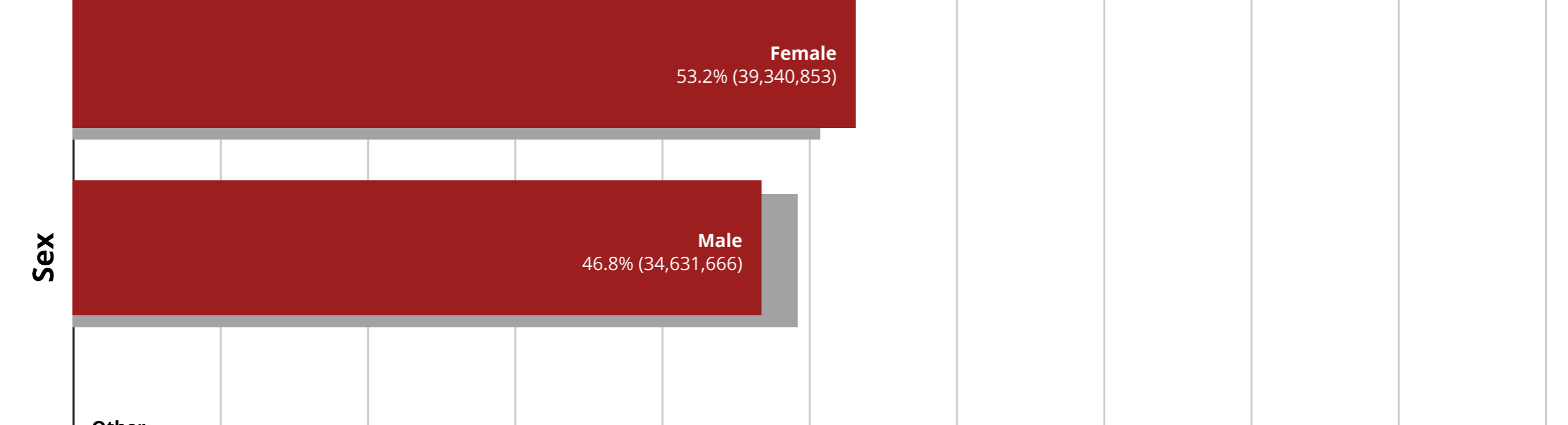
Cases by Sex:



Download ▾

Data from 75,726,206 cases. Sex was available for 73,975,983 (97%) cases.

All Age Groups



- Percentage of Cases, All Age Groups
- Percentage of the US Population, All Age Groups

☒ Show Percentage of the US Population that is in this demographic category

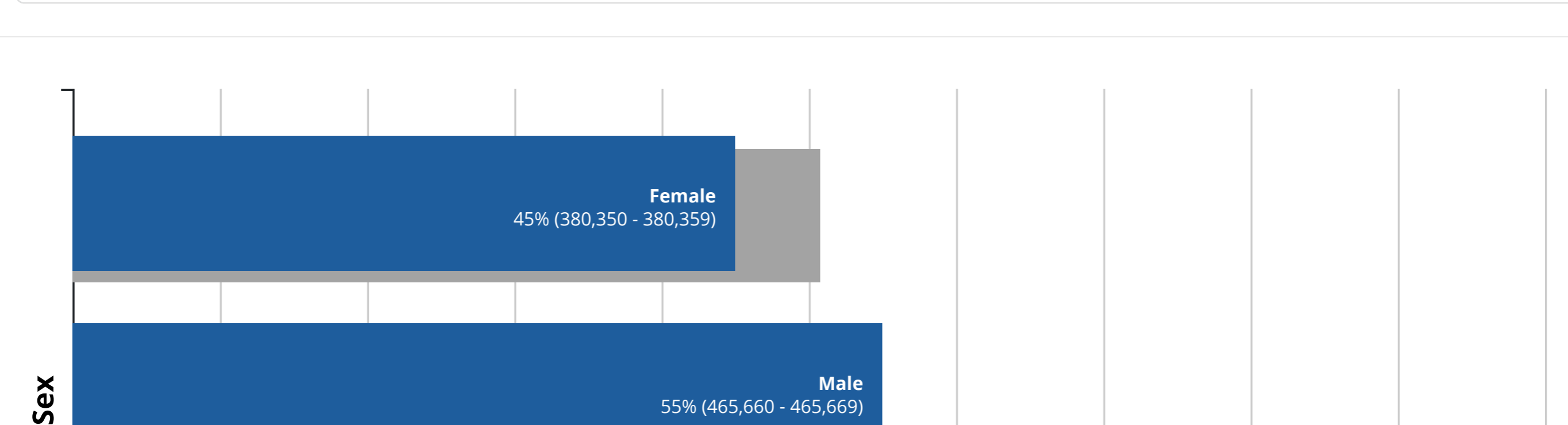
Deaths by Sex:



Download ▾

Data from 858,038 deaths. Sex was available for 846,024 (98%) deaths.

All Age Groups



- Percentage of Deaths, All Age Groups
- Percentage of the US Population, All Age Groups

☒ Show Percentage of the US Population that is in this demographic category

Footnotes and Additional Information

Expand each accordian to view footnotes

Footnotes

[†]Data will update Tuesday - Saturday as soon as they are reviewed and verified, oftentimes before 8 pm ET. However, daily (Tues-Sat) updates might be delayed due to delays in reported data.

Data Sources, References & Notes: The case classifications for COVID-19, a nationally notifiable disease, are described in an [updated COVID-19 position statement and case definition](#) issued by the Council of State and Territorial Epidemiologists. However, there is some variation in how jurisdictions implement these case classifications. More information on how CDC collects COVID-19 case surveillance data can be found at [FAQ: COVID-19 Data and Surveillance](#). Demographic data for COVID-19 cases and deaths is based on a subset of individuals where case-level data are reported by state and territorial jurisdictions to the Centers for Disease Control and Prevention (CDC) since January 21, 2020. Demographic data have varying degrees of missing data and are not generalizable to the entire population of individuals with COVID-19. All displayed data include confirmed COVID-19 cases and deaths as reported by U.S. states, U.S. territories, New York City (NYC), and the District of Columbia from the previous day. Counts for certain jurisdictions also include probable COVID-19 cases and deaths. The process used for finding and confirming COVID-19 cases displayed by other sites may differ. Counts from surveillance data are provisional and subject to change.

On July 22, 2021, COVID Data Tracker released an update to display cases by age group using new age groupings. On August 12, 2021, data on deaths was adjusted after the identification of a data discrepancy. This resulted in updated counts across several age groups.

March 14, 2022: An adjustment was made to COVID Data Tracker's mortality data involving the removal of 72,277 deaths previously reported across 26 states. An error in CDC's algorithm led to misclassifying deaths that were not COVID-19 related. The algorithm has since been corrected.

Do you need to take extra precautions to reduce your risk of contracting COVID-19?

Find more [information and resources](#) for those at increased risk for COVID-19

[View and Download COVID-19 Case Surveillance Public Use Data with Geography](#)

COVID Data Tracker Weekly Review

Sign up to receive the COVID Data Tracker Weekly Review.

Email Address:

Email Address

Submit

[What's this?](#)

Cite COVID Data Tracker

Centers for Disease Control and Prevention. COVID Data Tracker. Atlanta, GA: US Department of Health and Human Services, CDC; 2022, June 03. <https://covid.cdc.gov/covid-data-tracker>

COVID-19 Home >

All COVID-19 topics including prevention, travel, work, and school

HAVE QUESTIONS?

Visit CDC-INFO

Call 800-232-4636

Email CDC-INFO

Open 24/7

CDC INFORMATION

About CDC

Jobs

Funding

Policies

File Viewers & Players

Privacy

FOIA

No Fear Act

OIG

Nondiscrimination

Accessibility

Vulnerability Disclosure

Policy

CONNECT WITH CDC

Facebook

Twitter

Instagram

LinkedIn

YouTube

SoundCloud

CDC

RSS

Email