COVID Data Tracker

Maps, charts, and data provided by CDC, updates daily by 8 pm ET

This webpage presents data on COVID-19 cases with information on pregnancy status reported to CDC. COVID-19 is a nationally notifiable disease, a disease that the law requires be reported to public health departments and agencies. Some states and other jurisdictions also require reporting of COVID-19 cases with information on pregnancy status to the National Notifiable Diseases Surveillance System (NNDSS) through the CDC COVID-19 response.

As of March 2022, CDC no longer recommends universal case investigation and contact tracing and recommends that healthcare providers prioritize practices specific settings and groups at increased risk. In addition, a decrease in completeness of case reports include information on pregnancy status, and those that do may also have other information missing.

CDC will continue to monitor and report on pregnancy data as resources permit. CDC will continue to expand efforts to learn more about the impact of COVID-19 during pregnancy.

CDC recommends use of COVID-19 Community Levels to determine the impact of COVID-19 on communities and take actions. Continuing Prevention Guidance is provided for healthcare facility use only.

Interpret this data	Cases Trend	Deaths Trend	Current Weekly Admissions Trends	63.8% of People 5+ with Vaccination
	60,675,800 Cases	987,697 Deaths	13,861 Admissions	Fully Vaccinated

CLICK TO VIEW OTHER PAGES

Pregnancy

Data on COVID-19 During Pregnancy: Severity of Maternal Illness

Monitoring the impact of COVID-19 during pregnancy can protect pregnant women and their babies, maps, charts, and data provided by CDC.

View Footnotes and Download Data

Looking for data on birth and infant outcomes among pregnant women with COVID-19?

Visit the Births and Infant Outcomes data page for information on delivery type, preterm birth, and infant test results.

Pregnant Women with COVID-19, United States, January 22, 2020 - May 16, 2022

TOTAL CASES*

208,937

TOTAL DEATHS

297

Cases of COVID-19 among Pregnant Women by Week of Pregnancy†

Data were collected from 208,937 women and date of diagnosis** was available for 208,937 (100%) women.

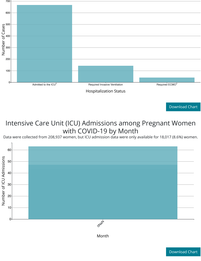

Download Chart

*Jurisdictions may take 2-4 weeks to confirm a case of SARS-CoV-2 in a pregnant woman and report it to CDC.

†Date of diagnosis is derived from the earliest date of either 1) when the case report was received by the CDC from a jurisdictional health department or 2) the earliest available date related to the illness or specimen collection.

More information on this dataset: COVID-19 Case Surveillance Public Use Data

Deaths* among Pregnant Women with COVID-19 by Month**

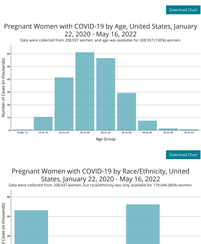

Download Chart

*Deaths reported by jurisdictional health departments reflect the most up-to-date information received by CDC based on preliminary reporting using the case report. Date of death is used for reporting, and if missing, then date of diagnosis is used. Delays may exist in reporting of deaths from initial confirmation of SARS-CoV-2 infection.

** In July 2021, the Delta variant of SARS-CoV-2 became the predominant variant in the United States.

Pregnant Women with COVID-19 Who Were Hospitalized, United States, January 22, 2020 - May 16, 2022

Data were collected from 208,937 women, but Hospitalization data were only available for 167,415 (80.1%)

HOSPITALIZED CASES*

32,883

Pregnant Women with COVID-19 Admitted to the ICU, Who Required Invasive Ventilation, or Who Required ECMO, United States, January 22, 2020 - May 16, 2022

Data were collected from 208,937 women, but ICU admission data were only available for 118,013 (56.4%) women, invasive ventilation data were only available for 112,910 (54.0%) women, and ECMO data were only available for 12,038 (5.8%)

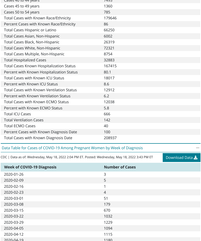

Download Chart

Intensive Care Unit (ICU) Admissions among Pregnant Women with COVID-19 by Month

Data were collected from 208,937 women, but ICU admission data were only available for 118,013 (56.4%) women.

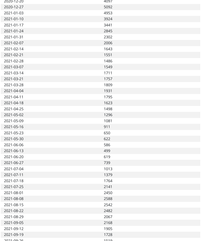

Download Chart

Pregnant Women with COVID-19 by Age, United States, January 22, 2020 - May 16, 2022

Data were collected from 208,937 women, and age was available for 208,937 (100%) women.

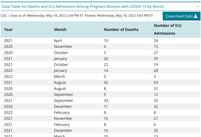

Download Chart

Pregnant Women with COVID-19 by Race/Ethnicity, United States, January 22, 2020 - May 16, 2022

Data were collected from 208,937 women, but race/ethnicity was only available for 179,646 (86.0%) women.

Download Chart

Data Table for Cases of COVID-19 Among Pregnant Women by Week of Diagnosis

CDC | Data as of Wednesday, May 18, 2022 2:04 PM ET, Posted Wednesday, May 18, 2022 3:43 PM ET

Download Data

Week of COVID-19 Diagnosis	Number of Cases
2020-01-26	3
2020-02-09	5
2020-02-16	1
2020-02-23	4
2020-03-01	7
2020-03-08	179
2020-03-15	670
2020-03-22	1032
2020-03-29	1229
2020-04-05	1054
2020-04-12	1130
2020-04-19	1169
2020-04-26	1199
2020-05-03	1119
2020-05-10	1224
2020-05-17	1207
2020-05-24	1169
2020-05-31	1206
2020-06-07	1229
2020-06-14	1745
2020-06-21	2237
2020-06-28	2495
2020-07-05	2562
2020-07-12	2425
2020-07-19	2269
2020-07-26	2004
2020-08-02	1912
2020-08-09	1627
2020-08-16	1601
2020-08-23	1354
2020-08-30	1145
2020-09-06	1046
2020-09-13	1046
2020-09-20	1493
2020-09-27	1741
2020-10-04	1861
2020-10-11	2131
2020-10-18	2300
2020-10-25	2439
2020-11-01	3275
2020-11-08	3604
2020-11-15	3764
2020-11-22	3813
2020-11-29	4802
2020-12-06	4675
2020-12-13	4650
2020-12-20	4469
2020-12-27	5092
2021-01-03	4953
2021-01-10	3604
2021-01-17	3441
2021-01-24	2845
2021-01-31	2486
2021-02-07	2096
2021-02-14	1643
2021-02-21	1551
2021-02-28	1486
2021-03-07	1549
2021-03-14	1611
2021-03-21	1757
2021-03-28	1809
2021-04-04	1931
2021-04-11	1795
2021-04-18	1623
2021-04-25	1498
2021-05-02	1329
2021-05-09	1001
2021-05-16	911
2021-05-23	650
2021-05-30	622
2021-06-06	586
2021-06-13	499
2021-06-20	439
2021-06-27	539
2021-07-04	1013
2021-07-11	1379
2021-07-18	1764
2021-07-25	2141
2021-08-01	2450
2021-08-08	2568
2021-08-15	2563
2021-08-22	2482
2021-08-29	2367
2021-09-05	2168
2021-09-12	1985
2021-09-19	1728
2021-09-26	1529
2021-10-03	1379
2021-10-10	1146
2021-10-17	1140
2021-10-24	1134
2021-10-31	1475
2021-11-07	1462
2021-11-14	1918
2021-11-21	3713
2021-12-26	6315
2022-01-02	4663
2022-01-09	3563
2022-01-16	3153
2022-01-23	2151
2022-01-30	1550
2022-02-06	1022
2022-02-13	778
2022-02-20	593
2022-02-27	564
2022-03-06	260
2022-03-13	287
2022-03-20	276
2022-03-27	247
2022-04-03	243
2022-04-10	279
2022-04-17	442
2022-04-24	389
2022-05-01	327
2022-05-08	112
2022-05-15	11

Data Table for Deaths and ICU Admissions Among Pregnant Women with COVID-19 by Month

CDC | Data as of Wednesday, May 18, 2022 2:04 PM ET, Posted Wednesday, May 18, 2022 3:43 PM ET

Download Data

Year	Month	Number of Deaths	Number of ICU Admissions
2021	April	10	28
2020	November	4	15
2020	October	5	27
2021	January	20	29
2020	December	7	28
2021	January	14	38
2022	March	0	8
2021	August	42	63
2020	August	8	31
2020	September	5	12
2021	September	33	32
2021	March	9	32
2021	February	8	30
2021	November	15	21
2022	February	8	6
2021	December	16	32
2020	March	10	13
2020	July	14	31
2020	June	7	12
2020	May	3	7

2020	March	1	33
2020	June	12	40
2021	July	9	43
2021	June	1	14
2022	May	0	2
2020	May	12	38
2021	May	4	19

Footnotes

This webpage will be updated weekly until Summer 2022. The cases reported include only confirmed cases with laboratory evidence of SARS-CoV-2 infection.

About the Data:

All data on this page come from case reports submitted by U.S. jurisdictions through the National Notifiable Diseases Surveillance System (NNDSS). Fewer than 20% of case reports currently include information on pregnancy status. Therefore, these numbers do not represent all people with COVID-19 who are pregnant in the U.S. and must be interpreted with caution. Changes in the total number of cases of COVID-19 among people who are pregnant are largely due to the updating of pregnancy status among already reported cases. Case numbers reported on other websites may differ from what is posted on CDC's website because CDC's overall case numbers are validated through a confirmation process with each jurisdiction. Differences between reporting jurisdictions and CDC's website may occur due to the timing of reporting and website updates. The process used for finding and confirming cases reported by other sites may differ. Case counts may fluctuate from week to week due to data quality and cleaning processes.

Since October 2020, CDC has excluded reports of COVID-19 cases younger than age 9 and older than age 54 in the weekly reporting of people with COVID-19 who are pregnant. Based on review of data quality, cases reported as pregnant with ages younger than 9 or older than 54 are less likely to be true pregnancies, and more likely to be data errors. Cases with unknown age are still included.

For more information on how CDC collects COVID-19 surveillance data, see FAQ: COVID-19 Data and Surveillance

For information on the multiple efforts CDC is supporting to understand the impact of COVID-19 during pregnancy, see Investigating the Impact of COVID-19 during Pregnancy.

For surveillance data on birth and infant outcomes from the Surveillance for Emerging Threats to Mothers and Babies Network (SET-NET) see COVID-19 during Pregnancy: Birth and Infant Outcomes.

Looking for data on birth and infant outcomes among pregnant women with COVID-19?

Visit CDC's Birth and Infant Outcomes data page for information on delivery type, preterm birth, and infant test results

Want to learn more about COVID-19 risk for pregnant women and those who are breastfeeding?

Find more information and resources for pregnancy, breastfeeding, and caring for newborns during the COVID-19 pandemic,including information on COVID-19 vaccines while pregnant or breastfeeding

COVID Data Tracker Weekly Review

Sign up to receive the COVID Data Tracker Weekly Review.

Email Address:

Email Address Submit

What's this?

Cite COVID Data Tracker
Centers for Disease Control and Prevention. COVID Data Tracker. Atlanta, GA: US Department of Health and Human Services, CDC; 2022, May 19. https://covid.cdc.gov/covid-data-tracker

COVID-19 Home >
All COVID-19 topics including prevention, travel, work, and school