CDC Centers for Disease Control and Prevention
CDC 24/7 Saving Lives, Protecting People™

COVID Data Tracker

Maps, charts, and data provided by CDC, updated daily by 8 pm ET

COVID-19 Home

CDC recommends use of COVID-19 Community Levels to determine the impact of COVID-19 on communities and take action.
Community Transmission level for Washington County: high

At this time, booster dose metrics refer to people who have received a **first booster dose**. CDC is updating its booster dose metrics to include COVID-19 Data Tracker Vaccination Tracker Technical Notes and Methods

United States	Cases Total	Deaths Total	Current Hosp.	8.99%	83.1% of People 5+ with
	80,283,977	992,227	Admissions Trends		**at Least** One Vaccination
	Case Trends	Death Trends			
	Stable	Stable			

Looking for data on birth and infant outcomes among pregnant women with COVID-19?

Visit CDC's Birth and Infant Outcomes data page for information on delivery type, preterm birth, and infant test results.

Pregnant Women* with COVID-19, United States, January 22, 2020 - April 11, 2022

TOTAL CASES†	TOTAL DEATHS
198,598	287

Cases of COVID-19 among Pregnant Women by Week of Diagnosis*

Data were collected from 198,598 women and date of diagnosis** was available for 198,598 (100%) women.

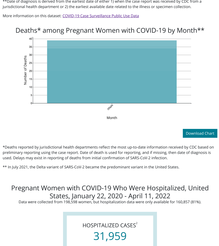

Download Chart

*Jurisdictions may take 2-4 weeks to confirm a case of SARS-CoV-2 in a pregnant woman and report it to CDC.

**Date of diagnosis is derived from the earliest date of either 1) when the case report was received by CDC from a jurisdiction or health department or 2) the earliest available date related to the illness or specimen collection.

More information on this dataset: COVID-19 Case Surveillance Public Use Data

Deaths* among Pregnant Women with COVID-19 by Month**

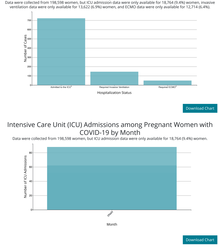

Download Chart

*Deaths reported by jurisdictional health departments reflect the most up-to-date information received by CDC based on preliminary reporting using the case report. Date of death is used for reporting, and if missing, then date of diagnosis is used. Delays may exist in reporting of deaths from initial confirmation of SARS-CoV-2 infection.

** In July 2021, the Delta variant of SARS-CoV-2 became the predominant variant in the United States.

Pregnant Women with COVID-19 Who Were Hospitalized, United States, January 22, 2020 - April 11, 2022

Data were collected from 196,304 women, but hospitalization data were only available for 160,857 (81%).

HOSPITALIZED CASES†
31,959

Pregnant Women with COVID-19 Admitted to the ICU, Who Required Invasive Ventilation, or Who Required ECMO, United States, January 22, 2020 - April 11, 2022

Data were collected from 196,304 women, but hospitalization data were available for 16,763 (8.9%) women, invasive ventilation data were only available for 13,622 (6.9%) women, and ECMO data were only available for 12,374 (6.4%).

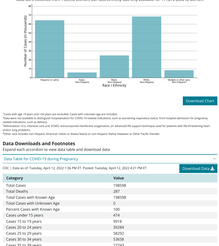

Download Chart

Intensive Care Unit (ICU) Admissions among Pregnant Women with COVID-19 by Month

Data were collected from 198,598 women, but ICU admission data were only available for 18,764 (9.4%) women.

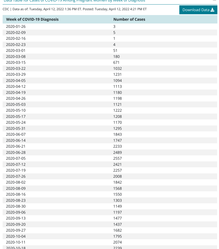

Download Chart

Pregnant Women with COVID-19 by Age, United States, January 22, 2020 - April 11, 2022

Data were collected from 198,598 women, and age was available for 198,598 (100%) women.

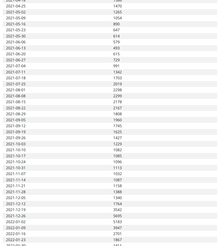

Download Chart

Pregnant Women with COVID-19 by Race/Ethnicity, United States, January 22, 2020 - April 11, 2022

Data were collected from 198,598 women, but race/ethnicity was only available for 111,270 (56.2%) women.

Download Chart

*Cases with age 10 years and 154 years are included. Cases with unknown age are included.
**Hospitalized cases are available in jurisdictions in COVID-19 Case Surveillance Public Use Data, such as excluding respiratory status, from hospital admission for pregnancy-related outcomes, such as delivery.
†Data are from the National Healthcare Safety Network (CDC) cross-sectional hemodialysis unsuppressed, an advanced life support hospital unit for patients with life-threatening heart problems or injuries.
‡Other race includes non-Hispanic American Indian or Alaska Native or non-Hispanic Native Hawaiian or Other Pacific Islander.

Data Downloads and Footnotes

Expand each section to view data table and download data

Data Table for Cases of COVID-19 during Pregnancy

CDC | Data as of Tuesday, April 12, 2022 1:36 PM ET Posted: Tuesday, April 12, 2022 4:21 PM ET

Download Data

Category	Value
Total Cases	198598
Total Deaths	287
Total Cases with Known Age	198598
Total Cases with Unknown Age	0
Total Cases 10 years	0
Cases under 15 years	474
Cases 15 to 19 years	9914
Cases 20 to 24 years	26284
Cases 25 to 29 years	58292
Cases 30 to 34 years	58094
Cases 35 to 39 years	27743
Cases 40 to 44 years	6412
Cases 45 to 49 years	1222
Cases 50 to 54 years	762
Total Cases with Known Race/Ethnicity	171270
Percent Cases with Known Race/Ethnicity	86.2
Total Cases Hispanic or Latino	64149
Total Cases Asian, Non-Hispanic	5797
Total Cases Black, Non-Hispanic	16993
Total Cases White, Non-Hispanic	68342
Total Cases Multiple, Non-Hispanic	8285
Total Hospitalized Cases	31959
Total Cases Known Hospitalization Status	160857
Percent with Known Hospitalization Status	81
Total Cases with Known ICU Status	16764
Percent with Known ICU Status	8.4
Total ICU Cases	731
Total Ventilation Cases	145
Total ECMO Cases	76
Percent Cases with Known Ventilation Status	6.9
Percent with Known ECMO Status	6.4
Total ICU Cases	731
Total Ventilation Cases	145
Total ECMO Cases	76
Percent Cases with Known Pregnancy Status	100
Total Cases with Known Diagnosis Date	198598

Data Table for Cases of COVID-19 Among Pregnant Women by Week of Diagnosis

CDC | Data as of Tuesday, April 12, 2022 1:36 PM ET Posted: Tuesday, April 12, 2022 4:21 PM ET

Download Data

Week of COVID-19 Diagnosis	Number of Cases
2020-01-26	3
2020-02-09	5
2020-02-10	1
2020-02-23	4
2020-03-01	51
2020-03-08	180
2020-03-15	1
2020-03-22	102
2020-03-29	1231
2020-04-05	1094
2020-04-12	1113
2020-04-19	1180
2020-04-26	1196
2020-05-03	1222
2020-05-10	1222
2020-05-17	1208
2020-05-24	1179
2020-05-31	1295
2020-06-07	1843
2020-06-14	1747
2020-06-21	2167
2020-06-28	2489
2020-07-05	2557
2020-07-12	2421
2020-07-19	2257
2020-07-26	2008
2020-08-02	1842
2020-08-09	1658
2020-08-16	1559
2020-08-23	1303
2020-08-30	1149
2020-09-06	1197
2020-09-13	1437
2020-09-20	1407
2020-09-27	1429
2020-10-04	1795
2020-10-11	2074
2020-10-18	2239
2020-10-25	2485
2020-11-01	2178
2020-11-08	2047
2020-11-15	2347
2020-11-22	3650
2020-11-29	4741
2020-12-06	4638
2020-12-13	4396
2020-12-20	4096
2020-12-27	5036
2021-01-03	5500
2021-01-10	3891
2021-01-17	3399
2021-01-24	2808
2021-01-31	2284
2021-02-07	1967
2021-02-14	1629
2021-02-21	1521
2021-02-28	1467
2021-03-07	1556
2021-03-14	1686
2021-03-21	1733
2021-03-28	1764
2021-04-04	1987
2021-04-11	1867
2021-04-18	1586
2021-04-25	1470
2021-05-02	1265
2021-05-09	1054
2021-05-16	890
2021-05-23	697
2021-05-30	614
2021-06-06	579
2021-06-13	493
2021-06-20	615
2021-06-27	729
2021-07-04	991
2021-07-11	1340
2021-07-18	1543
2021-07-25	1554
2021-08-01	1606
2021-08-08	1734
2021-08-15	1784
2021-08-22	1987
2021-08-29	2167
2021-09-05	2192
2021-09-12	1868
2021-09-19	1746
2021-09-26	1625
2021-10-03	1427
2021-10-10	1229
2021-10-17	1092
2021-10-24	1086
2021-10-31	1113
2021-11-07	1032
2021-11-14	1087
2021-11-21	1159
2021-11-28	1188
2021-12-05	1268
2021-12-12	1542
2021-12-19	2042
2021-12-26	5695
2022-01-02	5183
2022-01-09	3947
2022-01-16	2680
2022-01-23	1441
2022-01-30	1411
2022-02-06	934
2022-02-13	717
2022-02-20	441
2022-02-27	298
2022-03-06	220
2022-03-13	197
2022-03-20	197
2022-03-27	141
2022-04-03	50
2022-04-10	1

Data Table for Deaths and ICU Admissions Among Pregnant Women with COVID-19 by Month

CDC | Data as of Tuesday, April 12, 2022 1:36 PM ET Posted: Tuesday, April 12, 2022 4:21 PM ET

Download Data

Year	Month	Number of Deaths	Number of ICU Admissions
2020	September	5	32
2021	September	34	32
2021	December	11	32
2022	February	7	6
2020	October	10	29
2021	November	15	28
2022	March	0	2
2020	August	29	62
2020	August	8	31
2021	March	10	15
2020	July	14	34
2020	April	1	18
2020	March	13	88
2020	June	12	42
2021	November	14	28
2021	April	10	24
2020	November	4	15
2022	January	13	25
2021	October	20	19
2021	October	20	19
2021	January	18	28
2021	July	9	40
2021	June	1	15
2021	May	12	29
2021	May	4	19

Footnotes

*This webpage is updated weekly. The cases reported include only confirmed cases with laboratory evidence of SARS-CoV-2 infection.

About This Data

All data on this page come from the National Infection with 2019 Novel Coronavirus Case Report Form. There are currently 56 U.S. affiliated jurisdictions reporting cases of COVID-19 to CDC. The 50 states, District of Columbia, Guam, New York City, the Northern Marianas Islands, Puerto Rico, and the U.S. Virgin Islands. Only about a third of case report forms include information on pregnancy status. Therefore, these data underestimate the number of pregnant women with COVID-19 in the U.S. Data on COVID-19 in pregnant women are collected through passive reporting and are subject to important reporting biases. Increases in the number of cases of COVID-19 among pregnant women are largely due to the updating of pregnancy status among already reported cases. Case numbers reported on other websites may differ from what is posted on this page because of differences in reporting practices, such as counting cases in pregnant women who are tested for COVID-19 in addition to those reporting symptoms and CDC's website may occur due to the timeliness of reporting and validation of the data. The process used for finding and confirming cases reported by other sites may differ. Case counts may fluctuate from week to week due to data quality and cleaning processes.

Since October 2020, CDC has included reports of cases of COVID-19 among pregnant women who are younger than age 5 and older than age 50 in the analysis. Because of the small number of cases in these age groups, the analysis of cases among women younger than 5 or older than 50 are less likely to be true pregnancies, and more likely to be data errors. Cases with unknown age are still included.

For more information on how CDC collects COVID-19 surveillance data, see https://covid.cdc.gov/covid-data/.

For information on the multiple efforts CDC is supporting to understand the impact of COVID-19 on pregnant women and infants, see Investigating the Impact of COVID-19 during Pregnancy.

For surveillance data on birth and infant outcomes from the Surveillance for Emerging Threats to Mothers and Babies Network (SET-NET) see COVID-19 during Pregnancy: Birth and Infant Outcomes.

Looking for data on birth and infant outcomes among women with COVID-19?

Visit CDC's Birth and Infant Outcomes data page for information on delivery type, preterm birth, and infant test results.

Want to learn more about COVID-19 risk for pregnant women and those who are breastfeeding?

Pregnancy, Breastfeeding, and Testing, Breastfeeding, and caring for newborns during the COVID-19 pandemic,including information on COVID-19 vaccination for people who are pregnant or breastfeeding

Cite COVID Data Tracker

Centers for Disease Control and Prevention. COVID Data Tracker. Atlanta, GA: US Department of Health and Human Services, CDC; 2022, April 13. https://covid.cdc.gov/covid-data-tracker

COVID-19 Home >

All COVID-19 topics including prevention, travel, work, and school