



## COVID-19

# Archive of COVID-19 Vaccination Data Updates

Updated Mar. 26, 2022

CDC reports COVID-19 vaccination data online on [COVID Data Tracker](#) and in vaccination [datasets](#). Sharing timely and accurate information with the public is a core activity of the emergency response. Accurate and timely reporting from jurisdictions drives the information reported by CDC. All reported numbers may change over time as historical data are reported to CDC.

## Historical Updates

CDC communicates events that affect vaccine data through footnotes on COVID Data Tracker (CDT). This section serves as an archive of footnotes for historical COVID-19 vaccine data updates. Reported changes to COVID-19 vaccine data can occur for the following reasons:

- Updates to COVID-19 vaccine policy and guidance/recommendations
- Data changes outside scheduled [Record Management](#) events
- Changes in reporting methods
- Adjustments made due to errors (such as syncing errors)

### Vaccination Data Updates:


- **March 11, 2022:** New Hampshire reviewed data and made adjustments to their reporting, resulting in a decrease of 91,294 for the number of vaccine doses administered since December 14, 2020. The adjustment is the result of updates to how pharmacies report data to CDC and/or the jurisdictions.
- **March 10, 2022:** CDC has removed count-based options from the map views on [Vaccinations in the US](#). This information is still available for download and continues to appear on the map when hovering over a specific jurisdiction when the relevant rate or percentage-based metric is selected.
- Beginning **March 9, 2022**, CDC attributes vaccine recipients to their jurisdiction of residence for the “People Receiving Dose 1” metric on [Vaccination Trends](#). Previously, this metric attributed recipients to the jurisdiction where vaccine was administered.
- Due to a data processing issue on **February 27, 2022**, vaccination data were not updated on CDC COVID Data Tracker and reflect data as of **February 26, 2022**. CDC is actively working to address this issue and the data will be updated when available.
- **February 25, 2022:** New Hampshire reviewed data and made adjustments to reporting, resulting in a decrease of 209,146 for the number of vaccine doses administered since December 14, 2020. The adjustment is the result of updates to how pharmacies report data to CDC and/or the jurisdictions.
- On **January 25, 2022**, Idaho began providing vaccine data for recipients younger than 18 years of age to CDC. This resulted in an increase of 177,996 doses administered.
- On **January 20, 2022**, data review and reporting adjustments resulted in a decrease of 12,298 vaccine doses administered in Hawaii since December 14, 2020.

- On **January 19, 2022**, CDC changed the address algorithm for the Bureau of Prisons (BOP) and Department of Defense (DOD) to better align vaccine administration counts with the residential county of the recipient instead of the county where vaccine was administered. The change produced no net change for vaccination records at the national level and minimal impact at the jurisdiction level. The greatest impact was at the county level.
  - Residential counties located near DOD facilities will see increases in vaccine administration counts, and counties where DOD facilities are located will see decreases in vaccine administration counts.
- **Beginning January 19, 2022:** CDC is not displaying county-level data for residents of **Barnstable, Dukes, and Nantucket counties in Massachusetts** because of the small populations in these counties. This includes residents who received vaccines in other states or counties.
  - Massachusetts does not provide data directly to CDC. From January 27, 2021 to January 18, 2022, vaccination data was provided from other entities on residents of the affected counties who were vaccinated in other state/counties. This data was displayed on the CDC COVID Data Tracker, but without complete reporting, it creates artificially low numbers for these counties which is why this data will no longer be displayed.
- Due to a data processing issue on **January 7, 2022**, vaccination delivery data were not updated on CDC COVID Data Tracker and reflect data as of January 6, 2022. CDC is actively working to address this issue and the data will be updated when available.
- **December 30, 2021:** CDC updated 349 incorrect census county-level population denominators. This update does not impact the overall number of people who have received at least one dose of a COVID-19 vaccine or the overall number of people who are fully vaccinated. The update does impact the percentage of populations within 189 counties who have received at least one dose or who are fully vaccinated.
- **December 10, 2021: North Carolina** identified an issue on December 10, 2021 at the federal level with linking data across different vaccine sites (i.e., retail pharmacy, local health department, doctor's office).
  - This resulted in an undercount of “fully vaccinated people with a booster dose” in North Carolina. This issue is being evaluated for resolution.
- On **November 18, 2021**, CDC updated the demographic data to use the date of vaccine administration instead of the date when the vaccination was reported to CDC.
- Beginning **November 18, 2021**, vaccination demographic data now include Texas.
- **November 2021: West Virginia** recently conducted an internal review of COVID-19 vaccine administrative data and determined that there was a lag in some of their data uploads to CDC Data Clearing House (DCH).
  - Beginning November 15, 2021 and continuing through December 9, West Virginia submitted multiple files to DCH containing administration records from July through November of this year, which resulted in an increase of 1.47 million administration records for the state.
- On **November 14, 2021**, a temporary network outage at CDC occurring Friday, November 12, 2021 resulted in vaccine administration files from 13 partner entities not being properly processed and resulted in 281,912 records being omitted. The omitted 281,912 records are included in the data for Sunday, November 14, 2021.
- On **November 5, 2021**, population estimates for all territories and protectorates (excluding Puerto Rico) have been updated using the 2020 US Census International Data Base.
- On **November 2, 2021**, CDC recommended use of the *Pfizer-BioNTech Vaccine for children ages 5 through 11* for the pediatric population ages 5 to 11. The *Pfizer-BioNTech COVID-19 Vaccine* recommended for adults and adolescents has not been recommended for use among children ages 5 through 11.
- **November 1, 2021:** Hawaii does not provide CDC with county-of-residence information. As such, CDC is suppressing county-level data for Hawaii residents, including those who received vaccines in other states or territories.
  - From October 22 to October 31, 2021, vaccination data on residents of Hawaii receiving vaccines in other states were displayed on COVID Data Tracker.
- On **October 29, 2021**, data review and reporting adjustments for Kentucky resulted in a decrease of 411,224 doses administered. The adjustments are the result of updates to how pharmacies report data to CDC and/or the jurisdictions.
- On **October 26, 2021**, CDC corrected an error in the census denominators used to calculate percentage-based metrics for the population ≥ 65 years of age in Puerto Rico. No other population groups were affected.
  - The census counts for the population aged 65 years and older in Puerto Rico increased from 542,928 to 679,656 people.
  - The census counts for the population aged 65 years and older in the US increased from 54,696,581 to 54,833,309 people.
  - CDC will update its historical data on [data.cdc.gov](https://data.cdc.gov) to reflect these corrections



CDC will update its historical data on [data.cdc.gov](https://data.cdc.gov) to reflect these corrections.

- On **October 24, 2021**, CDC identified and corrected a processing error for percent of fully vaccinated people in 50+ years of age with a booster dose. This error resulted in a higher percentage of people reported with a booster dose in the age group of 50+ for October 22 and 23, 2021.
- On **October 22, 2021**: County-level graphics include Texas vaccination data. Texas and CDC collaborated to update how Texas submits aggregate vaccination data to enhance the information provided on CDC COVID Data Tracker.
- On **September 29, 2021**: CDC identified and corrected a processing error after reporting adjustments were made for Texas. This error resulted in a higher count for the total number of people who were fully vaccinated in the state.
- On **September 28, 2021**, reporting adjustments for Texas resulted in a decrease of 91,119 doses.
- On **September 23, 2021**, data review and reporting adjustments resulted in a decrease in the number of vaccine doses administered for Washington State of 473,191 doses. The adjustments are the results of updates to how pharmacies report data to CDC and/or the jurisdictions.
- Due to a short network outage at CDC on **August 14, 2021**, some of the vaccine administration files were not ingested on August 15, 2021. Counts from these files are not reflected in the 6am counts for August 15, 2021 but will be in August 16, 2021 counts. This affected 11 entities for a grand total of 66,326 vaccine administrations.
- The Federal Pharmacy Partnership for Long-Term Care (LTC) Program was a partnership between CDC and CVS, Walgreens, and Managed Health Care Associates, Inc. The program offered on-site COVID-19 vaccination services for residents of nursing homes and assisted living facilities. The federal Pharmacy Partnership for LTC Program was in effect after vaccines became available to April 23, 2021, and related COVID-19 Data Tracker pages were removed on **October 7, 2021**. Historical data, previously available for download, that reflects the Pharmacy Partnership for LTC Program have been archived and are available on [cdc.gov](https://cdc.gov). All vaccine doses administered to residents and staff of nursing homes and assisted living facilities continue to be represented in their appropriate jurisdiction totals.
- On **August 31, 2021**, CDC updated its algorithm for assigning a race/ethnicity category for vaccine recipients to align with U.S. Census Bureau race/ethnicity classifications. As a result, approximately 4.5 million vaccine recipients where a valid race was reported in conjunction with "other" race who were previously categorized as "Non-Hispanic Multiracial" are now categorized into a single race/ethnicity group.
- Beginning **August 9, 2021**, submitting entities will have the ability to update or delete previously submitted records using new functionality available in CDC's Data Clearinghouse. Use of this new functionality may result in fluctuations across metrics on the CDC COVID Data Tracker as historical data are updated or deleted. The functionality will also allow for more accurate reporting and improved data quality.
- On **July 1, 2021**, data review and reporting adjustments resulted in a larger-than-usual increase in the number of vaccine doses administered for Arizona and Puerto Rico of 258,590 and 465,704 doses respectively. The adjustment is the result of CDC and the jurisdictions actively working to correct data transmission errors.
- On **June 30, 2021**, data review and reporting adjustments resulted in an increase in the number of vaccine doses administered for North Carolina of 621,198 doses since December 2020. The adjustment is the result of updates to how pharmacies report data to CDC and/or the jurisdictions.
- On **June 25, 2021**, data review and reporting adjustments resulted in a decrease in the number of vaccine doses administered for New Jersey of 331,640 doses and a smaller-than-usual increase for New Hampshire of 6,449 doses. The adjustments are the result of updates to how pharmacies report data to CDC and/or the jurisdictions.
- Demographic Trends of People Receiving COVID-19 Vaccinations in the United States previously showed "date administered" erroneously. This has been replaced with "date reported to CDC" as of **June 24, 2021**.
- During a system upgrade, CDC identified vaccine administration records from files that were previously received but not fully processed. Completion of processing on **June 14, 2021** has resulted in a net increase of 339,047 vaccine administration counts. By jurisdiction, the net increases are: CT (+39), DC (+4,528), FL (+132,008), GU (+1,607), ID (+8,081), IHS (+42), IL (+62,731), IN (+37,621), LA (+19,321), MA (+2,594), MH (+285), MN (+118), MO (+36,582), MT (+37), NY (+1,571), OK (+15,370), TN (+32,588), VA (+305), VI (+94), WI (+2,645), WV (+1,489). Vaccine administration counts for the following jurisdictions will decrease: NJ (-20,609).
- On **June 14, 2021**, CDC corrected an error in the Census denominators used to calculate percentage-based metrics for the U.S. population ages 12 years and older, 18 years and older, and 65 years and older. No other population groups were affected.
  - The census counts for the population ages 12 years and older increased from 280,216,744 to 283,545,812 people (+3,329,068).
  - The census counts for the population ages 18 years and older increased from 258,130,580 to 258,259,833 people (+129,253).

– The census counts for the population ages 65 years and older decreased from 54,696,898 to 54,696,581 people (-317).

- On **June 10, 2021**, a data synchronization error resulted in a number of records missing the 6 AM ET cutoff for inclusion the same day on CDT. Records were instead being included on CDT the following day. The issue has been resolved and data are correctly synchronized as of June 17, 2021.
- On **June 6, 2021**, the total number of administered doses for New Mexico was incorrectly reported as 1,903,485 due to a data processing error, which has been amended. The correct total for NM on June 6, 2021, was 2,175,419 administered doses.
- **May 2021: New Hampshire** lifted its national COVID-19 emergency response declaration in May 2021, which allows vaccine recipients to opt out of having their COVID-19 vaccinations included in the state's Immunization Information System registry. As such, data submitted by New Hampshire since May 2021 may not be representative of all COVID-19 vaccination occurring in the state.
- On **May 27, 2021**, the total doses administered data posted to COVID Data Tracker for Vermont showed a decrease in doses administered. This is an accurate reflection of the data and is the result of ongoing efforts to improve the data quality of records reported from Vermont.
- On **May 27, 2021**, the New Hampshire 'at least one dose' values posted to Tracker appeared lower than that reported the day prior (May 26, 2021). This correction is accurate and is due to New Hampshire and CDC collaboratively correcting data transmission errors.
- On **May 25, 2021**, the 7,836,063 administered doses reported for Long-Term Care Facilities (LTCF), were fewer by 4,105 records compared to the 7,840,168 reported on May 24, 2021. This was due to an error in data processing that has now been corrected. The data for May 26, 2021 accurately reflect total LTCF doses.
- On **May 16, 2021**, the total number of administered doses for the US and New Hampshire were incorrectly reported. This was due to an error in data processing. The data for May 16, 2021 have been updated and now correctly report the total administered doses of 272,925,411 for the US, and 1,211,530 for New Hampshire.
- On **May 13, 2021**, the number of persons aged <18 years, who had received at least 1 dose of vaccine was incorrectly reported as 3,687,617 on the Vaccinations Demographics page. This was due to inclusion of those ages 18 years in the <18 years group. This error has been corrected. The correct number for May 13, 2021 is 2,340,538.
- On **May 13, 2021**, CDC updated its methodology for calculating age-based metrics for Texas. Effective May 13, 2021, to calculate age-based metrics, CDC assumes: Residents of Texas who receive a vaccination in a different state or territory are not attributed to Texas in their population-based metrics but are still included in national-level metrics. All people receiving vaccinations in Texas are considered Texas residents of Texas. The percentage of total doses that were administered to people in each age group (ages 12 years and older, ages 18 years and older, and ages 65 years and older) is the same as both the percentage of people who received at least one dose and the percentage of fully vaccinated people within each age group. CDC estimates the "at least one dose" metric for these populations of Texas by first obtaining the percentage of the three population groups who have received 'at least one dose' from Texas. CDC then multiplies this percentage by the count for the total population receiving at least one dose in Texas. CDC repeats the same calculations to estimate the "fully vaccinated" metrics for the three population groups. These values will also be included in the topline national totals for 12+, 18+, and 65+.
- On **May 7, 2021**, the COVID-19 Vaccine Tracker was updated to reflect the revised Moderna emergency use authorization (EUA) to account for the new 14 dose vial as authorized by the [Food and Drug Administration \(FDA\)](#)[external icon](#)  . Moderna deliveries to a jurisdiction on or after May 7, 2021, will reflect this combination of fourteen dose and ten dose vials; historical data will not be updated. The change to the Moderna dosage increases the number of doses delivered relative to the number of doses administered.
- On **May 7, 2021**, the New Hampshire "total doses administered" value posted to Tracker was lower than that reported on the two prior days (May 5 and 6, 2021). This downward correction is accurate and is due to New Hampshire and CDC collaboratively correcting data transmission errors. Updates will be provided as available.
- On **May 6, 2021**, 2,406,932 new doses administered were initially reported on the Vaccination Trends Daily Count metric in error. The site has since been updated, and the Daily Count metrics now accurately reflect the total doses administered for May 6, 2021.
- On **May 6, 2021**, the total doses administered data posted to Tracker for New Hampshire was the same as those reported the day before (May 5, 2021). New Hampshire and CDC are actively working to reconcile counts at this time. Updates will be provided as available.
- On **April 19, 2021**, the population metrics for 65+ Texas residents dropped from the metrics reported on April 18, 2021. This was due to a schedule delay in updating the calculation used to infer the 65+ population metrics. The issue was

resolved on April 19, 2021 and metrics accurately reflect the total doses administered. This did not affect any other states, but did affect the total US estimates for 65+.

- On **April 13, 2021**, the total doses administered data posted to Tracker inadvertently included 221,081 duplicate doses affecting Vermont (6,605), Georgia (102,711), Illinois (64,886), West Virginia (60), and Maine (46,819). The issue has since been resolved and totals for April 14, 2021 accurately reflect the total doses administered.
- On **April 6, 2021**, improvements in reporting vaccine recipient race/ethnicity data to CDC resulted in an increase in the number of people for whom race/ethnicity data are available. These improvements will continue to allow for better race/ethnicity data reporting.
- Due to a data synchronization error between **April 3 and 5, 2021**, the daily count of doses reporting “Unknown Age” in the COVID-19 Case Surveillance Public Use Data incorrectly appeared higher than expected. The issue was resolved on April 6, 2021, and the count of doses reporting “Unknown Age” now accurately reflects the totals reported to CDC.
- On **April 2, 2021**, New York State showed a higher than usual increase in doses administered. This is an accurate reflection of the data and is the result of a delay in records reported from New York.
- Since **March 29, 2021**, the total number of doses delivered, and total number of doses administered by dialysis centers participating in the Federal Dialysis Center Program are reflected in national totals and in jurisdictional totals.
- Due to a delay in data syncing on **March 13, 2021**, 4,575,496 new doses administered were initially reported, which included records that were reported after 6:00 AM ET (the regular cutoff time for daily reporting). The site has since been updated to reflect the totals reported as of March 13 at 6:00 AM ET. Totals for **March 14, 2021** reflect the number of doses reported through the regular daily reporting period.
- Dose counts for the state of Connecticut were updated **March 13, 2021** to correct for data transmission errors that began on February 20, 2021. Since that date, first doses have been slightly overcounted and second doses have been slightly undercounted.
- As of **March 12, 2021**, to calculate national population estimates, CDC uses, as a denominator, a combination of:
  - The 2019 National Census Population Estimates from the [US Census Bureau Annual Estimates of the Resident Population for the United States](#)  (including the District of Columbia [DC]) and Puerto Rico and the 2018 CIA World Factbook population estimates for US territories and freely associated states (American Samoa, the Federated States of Micronesia, Guam, the Commonwealth of Northern Mariana Islands, Republic of Palau, the Republic of the Marshall Islands, and US Virgin Islands).
  - The algorithm used to calculate the age of persons who have received vaccine has been updated to address variability in how jurisdictions report age-related information (e.g., report date of birth, year of birth, age).
- On **March 5, 2021**, doses were removed from the delivered doses totals for Maryland (98,475 doses), Pennsylvania (239,900 doses), and Virginia (91,950 doses) because it was determined that the doses, while delivered to federal facilities in those states, were not intended for vaccinating persons living in the region.
- On **February 28, 2021**, CDC released an official recommendation to use the J&J/Janssen COVID-19 vaccine for people ages 18 and older. Shipments to jurisdictions began on March 2, 2021.
- On **February 23, 2021**, the total numbers of national doses delivered show larger-than-typical daily increases. This is an accurate reflection of the data and is the result of recent weather events causing a backlog of vaccine delivery to many parts of the United States.
- On **February 19, 2021**, and **February 20, 2021**, the total numbers of national aggregate doses delivered were incorrect. That’s because deliveries to federal entities were inadvertently counted twice; the totals should have been 74,108,895 and 74,979,165, respectively.
- **February 15, 2021**, the COVID-19 Vaccine Tracker was updated to reflect the revised Pfizer-BioNTech emergency use authorization (EUA) to allow the use of a sixth dose, if present in a vial, as authorized by the [Food and Drug Administration \(FDA\)](#) . Pfizer-BioNTech deliveries to a jurisdiction on or after February 15, 2021, will reflect this increase to six doses per vial compared to five doses; historical data will not be updated. The change to the Pfizer-BioNTech dosage increases the number of doses delivered relative to the number of doses administered.
- **The total doses administered can be greater than the total doses distributed.** This is because vials of the Pfizer-BioNTech COVID-19 vaccine officially contain at least five doses but can contain an additional sixth dose. Use of this sixth dose, if present, is authorized by FDA. Before **February 15, 2021**, the sixth dose was not reflected in the doses delivered totals; however, if administered, doses were reflected in the doses administered totals.
- From **December 21, 2020** through **January 13, 2021**, Virginia transferred 17,550 doses and Maryland transferred 16,000 doses to the District of Columbia (DC) for administration to persons from the region who were vaccinated in DC. This approved transfer of inventory is reflected in the totals presented on the CDC COVID Data Tracker to accurately reflect

the inventory made available to each jurisdiction. Because of how and when (i.e., early in the vaccination program) these transfers occurred, they may not be reflected in totals presented within other inventory management systems (e.g., the Vaccine Tracking System [VTrckS]).

- **December 14, 2020:** Doses reported as administered before the beginning of the national vaccination program on 12/14/2020 are not included in the figures but are included in the cumulative count of total doses administered in the CDC COVID Tracker.

## Record Management

Jurisdictions continuously receive new and updated vaccination information from partners that may require updating and/or deleting older records to maintain current data accuracy. Occasionally, an organization will delete a record with data fields that cannot be updated and upload a replacement record with the correct information. As part of ongoing efforts to improve data quality and maintain accurate COVID-19 vaccination information, CDC has been working with states to remove duplicate or incorrect vaccination records and to add replacement records. These collaborative updates help to ensure CDC is publicly providing the best, most up-to-date data. This option became available for select entities on July 14, 2021 and was expanded to all entities starting August 9, 2021. Historical update and delete events for reporting entities and their impacts on vaccine data are reported below.

### Scheduled Vaccination Data Updates

- **March 25, 2022:** Illinois made updates to data previously submitted to CDC that resulted in a decrease of 22,574 doses administered.
- **March 25, 2022:** New Jersey made updates to data previously submitted to CDC that resulted in an increase of 3,715 doses administered.
- **March 18, 2022:** Illinois made updates to data previously submitted to CDC that resulted in a decrease of 32,506 doses administered.
- **March 16, 2022:** Puerto Rico made updates to data previously submitted to CDC that resulted in an increase of 1,173 doses administered.
- **March 11, 2022:** Illinois made updates to data previously submitted to CDC that resulted in a decrease of 40,332 doses administered.
- **March 11, 2022:** New Jersey made updates to data previously submitted to CDC that resulted in an increase of 2,928 doses administered.
- **March 04, 2022:** Illinois made updates to data previously submitted to CDC that resulted a decrease of 18,988 doses administered.
- **March 03, 2022:** California made updates to data previously submitted to CDC that resulted in an increase of 16,930 doses administered.
- **March 01, 2022:** Michigan made updates to data previously submitted to CDC that resulted in a decrease of 13,028 doses administered.
- **February 18, 2022:** Illinois made updates to data previously submitted to CDC that resulted in a decrease of 20,754 doses administered.
- **February 18, 2022:** New Jersey made updates to data previously submitted to CDC that resulted in an increase of 12,473 doses administered.
- **February 17, 2022:** A federal entity made updates to data previously submitted to CDC that resulted in an increase of 4,251 doses administered.
- **February 11, 2022:** Illinois made updates to data previously submitted to CDC that resulted in a decrease of 58,355 doses administered.
- **February 11, 2022:** New Jersey made updates to data previously submitted to CDC that resulted in an increase of 14,616 doses administered
- **February 9, 2022:** Utah made updates to data previously submitted to CDC that resulted in an increase of 73,002 doses administered.

- **February 4, 2022:** Illinois made updates to data previously submitted to CDC that resulted in a decrease of 75,630 doses administered.
- **February 4, 2022:** New Jersey made updates to data previously submitted to CDC that resulted in an increase of 32,976 doses administered.
- **February 3, 2022:** Alaska made updates to data previously submitted to CDC that resulted in a decrease of 3,945 doses administered.
- **January 28, 2022:** New Jersey made updates to data previously submitted to CDC that resulted in an increase of 26,796 doses administered.
- **January 28, 2022:** Illinois made updates to data previously submitted to CDC that resulted in a decrease of 14,973 doses administered.
- On **January 27, 2022**, California made updates to data previously submitted to CDC that resulted in a decrease of 1,593,072 doses administered for California and a decrease of 800,606 doses administered at the National level (national level decrease factors in new administrations reported by other jurisdictions).
- **January 21, 2022:** Illinois made updates to data previously submitted to CDC that resulted in a decrease of 29,394 doses administered.
- **January 21, 2022:** New Jersey made updates to data previously submitted to CDC that resulted in an increase of 34,238 doses administered.
- **January 20, 2022:** Georgia made updates to data previously submitted to CDC that resulted in an increase of 139 doses administered.
- **January 20, 2022:** Wyoming made updates to data previously submitted to CDC that resulted in an increase of 2,761 doses administered.
- **January 20, 2022:** Pennsylvania made updates to data previously submitted to CDC that resulted in an increase of 206,575 doses administered.
- **January 19, 2022:** Idaho added 20,015 records for persons aged 18 years not previously submitted to CDC.
- **January 14, 2022:** Illinois made updates to data previously submitted to CDC that resulted in a decrease of 4,868 doses administered.
- **January 13, 2022:** Colorado made updates to data previously submitted to CDC that resulted in an increase of 47,260 doses administered.
- **January 13, 2022:** North Carolina made updates to data previously submitted to CDC that resulted in an increase of 41,000 doses administered.
- **January 13, 2022:** Hawaii made updates to data previously submitted to CDC that resulted in an increase of 318,481 doses administered.
- **January 11, 2022:** New Jersey made updates to data previously submitted to CDC that resulted in an increase of 31,680 doses administered.
- **January 6, 2022:** California updated 22,696,262 records previously submitted to CDC. This did not result in a change to the number of doses administered.
- **December 30, 2021:** Illinois made updates to data previously submitted to CDC that resulted in a decrease of 58,731 doses administered.
- **December 29, 2021:** South Dakota made updates to data previously submitted to CDC that resulted in an increase of 3,074 doses administered.
- **December 28, 2021:** Updates were made to data previously submitted to CDC that resulted in a decrease of 9,436 doses administered.
- **December 23, 2021:** Illinois made updates to data previously submitted to CDC that resulted in a decrease of 4,916 doses administered.
- **December 23, 2021:** West Virginia made updates to data previously submitted to CDC that resulted in a decrease of 651,436 doses administered.
- **December 22, 2021:** New Jersey made updates to data previously submitted to CDC that resulted in an increase of 25,151 doses administered.
- **December 21, 2021:** Pennsylvania made updates to data previously submitted to CDC that resulted in a decrease of 101,475 doses administered.

- **December 17, 2021:** New Mexico updated 2,213 records, previously submitted to CDC. This did not result in change to number of doses administered.
- **December 16, 2021:** Illinois made updates to data previously submitted to CDC that resulted in a decrease of 22,422 doses administered.
- **December 9, 2021:** Illinois made updates to data previously submitted to CDC that resulted in an increase of 53,344 doses administered.
- **December 2, 2021:** Illinois made updates to data previously submitted to CDC that resulted in a decrease of 46,380 doses administered.
- **November 23, 2021:** Pennsylvania made updates to data previously submitted to CDC that resulted in a decrease of 1,151,719 doses administered.
- **November 18, 2021:** Illinois made updates to data previously submitted to CDC that resulted in a decrease of 214,250 doses administered.
- **November 10, 2021:** North Dakota made updates to data previously submitted to CDC that resulted in an increase of 3,433 doses administered.
- **November 9, 2021:** Ohio made updates to data previously submitted to CDC that resulted in a decrease of 99 doses administered.
- **November 4, 2021:** Minnesota made updates to data previously submitted to CDC that resulted in an increase of 136,589 doses administered.
- **November 3, 2021:** Maryland made updates to data previously submitted to CDC that resulted in a decrease of 5,975 doses administered.
- **November 3, 2021:** A federal dialysis partner made updates to 30,556 records previously submitted to CDC that resulted in no net change in number of doses administered.
- **October 29, 2021:** Illinois made updates to data previously submitted to CDC that resulted in an increase of 316,351 doses administered.
- **October 27, 2021:** North Dakota made updates to data previously submitted to CDC that resulted in a decrease of 8,591 doses administered.
- **October 26, 2021:** New Mexico made updates to data previously submitted to CDC that resulted in a decrease of 179,565 administered doses.
- **October 22, 2021:** A federal retail pharmacy partner made updates to data previously submitted to CDC that resulted in a decrease of 563 records.
- **October 21, 2021:** South Dakota made updates to data previously submitted to CDC that resulted in a decrease of 11,366 records.
- **October 20, 2021:** North Carolina made updates to 7,727,520 records previously submitted to CDC that resulted in no net change in number of records.
- **October 8, 2021:** Michigan made updates to 9,632,251 records previously submitted to CDC that resulted in no net change in number of doses administered.
- **October 5, 2021:** North Carolina made updates to data previously submitted to CDC that resulted in an increase of 16,009 doses administered.
- **September 29, 2021:** Florida made updates to 3,001,563 records previously submitted to CDC that resulted in no net change in number of doses administered.
- **September 25, 2021:** Iowa made updated to data previously submitted to CDC that resulted in an increase of 4,928 doses administered.
- **September 24, 2021:** Virginia made updates to 9,172,838 records previously submitted to CDC that resulted in no net change in number of doses administered.
- **September 22, 2021:** New Jersey made updates to data previously submitted to CDC that resulted in a decrease of 16,888 doses administered.
- **September 16, 2021:** Ohio made updates to data previously submitted to CDC that resulted in a decrease of 54,677 doses administered.
- **September 13, 2021:** Alabama made updates to data previously submitted to CDC that resulted in an increase of 1,329 doses administered.



- **August 27, 2021:** Virginia made updates to data previously submitted to CDC that resulted in a decrease of 4,952 doses administered.
  - **August 25, 2021:** A federal entity made updates to data previously submitted to CDC that resulted in an increase of 3,818 doses administered.
  - **August 17, 2021:** Rhode Island made updates to data previously submitted to CDC that resulted in an increase of 1,386 doses administered.
  - **August 12, 2021:** Vermont made updates to data previously submitted to CDC that resulted in a decrease of 23,325 doses administered.
  - **August 4, 2021:** Colorado made updates to data previously submitted to CDC that resulted in an increase of 11,379 doses administered.
  - **July 23, 2021:** The number of doses administered by a national pharmacy provider decreased by 14,187 for the Federal Long-Term Care program.
  - **July 20, 2021:** A federal entity made updates to data previously submitted to CDC that resulted in a decrease of 159,648 doses administered.
  - **July 14, 2021:** Utah made updates to data previously submitted to CDC that resulted in an increase of 6,028 doses administered.
-