COVID Data Tracker

Maps, charts, and data provided by CDC, updates daily by 8 pm ET

COVID-19 Home ?

Use CDC's COVID-19 Community Levels to determine the impact of COVID-19 on communities and take action. Community Transmission Levels are provided for healthcare facility use only. Check back soon for COVID Data Tracker updates incorporating COVID-19 Community Levels.

United States
At a Glance

Cases Total	Deaths Total	Cases Today	Deaths Today	Current Hosp.	01-05 of People 5+ with
193,984	270,142	0	0	1,531	Vaccination Status
	Death Trends			Admitted Trends	Not Vaccinated
	Stable				Vaccinated

Data on COVID-19 during Pregnancy: Severity of Maternal Illness

Monitoring the impact of COVID-19 during pregnancy can protect pregnant women and their babies; maps, charts, and data provided by CDC are updated weekly.

View Footnotes and Download Data

Looking for data on birth and infant outcomes among pregnant women with COVID-19?
Visit CDC's Birth and Infant Outcomes data page for information on delivery type, preterm birth, and infant hospitalization.

Pregnant Women with COVID-19, United States, January 22, 2020 - March 21, 2022

TOTAL CASES*	TOTAL DEATHS
193,980	270

Cases of COVID-19 among Pregnant Women by Week of Diagnosis**

Data were collected from 193,980 women and date of diagnosis** was available for 193,980 (100%) women.

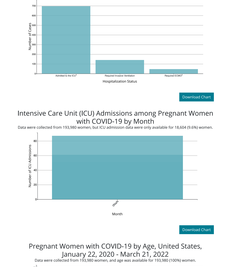

Download Chart

*Jurisdictions may take 2-4 weeks to confirm a case of SARS-CoV-2 in a pregnant woman and report it to CDC.

**Date of diagnosis is derived from the earliest date of either 1) when the case report was received by CDC from a jurisdiction or health department or 2) the earliest available date related to the illness or specimen collection.

More information on this dataset: COVID-19 Case Surveillance Public Use Data

Deaths* among Pregnant Women with COVID-19 by Month**

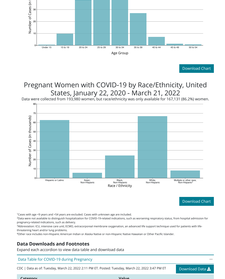

Download Chart

*Deaths reported by jurisdictional health departments reflect the most up-to-date information received by CDC based on preliminary reporting using the case report. Date of death is used for reporting, and if missing, then date of hospitalization is used. Delays may exist in reporting of deaths from national confirmation of SARS-CoV-2 infection.

** In July 2021, the Delta variant of SARS-CoV-2 became the predominant variant in the United States.

Pregnant Women with COVID-19 Who Were Hospitalized, United States, January 22, 2020 - March 21, 2022

Data were collected from 193,980 women, but Hospitalization data were only available for 156,576 (80.7%).

HOSPITALIZED CASES*
31,211

Pregnant Women with COVID-19 Admitted to the ICU, Who Required Invasive Ventilation, or Who Required ECMO, United States, January 22, 2020 - March 21, 2022

Data were collected from 193,980 women, but ICU admission data were only available for 18,604 (9.6%) women, invasive ventilation data were only available for 12,566 (6.5%) women, and ECMO data were only available for 12,624 (6.5%).

Download Chart

Intensive Care Unit (ICU) Admissions among Pregnant Women with COVID-19 by Month

Data were collected from 193,980 women, but ICU admission data were only available for 18,604 (9.6%) women.

Download Chart

Pregnant Women with COVID-19 by Age, United States, January 22, 2020 - March 21, 2022

Data were collected from 193,980 women, and age was available for 193,980 (100%) women.

Download Chart

Pregnant Women with COVID-19 by Race/Ethnicity, United States, January 22, 2020 - March 21, 2022

Data were collected from 193,980 women, but race/ethnicity was only available for 167,131 (86.2%) women.

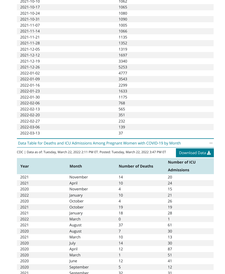

Download Chart

*Cases with age 10 years and 150 years are excluded. Cases with unknown age are included.
Deaths are not available to disaggregate hospitalizations for COVID-19 related indicators, such as experiencing respiratory status, from hospital admission for pregnancy-associated hospitalizations.
Hospitalization, ICU admission, and ECMO, invasive/assisted ventilation data are based on the subset of cases for which data are reported to CDC.
Women who are pregnant at the time of hospitalization are included.
Women who are pregnant, from Hispanic American Indian or Alaska Native or non-Hispanic Native Hawaiian or Other Pacific Islander.

Data Downloads and Footnotes

Expand each accordion to view data table and download options

Data Table for COVID-19 during Pregnancy

CDC | Data as of Tuesday, March 22, 2022 2:11 PM ET; Posted: Tuesday, March 22, 2022 3:47 PM ET — Download Data

Category	Value
Total Cases	193980
Total Deaths	270
Total Cases with Known Age	193980
Total Cases with Unknown Age	0
Percent Cases with Known Age	100
Cases under 15 years	464
Cases 15 to 19 years	16,966
Cases 20-24 years	38444
Cases 25 to 29 years	57033
Cases 30 to 34 years	52320
Cases 35 to 39 years	20984
Cases 40 to 44 years	6991
Cases 45 to 49 years	1292
Cases 50 to 54 years	286
Total Cases with Known Race/Ethnicity	167131
Percent Cases with Known Race/Ethnicity	86.2
Total Cases Hispanic or Latino	62513
Total Cases Asian, Non-Hispanic	5537
Total Cases Black, Non-Hispanic	24328
Total Cases White, Non-Hispanic	86749
Total Cases Multiple Race, Non-Hispanic	2021
Total Hospitalized Cases	156577
Total Cases with Known Hospitalization Status	156576
Percent with Known Hospitalization Status	80.7
Total Cases with Known ICU Status	18604
Percent with Known ICU Status	9.6
Total Cases with Known Ventilation Status	13564
Percent with Known Ventilation Status	7
Total Cases with Known ECMO Status	12624
Percent with Known ECMO Status	6.5
Total ICU Cases	696
Total Ventilation Cases	141
Total ECMO Cases	47
Percent Cases with Known Diagnosis Date	100
Total Cases with Known Diagnosis Date	193980

Data Table for Cases of COVID-19 Among Pregnant Women by Week of Diagnosis

CDC | Data as of Tuesday, March 22, 2022 2:11 PM ET; Posted: Tuesday, March 22, 2022 3:47 PM ET — Download Data

Week of COVID-19 Diagnosis	Number of Cases
2020-01-26	3
2020-02-02	1
2020-02-16	1
2020-02-23	3
2020-03-01	51
2020-03-08	180
2020-03-15	670
2020-03-22	1031
2020-03-29	1503
2020-04-05	1893
2020-04-12	1109
2020-04-19	1181
2020-04-26	1195
2020-05-03	1120
2020-05-10	1220
2020-05-17	1208
2020-05-24	1168
2020-05-31	1293
2020-06-07	1850
2020-06-14	1741
2020-06-21	2221
2020-06-28	2486
2020-07-05	2483
2020-07-12	2405
2020-07-19	2254
2020-07-26	1982
2020-08-02	1836
2020-08-09	1967
2020-08-16	1932
2020-08-23	1878
2020-08-30	1147
2020-09-06	1195
2020-09-13	1476
2020-09-20	1433
2020-09-27	1678
2020-10-04	1793
2020-10-11	2039
2020-10-18	2226
2020-10-25	2478
2020-11-01	3183
2020-11-08	3545
2020-11-15	3647
2020-11-22	3669
2020-11-29	3777
2020-12-06	4625
2020-12-13	4384
2020-12-20	4038
2020-12-27	5013
2021-01-03	4845
2021-01-10	3885
2021-01-17	2980
2021-01-24	2795
2021-01-31	2273
2021-02-07	1861
2021-02-14	1610
2021-02-21	1516
2021-02-28	1468
2021-03-07	1464
2021-03-14	1468
2021-03-21	1699
2021-03-28	1739
2021-04-04	1853
2021-04-11	1726
2021-04-18	1566
2021-04-25	1396
2021-05-02	1256
2021-05-09	1045
2021-05-16	883
2021-05-23	642
2021-05-30	609
2021-06-06	579
2021-06-13	526
2021-06-20	609
2021-06-27	726
2021-07-04	977
2021-07-11	1312
2021-07-18	1688
2021-07-25	1999
2021-08-01	2169
2021-08-08	2271
2021-08-15	2152
2021-08-22	2143
2021-08-29	1783
2021-09-05	1942
2021-09-12	1757
2021-09-19	1553
2021-09-26	1401
2021-10-03	1226
2021-10-10	1062
2021-10-17	1065
2021-10-24	1080
2021-10-31	1086
2021-11-07	1096
2021-11-14	1066
2021-11-21	1135
2021-11-28	1062
2021-12-05	1319
2021-12-12	1687
2021-12-19	2040
2021-12-26	3245
2022-01-02	4771
2022-01-09	3543
2022-01-16	2209
2022-01-23	1633
2022-01-30	1175
2022-02-06	768
2022-02-13	501
2022-02-20	309
2022-02-27	232
2022-03-06	139
2022-03-13	77

Data Table for Deaths and ICU Admissions Among Pregnant Women with COVID-19 by Month

CDC | Data as of Tuesday, March 22, 2022 2:11 PM ET; Posted: Tuesday, March 22, 2022 3:47 PM ET — Download Data

Year	Month	Number of Deaths	Number of ICU Admissions
2021	November	14	20
2021	April	16	24
2020	November	4	15
2021	January	16	21
2020	October	4	26
2021	February	19	19
2021	January	18	28
2022	March	0	1
2021	August	37	61
2020	August	7	30
2021	March	12	13
2020	July	14	39
2021	April	19	30
2020	March	1	51
2020	June	12	41
2020	September	5	12
2021	September	32	31
2021	December	11	38
2020	December	7	39
2022	February	8	6
2021	December	13	26
2021	July	9	40
2021	June	4	14
2021	May	12	46
2021	May	19	25

Footnotes

This webpage is updated weekly. The cases reported include only confirmed cases with laboratory evidence of SARS-CoV-2 infection.

About the Data

All data on this page come from the Human Infection with 2019 Novel Coronavirus Case Report Form. There are currently 50 U.S. affiliated jurisdictions reporting cases of COVID-19 to CDC. This includes 50 states, the District of Columbia, New York City, Puerto Rico, Guam, American Samoa, Northern Mariana Islands, U.S. Virgin Islands. Only about a third of case report forms include information on pregnancy status. Therefore, these numbers likely do not include all pregnant women with COVID-19 in the U.S. and must be interpreted with caution. The proportion of the pregnancy variable sometimes increases to improve each week. Increases in the total number of cases of COVID-19 among pregnant women are largely due to the updating of pregnancy status among cases reported previously and to reporting of cases among pregnant women that differ from what is posted on CDC's website because CDC's weekly case numbers are calculated through a confirmation process with each jurisdiction. Differences between reporting jurisdictions and CDC's website may also be due to different data processing and website updates. The process used for finding and reporting pregnancy status may differ. Case counts may fluctuate from week to week due to data quality and cleaning processes.

Since October 2020, CDC has excluded reports of cases of COVID-19 among pregnant women who are reported to have an unknown age. Since April 2021, CDC has excluded reports of cases of COVID-19 among reported as pregnant with ages younger than 10 years or older than 54 are less likely to be true pregnancies, and more likely to be data errors. Cases with unknown age are still included.

For more information on how CDC collects COVID-19 surveillance data, see FAQ: COVID-19 Data and Surveillance.

For information on the multiple efforts CDC is supporting to understand the impact of COVID-19 on pregnancy and infants, see Investigation of SARS-CoV-2 during Pregnancy.

For surveillance data on birth and infant outcomes from the Surveillance for Emerging Threats to Mothers and Babies Network (SET-NET) see COVID-19 during Pregnancy, Birth and Infant Outcomes.

For information on the multiple efforts CDC is supporting to understand the impact of COVID-19 on pregnancy and infants, see Investigation of SARS-CoV-2 during Pregnancy.

For surveillance data on birth and infant outcomes from the Surveillance for Emerging Threats to Mothers and Babies Network (SET-NET) see COVID-19 during Pregnancy, Birth and Infant Outcomes.

Looking for data on birth and infant outcomes among pregnant women with COVID-19?

Visit CDC's Birth and Infant Outcomes data page for information on delivery type, preterm birth, and infant test results

Want to learn more about COVID-19 risk for pregnant women and those who are breastfeeding?

Find more information and resources for pregnancy, breastfeeding, and caring for newborns during the COVID-19 pandemic,including information on COVID-19 vaccines while pregnant or breastfeeding

Cite COVID Data Tracker

Centers for Disease Control and Prevention. COVID Data Tracker. Atlanta, GA: US Department of Health and Human Services, CDC; 2022, March 23. https://covid.cdc.gov/covid-data-tracker

COVID-19 Home >

All COVID-19 topics including prevention, travel, work, and school