Use CDC's COVID-19 Community Levels to determine the impact of COVID-19 on communities and take action. Community Transmission levels are provided for healthcare facility use only. Check back soon for COVID Data Tracker updates incorporating COVID-19 Community Levels.

United States At a Glance

Cases Total 79,445,322	Case Trends	
Deaths Total 964,831	Death Trends	
Current Hosp. 31,165	Admission Trends	
81.6% of People 5+ with At Least One Vaccination		

Data Tracker Home
Cases, Deaths, & Testing
Case & Death Demographic Trends
Vaccination Delivery & Coverage
Vaccine Effectiveness & Breakthrough Surveillance
Health Equity
Pediatric
Pregnancy
People at Increased Risk
Wastewater Surveillance
Health Care Settings
Social Impact & Prevention
Variants & Genomic Surveillance
Antibody Seroprevalence
Other COVID-19 Data
Communications Resources
COVID-19 Home

Get Email Updates

Sign up to receive the COVID Data Tracker Weekly Review.

Email Address:

Email Address

What's this? Submit

Demographic Characteristics of People Receiving COVID-19 Vaccinations in the United States

Maps, charts, and data provided by CDC, updates daily by 8 pm ET[†]

The Centers for Disease Control and Prevention (CDC) is working with states to provide more information on the demographic characteristics of vaccinated people.

These demographic data only represent the geographic areas that contributed data and might differ by populations prioritized within each state or jurisdiction's vaccination phase. Every geographic area has a different racial and ethnic composition, and not all are in the same vaccination phase. These data are thus not generalizable to the entire US population.

Percentages displayed in the charts below represent the percent of people vaccinated for whom the demographic variable of interest is known.

About these data

How Do I Find a COVID-19 Vaccine?

CDC | Data as of: March 16, 2022 6:00am ET. Posted: Wednesday, March 16, 2022 3:41 PM ET

Booster Eligibility* and Receipt by Race/Ethnicity

Show: Population ≥ 12 Years of Age   Population ≥ 18 Years of Age   Population ≥ 65 Years of Age

About These Data | View Footnotes and Download Data   CDC | Data as of: March 16, 2022 6:00am ET. Posted: Wednesday, March 16, 2022 3:41 PM ET

Percentages of Booster Eligible* Population with and without** a Booster Dose, by Race/Ethnicity

Data from **178.36M** people ages 12 years and older who are eligible for a booster dose*. Race/ethnicity was available for **135.52M (76%)** people ages 12 years and older who are eligible for a booster dose.

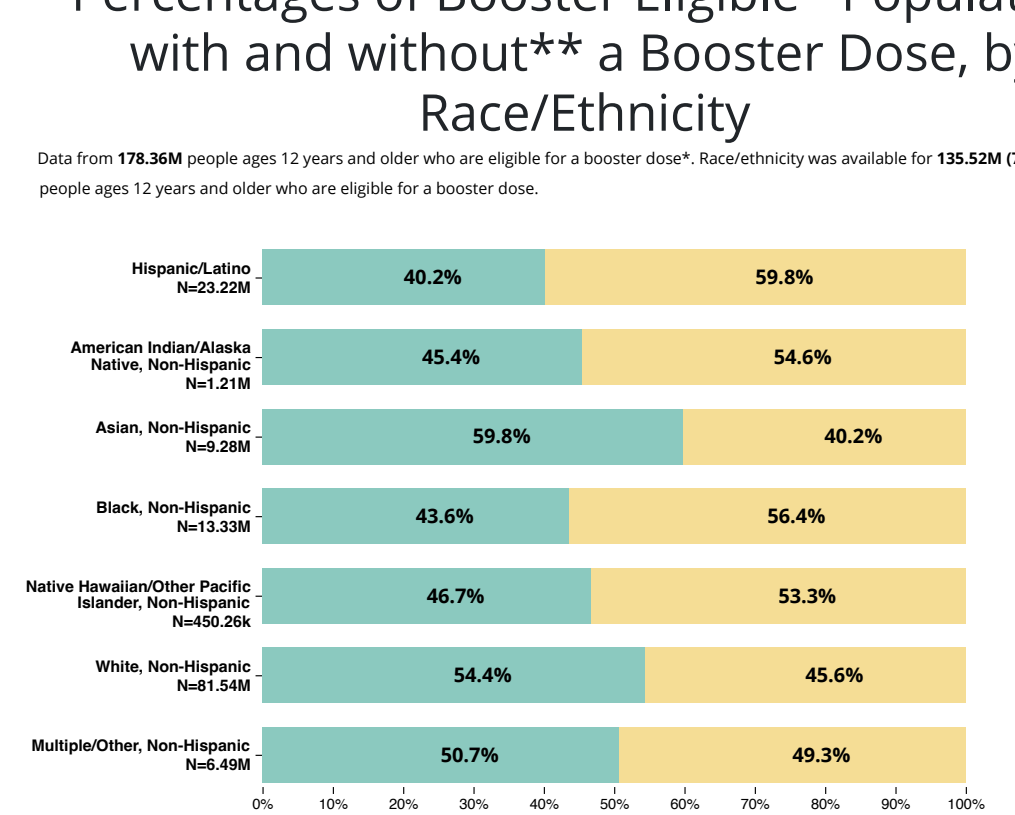

Download

Data are updated every Wednesday.

* The count and percentage of people who are eligible for a booster dose (at least 5 months since their completed Pfizer-BioNTech or Moderna primary series or at least 2 months since their completed Janssen (Johnson & Johnson) single-dose vaccine). Booster eligibility counts and percentages exclude vaccine administrations reported by Texas (all records) and by Idaho (records for persons ages under 18 years only) because data on the primary series cannot be linked to data on booster doses in the aggregate data submitted by these entities. Administrations reported by Idaho for persons ages 18 and older are included. Criteria for booster eligibility may change over time; data will be updated to align with the current recommendations.

**People who are eligible for a booster dose and have or have not received a booster or an additional dose.

In the figures below, the dark red/blue/purple bars represent the percentage of all vaccinated people who fall into each demographic group, and the gray bars represent the percentage of all people in the U.S. population who fall into each demographic group. If all groups got vaccinated according to their share of the population, the dark red/blue/purple bars would be the same length as the gray bars.

- Instances where the dark red bar is shorter than the gray bar indicate that the number of people in that group who received at least one shot is lower than would be expected based on the number of people in that group in the U.S. population.
- Instances where the dark blue bar is shorter than the gray bar indicate that the number of fully vaccinated people in that group is lower than would be expected based on the number of people in that group in the U.S. population.
- Instances where the dark purple bar is shorter than the gray bar indicate that the number of people with a booster dose in that group is lower than would be expected based on the number of fully vaccinated people in that group in the U.S. population.

Race/Ethnicity

Show: At Least One Dose   Fully Vaccinated   Booster Dose

About These Data | View Footnotes and Download Data   CDC | Data as of: March 16, 2022 6:00am ET. Posted: Wednesday, March 16, 2022 3:41 PM ET

Race/Ethnicity of People with at least One Dose Administered:

Download

Data from 254,750,626 people with at least one dose administered. Race/Ethnicity was available for 189,441,496 (74.4%) people with at least one dose administered.

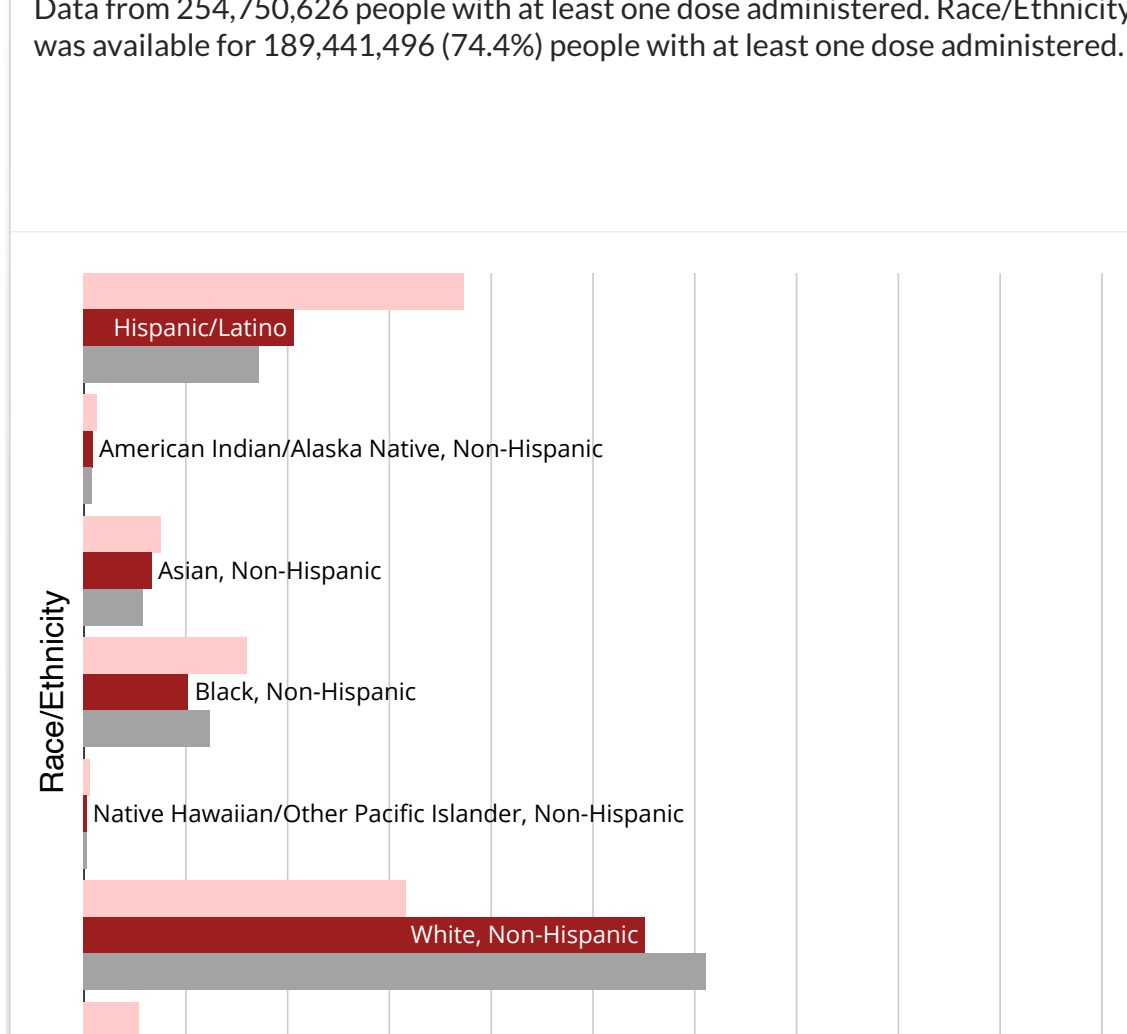

- Percent among People who initiated vaccination in last 14 days
- Percent among People with at least One Dose
- Percentage of the US Population in this Demographic Category

Show Percentage of the US Population that is in this demographic category

Age Group

Show: At Least One Dose   Fully Vaccinated   Booster Dose

About These Data | View Footnotes and Download Data   CDC | Data as of: March 16, 2022 6:00am ET. Posted: Wednesday, March 16, 2022 3:41 PM ET

Age Groups of People with at least One Dose Administered:

Download

Data from 254,750,626 people with at least one dose administered. Age was available for 254,725,053 (99.9%) people with at least one dose administered.

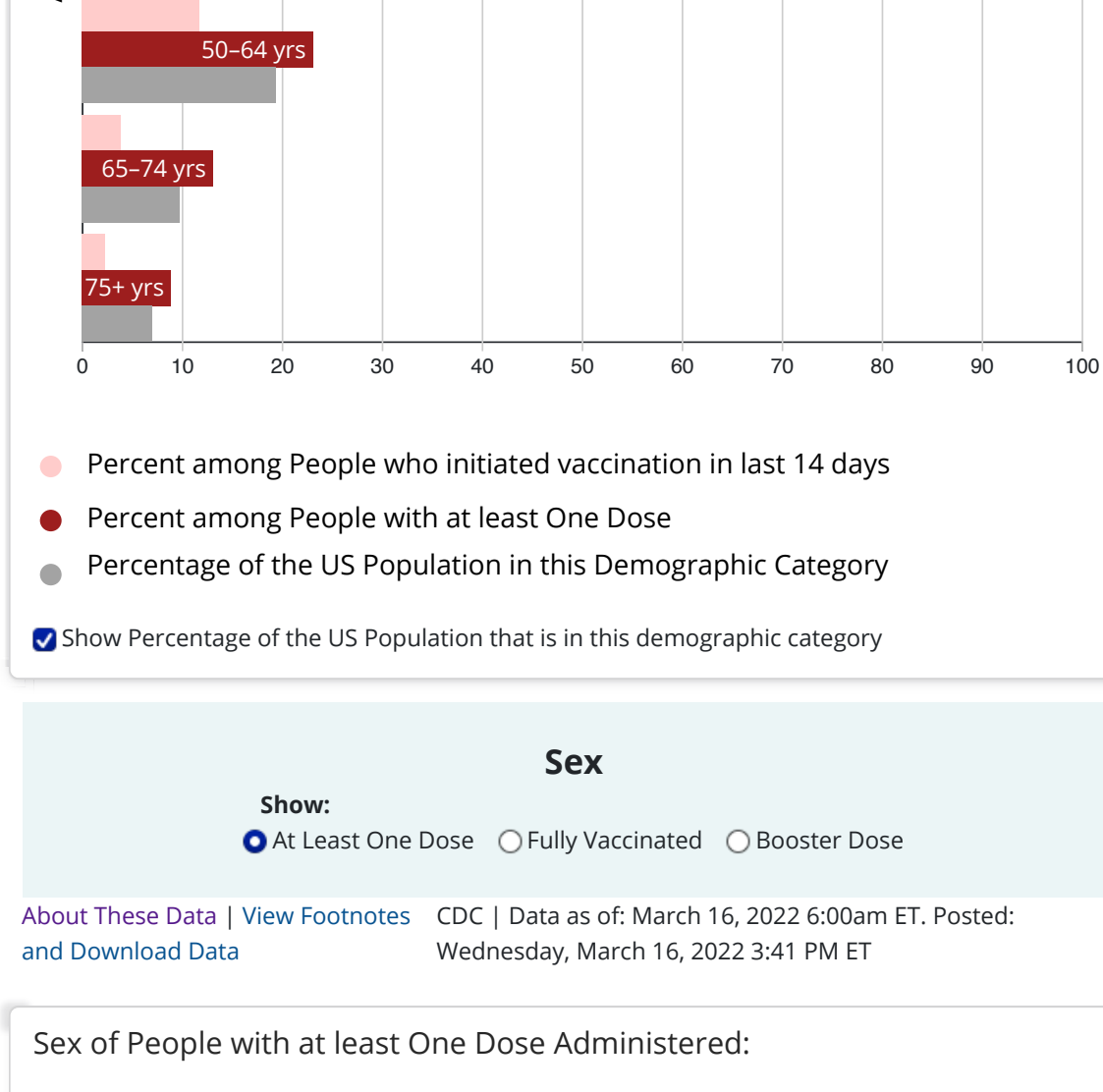

- Percent among People who initiated vaccination in last 14 days
- Percent among People with at least One Dose
- Percentage of the US Population in this Demographic Category

Show Percentage of the US Population that is in this demographic category

Sex

Show: At Least One Dose   Fully Vaccinated   Booster Dose

About These Data | View Footnotes and Download Data   CDC | Data as of: March 16, 2022 6:00am ET. Posted: Wednesday, March 16, 2022 3:41 PM ET

Sex of People with at least One Dose Administered:

Download

Data from 254,750,626 people with at least one dose administered. Sex was available for 252,488,093 (99.1%) people with at least one dose administered.

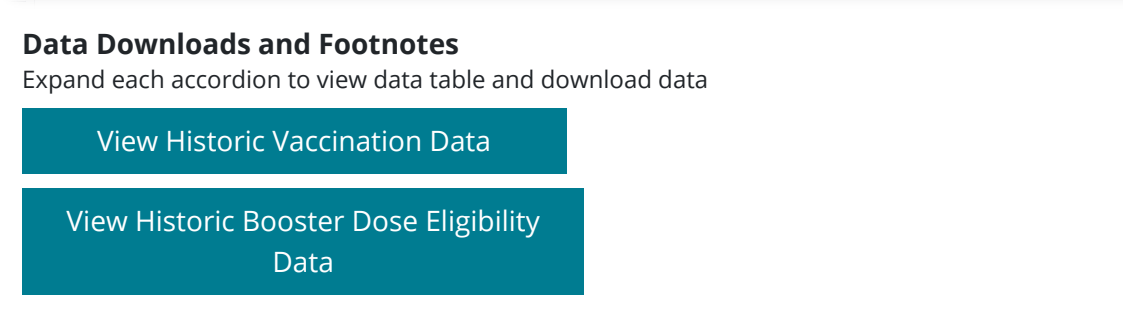

- Percent among People who initiated vaccination in last 14 days
- Percent among People with at least One Dose
- Percentage of the US Population in this Demographic Category

Show Percentage of the US Population that is in this demographic category

Data Downloads and Footnotes
Expand each accordion to view data table and download data

View Historic Vaccination Data

View Historic Booster Dose Eligibility Data

Footnotes

Timing:[†] Data will be updated after review and verification, usually before 8:00 pm ET. Note: Daily updates might be delayed due to delays in reporting.

- Data on doses of vaccine distributed and administered include data received by CDC as of 6:00 am ET on the day of reporting.
- Vaccination data on CDC's COVID Data Tracker are updated daily between 1:30 pm and 8:00 pm ET.
- Updates will occur the following day when reporting coincides with a federal holiday.

View data definitions and more information on vaccination demographic data on Reporting COVID-19 Vaccination Demographic Data.

*** The count and percentage of people who are eligible for a booster dose (at least 5 months since their completed Pfizer-BioNTech or Moderna primary series or at least 2 months since their completed Janssen (Johnson & Johnson) single-dose vaccine). Booster eligibility counts and percentages exclude vaccine administrations reported by Texas (all records) and by Idaho (records for persons ages under 18 years only) because data on the primary series cannot be linked to data on booster doses in the aggregate data submitted by these entities. Administrations reported by Idaho for persons ages 18 and older are included. Criteria for booster eligibility may change over time; data will be updated to align with the current recommendations.**

****People who are eligible for a booster dose and have or have not received a booster or an additional dose.**

The Centers for Disease Control and Prevention (CDC) is working with states to provide more information on the demographic characteristics of vaccinated people.

These demographic data only represent the geographic areas that contributed data and might differ by populations prioritized within each state or jurisdiction's vaccination phase. Every geographic area has a different racial and ethnic composition, and not all are in the same vaccination phase. These data are thus not generalizable to the entire US population.

Percentages displayed in the charts represent the percent of people vaccinated for whom the demographic variable of interest is known.

All reported numbers may change over time as historical data are reported to CDC.

Booster Dose Eligibility:

- **Criteria for booster eligibility may change over time; data will be updated to align with the current recommendations.**
- **CDC counts people as being "eligible to get a booster dose"** if it has been at least 5 months since their completed Pfizer-BioNTech or Moderna primary series or at least 2 months since their completed Janssen (Johnson & Johnson) single-dose vaccine.
  - Beginning **December 9, 2021**, adolescents ages 16 and 17 years were authorized and recommended to get a Pfizer-BioNTech booster dose at least 6 months after completing the Pfizer-BioNTech primary series.
  - Beginning **January 4, 2022**, people ages 16 years and older who have completed the Pfizer-BioNTech primary series can get a Pfizer-BioNTech booster dose at least 5 months after completing the primary series.
  - Beginning **January 5, 2022**, adolescents ages 12-15 years who have completed the Pfizer-BioNTech primary series can get a Pfizer-BioNTech booster dose at least 5 months after completing the primary series.
  - Beginning **January 7, 2022**, adults ages 18 years and older who have completed the Moderna primary series can get an mRNA booster dose (Pfizer-BioNTech or Moderna) at least 5 months after completing the primary series.
- The booster eligibility metric excludes fully vaccinated people who received an "Other" primary series vaccine type.

Vaccination Data Updates:
Recent changes to vaccine data are reported below. Click here to view all historical vaccine data updates.

- Due to a data processing issue on February 27, 2022, vaccination data were not updated on CDC COVID Data Tracker and reflect data as of February 26, 2022. On February 28, 2022, CDC resolved the data processing issue and updated vaccination data on CDC COVID Data Tracker.

How CDC estimates vaccination coverage

- CDC estimates the number of people receiving at least one dose, the number of people who are fully vaccinated, and the number of people with a booster dose. CDC estimates are based on data that includes a dose number (first, second, booster or additional dose). However, the dose number may be incorrect because the data that CDC receives does not have personally identifiable information.
- To protect the privacy of vaccine recipients, CDC receives data without any personally identifiable information (de-identified data) about vaccine doses. Each record of a dose has a unique person identifier. Each jurisdiction or provider uses a unique person identifier to link records within their own systems. However, CDC cannot use the unique person identifier to identify individual people by name. If a person received doses in more than one jurisdiction or at different providers within the same jurisdiction, they could receive different unique person identifiers for different doses. CDC may not be able to link multiple unique person identifiers for different jurisdictions or providers to a single person.
- There are challenges in linking doses when someone is vaccinated in different jurisdictions or at different providers because of the need to remove personally identifiable information (de-identify) data to protect peoples' privacy. This means that, even with the high-quality data CDC receives from jurisdictions and federal entities, there are limits to how CDC can analyze those data.
  - For example, most people receive their first and second dose of a 2-dose vaccine from the same provider because those doses are given within just a few weeks of each other. As they receive their booster dose months later, it's possible they will go to a new location for that dose. The person may have moved or the provider who gave them their initial doses may no longer offer vaccination. This often happens for people who went to mass vaccination clinics that have since closed. In such a scenario, the person's booster dose may appear to be their first dose when reported. This is just one example of how CDC's data may over-estimate first doses and under-estimate booster doses.
- Another issue that poses challenges to estimating doses administered is that different jurisdictions and providers use different reporting practices, which can affect estimates for people who relocate to another jurisdiction or do not use the same provider for their second dose, booster dose, or any additional dose they receive. Also, CDC may lack information about a person's residence. These issues can cause CDC's dose number estimates to differ from those reported by jurisdictions and federal entities.
- CDC has capped the percent of population coverage metrics at 95%. This cap helps address potential overestimates of vaccination coverage due to first, second, and booster doses that were not linked. Other reasons for overestimates include census denominator data not including part-time residents or potential data reporting errors.
  - Previously, CDC had capped estimates of vaccination coverage 99.9%. CDC changed the cap to 95% to account for differences in the accuracy of vaccination coverage estimates between different jurisdictions.
- CDC is also updating COVID Data Tracker and the CDC website with prominent statements to better explain the limitations of vaccination coverage estimates shown in Data Tracker's "Vaccination Delivery and Coverage" grouping. This change will help people appropriately interpret vaccination coverage data.

Cite COVID Data Tracker
Centers for Disease Control and Prevention. COVID Data Tracker. Atlanta, GA: US Department of Health and Human Services, CDC; 2022, March 17. https://covid.cdc.gov/covid-data-tracker