Use CDC's COVID-19 Community Levels to determine the impact of COVID-19 on communities and take action. Community Transmission levels are provided for healthcare facility use only. Check back soon for COVID Data Tracker updates incorporating COVID-19 Community Levels.

Data Tracker Home
Cases, Deaths, & Testing
Case & Death Demographic Trends
Vaccination Delivery & Coverage
Vaccine Effectiveness & Breakthrough Surveillance
Health Equity
Pediatric
Pregnancy
People at Increased Risk
Wastewater Surveillance
Health Care Settings
Social Impact & Prevention
Variants & Genomic Surveillance
Antibody Seroprevalence
Other COVID-19 Data
Communications Resources
COVID-19 Home

Get Email Updates
Sign up to receive the COVID Data Tracker Weekly Review.
Email Address:
Email Address
What's this? Submit

Data on COVID-19 during Pregnancy: Severity of Maternal Illness

Monitoring the impact of COVID-19 during pregnancy can protect pregnant women and their babies; maps, charts, and data provided by CDC

View Footnotes and Download Data

Looking for data on birth and infant outcomes among pregnant women with COVID-19?
Visit CDC's Birth and Infant Outcomes data page for information on delivery type, preterm birth, and infant test results.

Pregnant Women[1] with COVID-19, United States, January 22, 2020 - March 14, 2022

TOTAL CASES[1]
188,581

TOTAL DEATHS
292

Cases of COVID-19 among Pregnant Women by Week of Diagnosis*

Data were collected from 188,581 women and date of diagnosis** was available for 188,581 (100%) women.

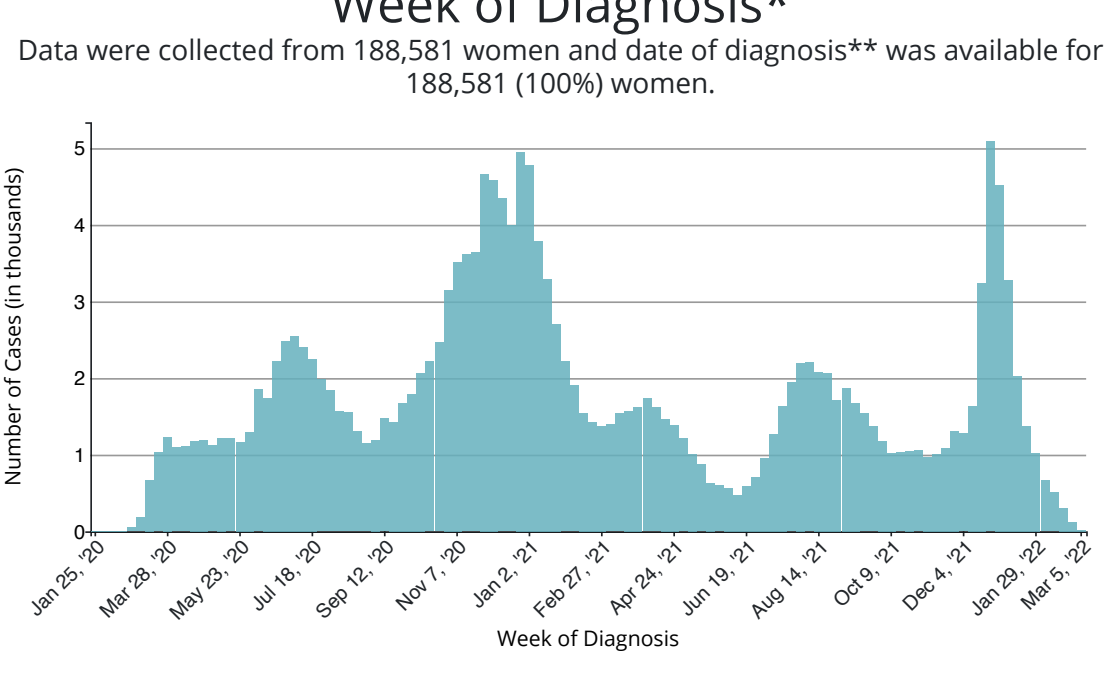

Download Chart

*Jurisdictions may take 2-4 weeks to confirm a case of SARS-CoV-2 in a pregnant woman and report it to CDC.

**Date of diagnosis is derived from the earliest date of either 1) when the case report was received by CDC from a jurisdictional health department or 2) the earliest available date related to the illness or specimen collection.

More information on this dataset: COVID-19 Case Surveillance Public Use Data

Deaths* among Pregnant Women with COVID-19 by Month**

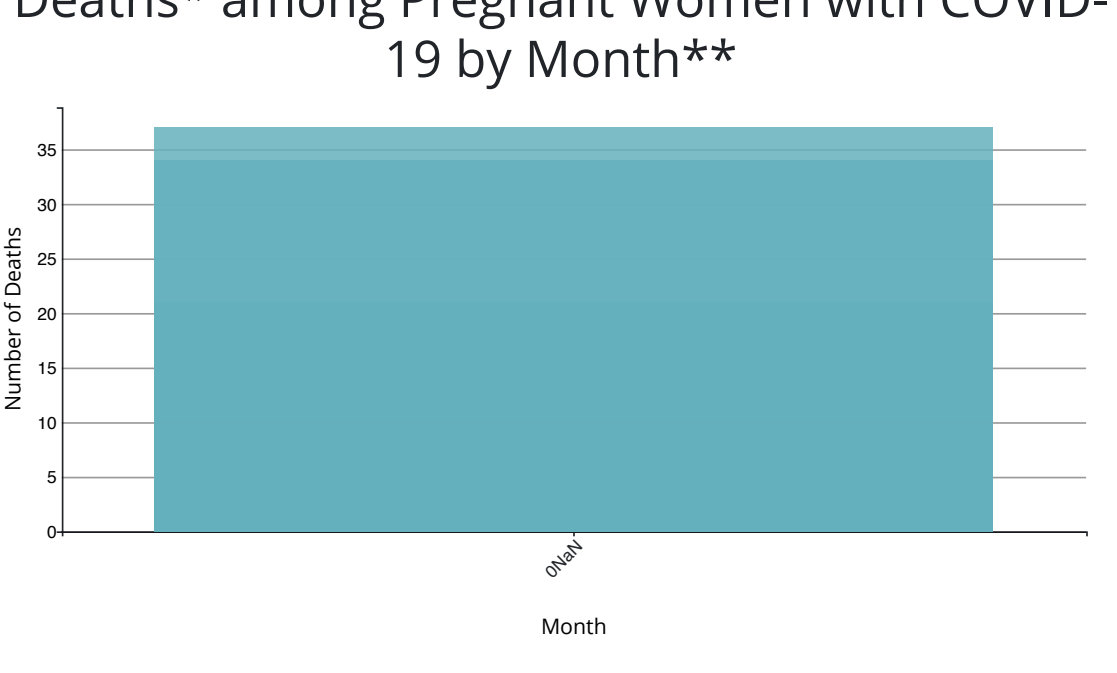

Download Chart

*Deaths reported by jurisdictional health departments reflect the most up-to-date information received by CDC based on preliminary reporting using the case report. Date of death is used for reporting, and if missing, then date of diagnosis is used. Delays may exist in reporting of deaths from initial confirmation of SARS-CoV-2 infection.

** In July 2021, the Delta variant of SARS-CoV-2 became the predominant variant in the United States.

Pregnant Women with COVID-19 Who Were Hospitalized, United States, January 22, 2020 - March 14, 2022

Data were collected from 188,581 women, but hospitalization data were only available for 148,965 (79%).

HOSPITALIZED CASES[2]
30,280

Pregnant Women with COVID-19 Admitted to the ICU, Who Required Invasive Ventilation, or Who Required ECMO, United States, January 22, 2020 - March 14, 2022

Data were collected from 188,581 women, but ICU admission data were only available for 18,438 (9.8%) women, invasive ventilation data were only available for 13,399 (7.1%) women, and ECMO data were only available for 12,548 (6.7%).

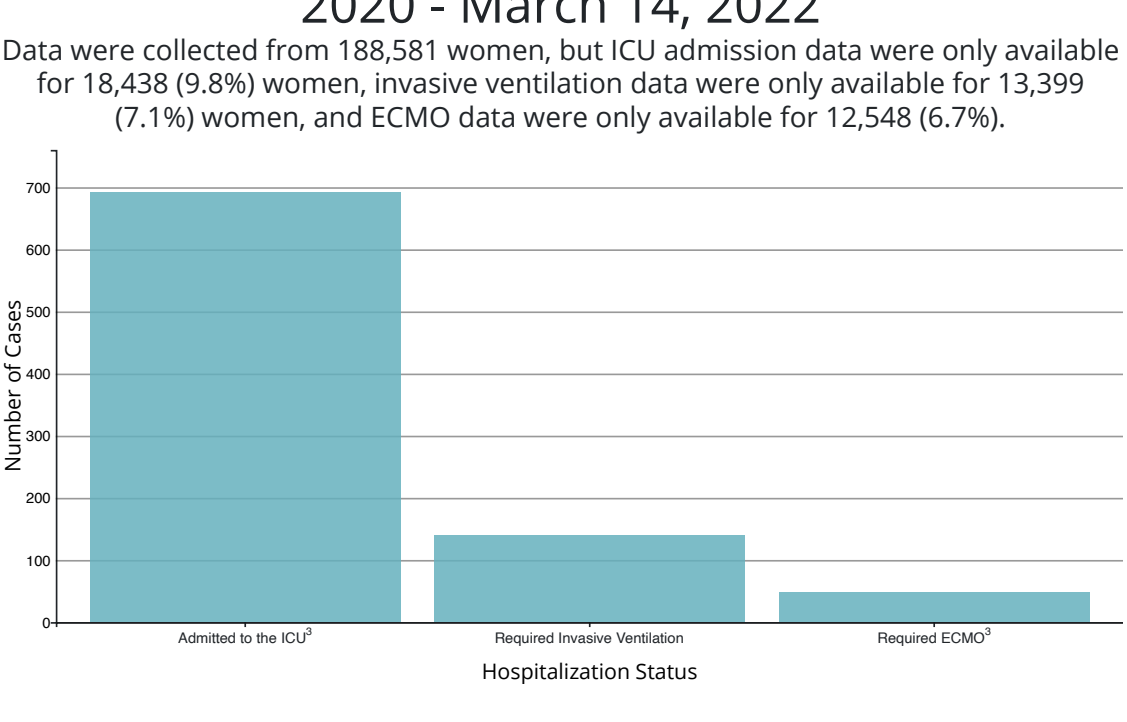

Download Chart

Intensive Care Unit (ICU) Admissions among Pregnant Women with COVID-19 by Month

Data were collected from 188,581 women, but ICU admission data were only available for 18,438 (9.8%) women.

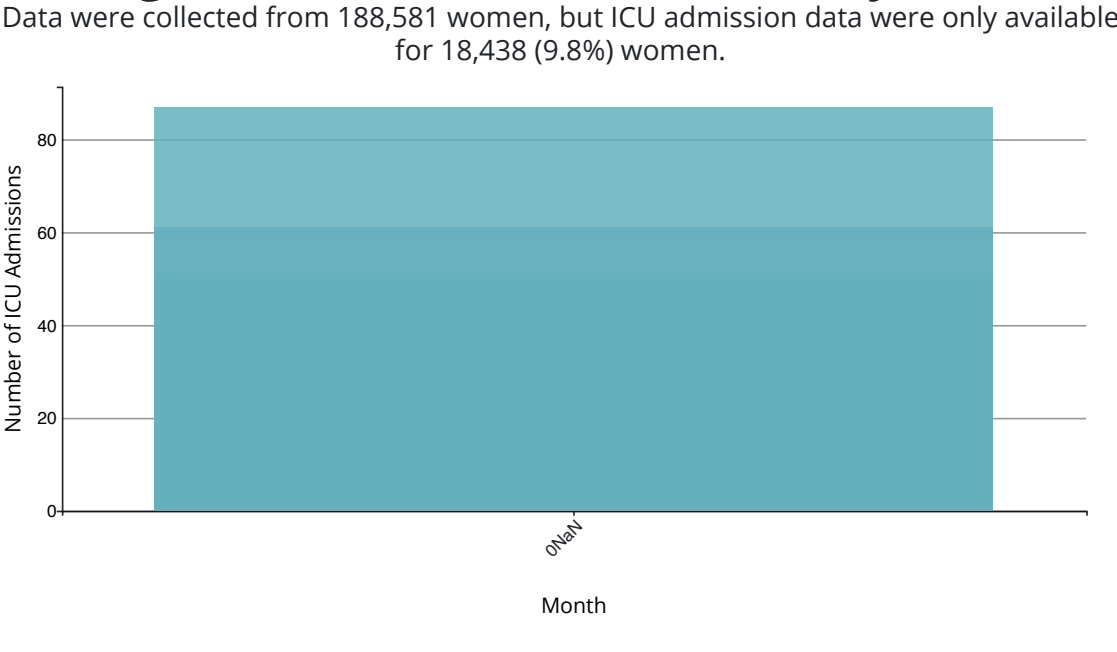

Download Chart

Pregnant Women with COVID-19 by Age, United States, January 22, 2020 - March 14, 2022

Data were collected from 188,581 women, and age was available for 188,581 (100%) women.

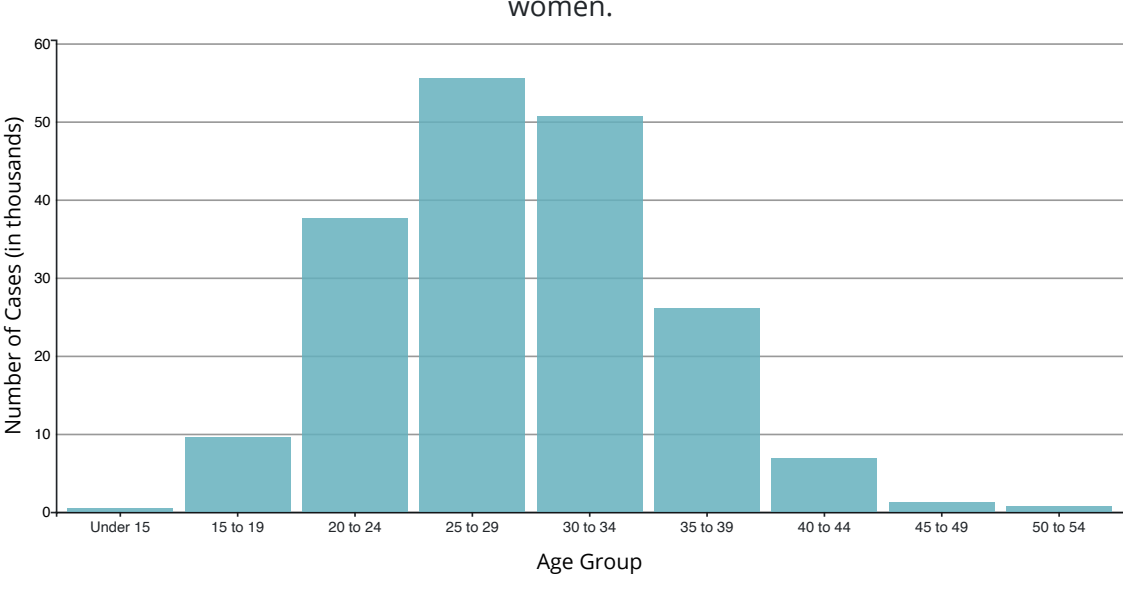

Download Chart

Pregnant Women with COVID-19 by Race/Ethnicity, United States, January 22, 2020 - March 14, 2022

Data were collected from 188,581 women, but race/ethnicity was only available for 162,139 (86%) women.

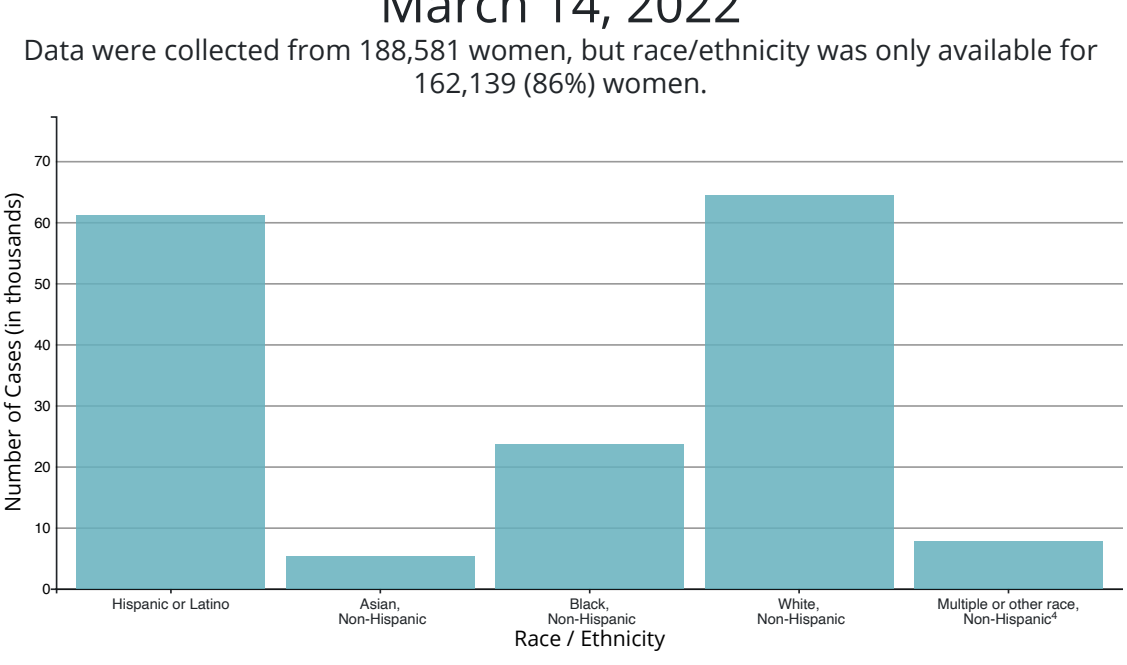

Download Chart

[1]Cases with age <9 years and >54 years are excluded. Cases with unknown age are included.
[2]Data were not available to distinguish hospitalization for COVID-19-related indications, such as worsening respiratory status, from hospital admission for pregnancy-related indications, such as delivery.
[3]Abbreviation: ICU, intensive care unit; ECMO, extracorporeal membrane oxygenation, an advanced life support technique used for patients with life-threatening heart and/or lung problems.
[4]Other race includes non-Hispanic American Indian or Alaska Native or non-Hispanic Native Hawaiian or Other Pacific Islander.

Data Downloads and Footnotes

Expand each accordion to view data table and download data

Data Table for COVID-19 during Pregnancy

CDC | Data as of: Wednesday, March 16, 2022 2:06 PM ET. Posted: Wednesday, March 16, 2022 3:41 PM ET

Download Data

Category	Value
Total Cases	188581
Total Deaths	292
Total Cases with Known Age	188581
Total Cases with Unknown Age	0
Percent Cases with Known Age	100
Cases under 15 years	456
Cases 15 to 19 years	9495
Cases 20 to 24 years	37625
Cases 25 to 29 years	55481
Cases 30 to 34 years	50619
Cases 35 to 39 years	26091
Cases 40 to 44 years	6792
Cases 45 to 49 years	1269
Cases 50 to 54 years	753
Total Cases with Known Race/Ethnicity	162139
Percent Cases with Known Race/Ethnicity	86
Total Cases Hispanic or Latino	61077
Total Cases Asian, Non-Hispanic	5296
Total Cases Black, Non-Hispanic	23611
Total Cases White, Non-Hispanic	64427
Total Cases Multiple, Non-Hispanic	7728
Total Hospitalized Cases	30280
Total Cases Known Hospitalization Status	148965
Percent with Known Hospitalization Status	79
Total Cases with Known ICU Status	18438
Percent with Known ICU Status	9.8
Total Cases with Known Ventilation Status	13399
Percent with Known Ventilation Status	7.1
Total Cases with Known ECMO Status	12548
Percent with Known ECMO Status	6.7
Total ICU Cases	691
Total Ventilation Cases	140
Total ECMO Cases	47
Percent Cases with Known Diagnosis Date	100
Total Cases with Known Diagnosis Date	188581

Data Table for Cases of COVID-19 Among Pregnant Women by Week of Diagnosis

CDC | Data as of: Wednesday, March 16, 2022 2:06 PM ET. Posted: Wednesday, March 16, 2022 3:41 PM ET

Download Data

Week of COVID-19 Diagnosis	Number of Cases
2020-01-26	3
2020-02-09	5
2020-02-16	1
2020-02-23	3
2020-03-01	50
2020-03-08	180
2020-03-15	667
2020-03-22	1029
2020-03-29	1229
2020-04-05	1091
2020-04-12	1107
2020-04-19	1179
2020-04-26	1190
2020-05-03	1120
2020-05-10	1217
2020-05-17	1211
2020-05-24	1168
2020-05-31	1292
2020-06-07	1850
2020-06-14	1742
2020-06-21	2219
2020-06-28	2483
2020-07-05	2546
2020-07-12	2403
2020-07-19	2251
2020-07-26	1983
2020-08-02	1837
2020-08-09	1565
2020-08-16	1550
2020-08-23	1304
2020-08-30	1148
2020-09-06	1191
2020-09-13	1474
2020-09-20	1428
2020-09-27	1674
2020-10-04	1788
2020-10-11	2066
2020-10-18	2217
2020-10-25	2465
2020-11-01	3151
2020-11-08	3516
2020-11-15	3613
2020-11-22	3639
2020-11-29	4666
2020-12-06	4584
2020-12-13	4342
2020-12-20	3989
2020-12-27	4948
2021-01-03	4778
2021-01-10	3787
2021-01-17	3290
2021-01-24	2704
2021-01-31	2214
2021-02-07	1902
2021-02-14	1546
2021-02-21	1425
2021-02-28	1372
2021-03-07	1395
2021-03-14	1536
2021-03-21	1573
2021-03-28	1620
2021-04-04	1734
2021-04-11	1617
2021-04-18	1468
2021-04-25	1390
2021-05-02	1212
2021-05-09	1008
2021-05-16	872
2021-05-23	629
2021-05-30	598
2021-06-06	568
2021-06-13	472
2021-06-20	589
2021-06-27	710
2021-07-04	957
2021-07-11	1273
2021-07-18	1637
2021-07-25	1940
2021-08-01	2199
2021-08-08	2200
2021-08-15	2082
2021-08-22	2064
2021-08-29	1714
2021-09-05	1873
2021-09-12	1676
2021-09-19	1537
2021-09-26	1366
2021-10-03	1177
2021-10-10	1024
2021-10-17	1029
2021-10-24	1047
2021-10-31	1053
2021-11-07	966
2021-11-14	1009
2021-11-21	1088
2021-11-28	1308
2021-12-05	1275
2021-12-12	1637
2021-12-19	3237
2021-12-26	5084
2022-01-02	4518
2022-01-09	3280
2022-01-16	2024
2022-01-23	1372
2022-01-30	1025
2022-02-06	661
2022-02-13	507
2022-02-20	303
2022-02-27	119
2022-03-06	17

Data Table for Deaths and ICU Admissions Among Pregnant Women with COVID-19 by Month

CDC | Data as of: Wednesday, March 16, 2022 2:06 PM ET. Posted: Wednesday, March 16, 2022 3:41 PM ET

Download Data

Year	Month	Number of Deaths	Number of ICU Admissions
2021	March	14	13
2020	July	14	30
2020	September	5	12
2021	September	34	31
2020	December	11	30
2022	February	3	4
2021	February	8	6
2021	December	12	25
2021	November	14	20
2021	April	11	24
2020	November	4	15
2022	January	13	20
2020	October	6	26
2021	October	21	18
2021	January	19	28
2020	August	8	30
2021	August	37	61
2020	April	13	87
2020	March	1	51
2020	June	12	41
2021	July	10	40
2021	June	4	14
2020	May	12	46
2021	May	6	19

Footnotes

This webpage is updated weekly. The cases reported include only confirmed cases with laboratory evidence of SARS-CoV-2 infection.

About the Data:

All data on this page come from the Human Infection with 2019 Novel Coronavirus Case Report Form. There are currently 56 U.S.-affiliated jurisdictions reporting cases of COVID-19 to CDC. This includes 50 states, District of Columbia, Guam, New York City, the Northern Mariana Islands, Puerto Rico, and the U.S Virgin Islands. Only about a third of case report forms include information on pregnancy status. Therefore, these numbers likely do not include all pregnant women with COVID-19 in the U.S. and must be interpreted with caution. The completeness of the pregnancy variable continues to improve each week. Increases in the total number of cases of COVID-19 among pregnant women are largely due to the updating of pregnancy status among already reported cases. Case numbers reported on other websites may differ from what is posted on CDC's website because CDC's overall case numbers are validated through a confirmation process with each jurisdiction. Differences between reporting jurisdictions and CDC's website may occur due to the timing of reporting and website updates. The process used for finding and confirming cases reported by other sites may differ. Case counts may fluctuate from week to week due to data quality and cleaning processes.

Since October 2020, CDC has excluded reports of cases of COVID-19 among pregnant women who are younger than age 9 and older than age 54 in the weekly reporting. Based on review of data quality, cases reported as pregnant

with ages younger than 9 or older than 54 are less likely to be true pregnancies, and more likely to be data errors. Cases with unknown age are still included.

For more information on how CDC collects COVID-19 surveillance data, see FAQ: COVID-19 Data and Surveillance

For information on the multiple efforts CDC is supporting to understand the impact of COVID-19 on pregnant women and infants, see Investigating the Impact of COVID-19 during Pregnancy.

For surveillance data on birth and infant outcomes from the Surveillance for Emerging Threats to Mothers and Babies Network (SET-NET) see COVID-19 during Pregnancy: Birth and Infant Outcomes.

Looking for data on birth and infant outcomes among pregnant women with COVID-19?

Visit CDC's Birth and Infant Outcomes data page for information on delivery type, preterm birth, and infant test results

Want to learn more about COVID-19 risk for pregnant women and those who are breastfeeding?

Find more information and resources for pregnancy, breastfeeding, and caring for newborns during the COVID-19 pandemic,including information on COVID-19 vaccines while pregnant or breastfeeding

Cite COVID Data Tracker

Centers for Disease Control and Prevention. COVID Data Tracker. Atlanta, GA: US Department of Health and Human Services, CDC; 2022, March 17. https://covid.cdc.gov/covid-data-tracker

COVID-19 Home >

All COVID-19 topics including prevention, travel, work, and school