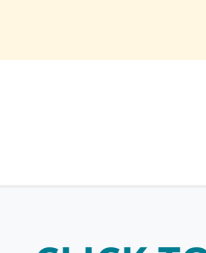


COVID Data Tracker

United States At a Glance **Cases Total 79,198,539** **Deaths Total 959,533** Last 30 Days **81.4% of People 5+ with At Least One Vaccination**



Use CDC's [COVID-19 Community Levels](#) to determine the impact of COVID-19 on communities and take action. Community Transmission Levels are provided for [healthcare facility use](#) only. Check back soon for COVID Data Tracker updates incorporating COVID-19 Community Levels.

[CLICK TO VIEW OTHER PAGES:](#)

Total Cases and Deaths by Race/Ethnicity, Age, and Sex



Demographic Trends of COVID-19 cases and deaths in the US reported to CDC

Maps, charts, and data provided by CDC, updates Tues-Sun by 8 pm ET[†]

CDC is working with states to provide more information on race/ethnicity for reported cases. The percent of reported cases that include race/ethnicity data is increasing.

These data only represent the geographic areas that contributed data on race/ethnicity. Every geographic area has a different racial and ethnic composition. These data are not generalizable to the entire U.S. population.

If cases were distributed equally across racial and ethnic populations, one would expect to see more cases in those populations that are more highly represented in geographic areas that contributed data.

Percentages displayed in the charts below represent the percent of cases or deaths for which the demographic variable of interest is known.

CDC | Data as of: Wednesday, March 9, 2022 2:08 PM ET. Posted: Wednesday, March 9, 2022 3:35 PM ET

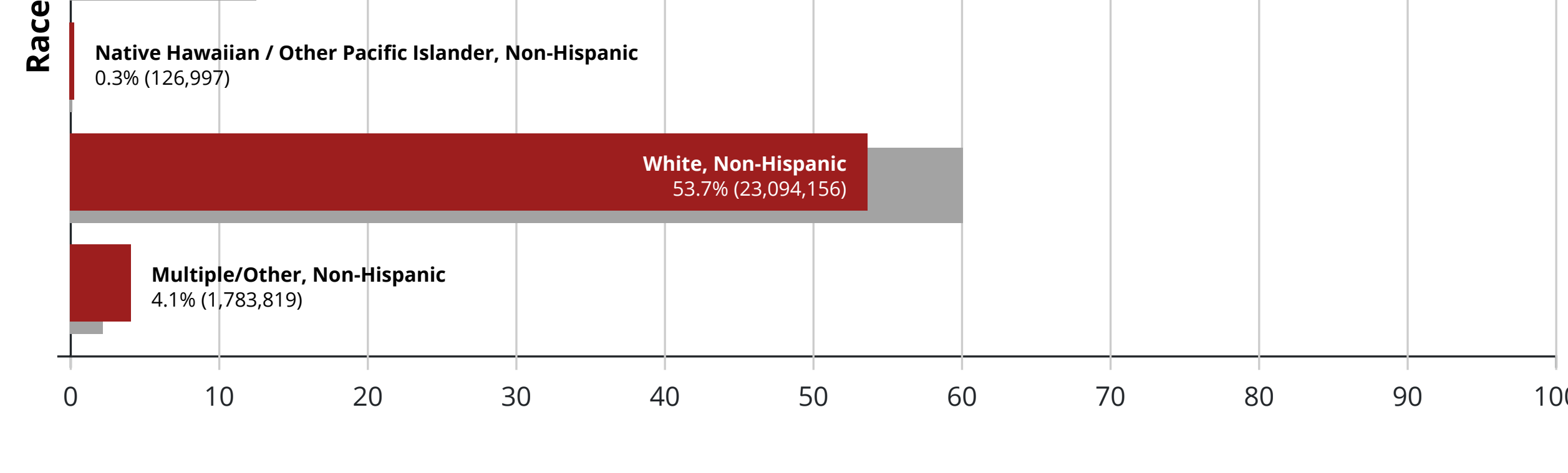
[View Footnotes and Additional Information](#)

Cases by Race/Ethnicity:

Download

Data from 65,728,172 cases. Race/Ethnicity was available for 43,038,723 (65%) cases.

All Age Groups



- Percentage of Cases, All Age Groups
- Percentage of the US Population, All Age Groups

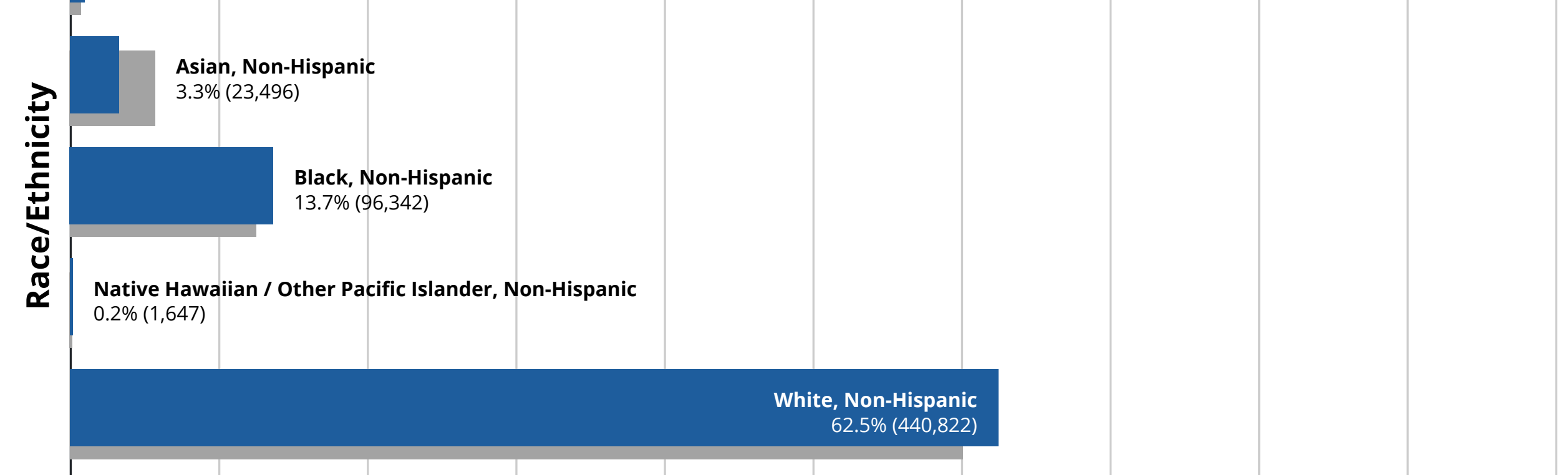
Show Percentage of the US Population that is in this demographic category

Deaths by Race/Ethnicity:

Download

Data from 831,416 deaths. Race/Ethnicity was available for 705,516 (84%) deaths.

All Age Groups



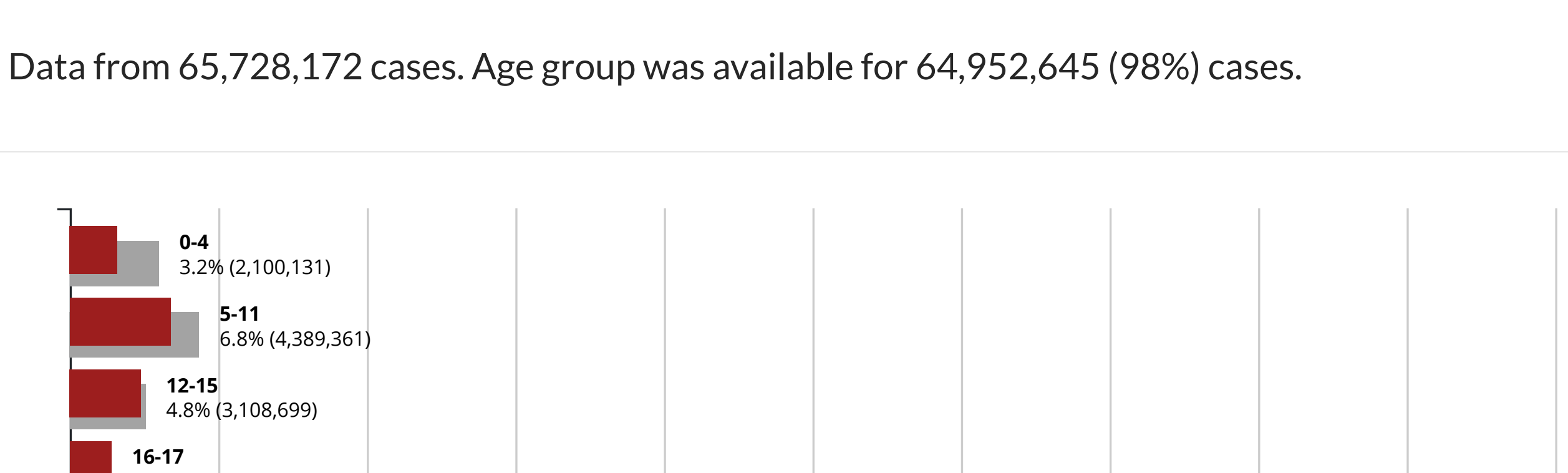
- Percentage of Deaths, All Age Groups
- Percentage of the US Population, All Age Groups

Show Percentage of the US Population that is in this demographic category

Cases by Age Group:

Download

Data from 65,728,172 cases. Age group was available for 64,952,645 (98%) cases.



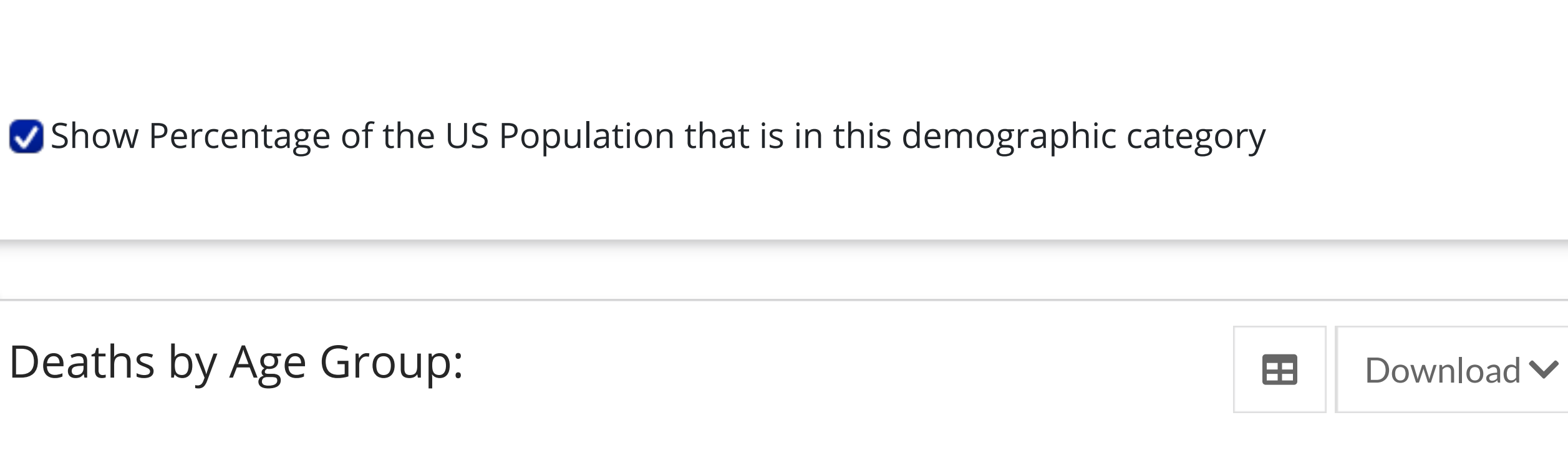
- Percentage of Cases
- Percentage of the US Population

Show Percentage of the US Population that is in this demographic category

Deaths by Age Group:

Download

Data from 831,416 deaths. Age group was available for 831,097 (99%) deaths.



- Percentage of Deaths
- Percentage of the US Population

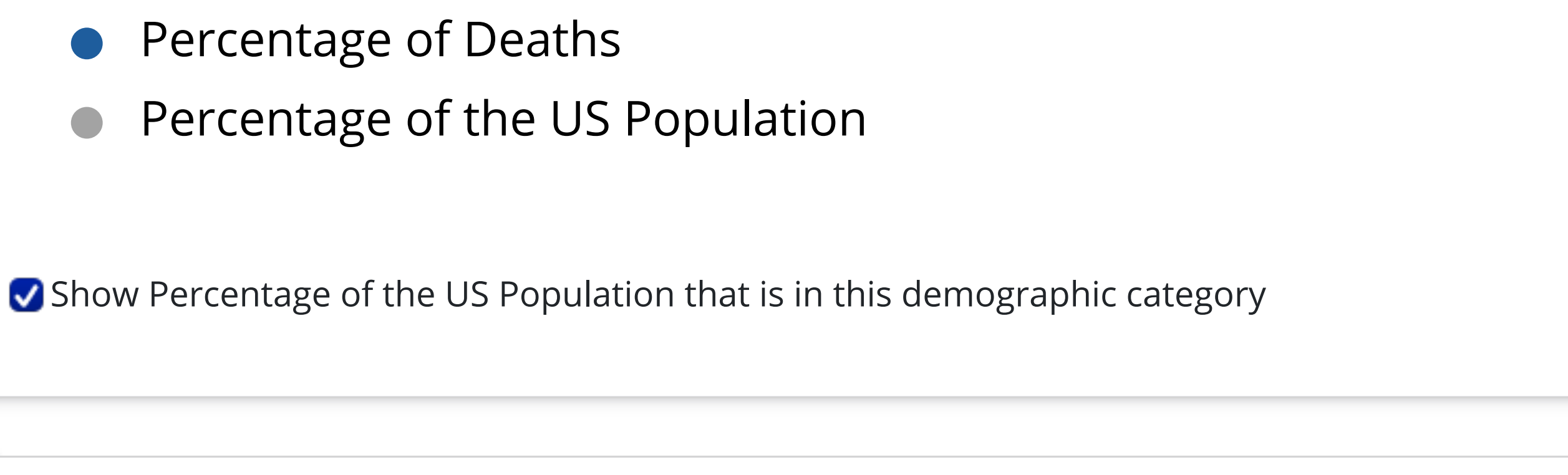
Show Percentage of the US Population that is in this demographic category

Cases by Sex:

Download

Data from 65,728,172 cases. Sex was available for 64,554,937 (98%) cases.

All Age Groups



- Percentage of Cases, All Age Groups
- Percentage of the US Population, All Age Groups

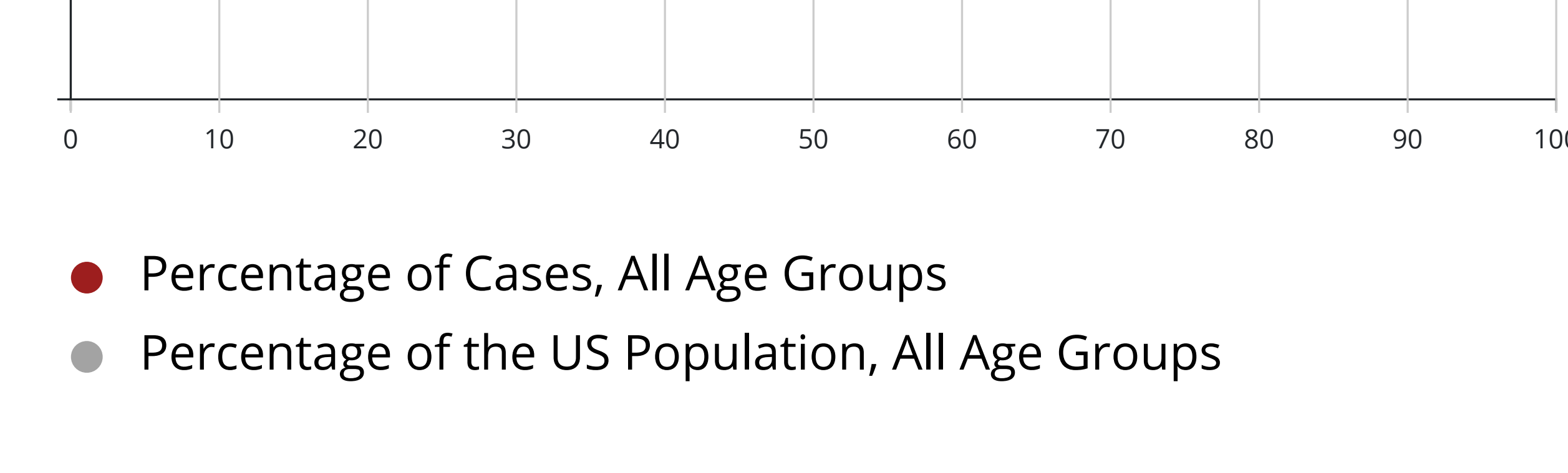
Show Percentage of the US Population that is in this demographic category

Deaths by Sex:

Download

Data from 831,416 deaths. Sex was available for 827,004 (99%) deaths.

All Age Groups



- Percentage of Deaths, All Age Groups
- Percentage of the US Population, All Age Groups

Show Percentage of the US Population that is in this demographic category

Footnotes and Additional Information

Expand each accordion to view footnotes

Footnotes

[†]Data will update Tuesday - Sunday as soon as they are reviewed and verified, oftentimes before 8 pm ET. However, daily (Tues-Sun) updates might be delayed due to delays in reported data.

Data Sources, References & Notes: The case classifications for COVID-19, a nationally notifiable disease, are described in an [updated COVID-19 position statement and case definition](#) issued by the Council of State and Territorial Epidemiologists. However, there is some variation in how jurisdictions implement these case classifications. More information on how CDC collects COVID-19 case surveillance data can be found at [FAQ: COVID-19 Data and Surveillance](#). Demographic data for COVID-19 cases and deaths is based on a subset of individuals where case-level data are reported by state and territorial jurisdictions to the Centers for Disease Control and Prevention (CDC) since January 21, 2020. Demographic data have varying degrees of missing data and are not generalizable to the entire population of individuals with COVID-19. All displayed counts include confirmed COVID-19 cases and deaths as reported by U.S. states, U.S. territories, New York City (NYC), and the District of Columbia from the previous day. Counts for certain jurisdictions also include probable COVID-19 cases and deaths. The process used for finding and confirming COVID-19 cases displays varying site methods. On May 29, 2021, data on deaths among those ages 0-4 years were adjusted after the identification of a data discrepancy, resulting in a new count of 144. Counts from surveillance data are provisional and subject to change. On July 22, 2021, COVID Data Tracker released an update to display cases by age group using new age groupings. There was an error in the calculation used to aggregate cases into these new age groups, which resulted in COVID Data Tracker displaying an incorrect percentage of cases among people ages 16-17 years old. This issue has been resolved and the proper percentage of cases among people 16-17 years old is now displayed. On August 12, 2021, data on deaths were adjusted after the identification of a data discrepancy. This resulted in updated counts across several age groups.

Do you need to take extra precautions to reduce your risk of contracting COVID-19?
Find more [information and resources](#) for those at increased risk for COVID-19

[View and Download COVID-19 Case Surveillance Public Use Data with Geography](#)

Get Email Updates

Sign up to receive the COVID Data Tracker Weekly Review.

Email Address:

[What's this?](#)

Submit

Cite COVID Data Tracker

Centers for Disease Control and Prevention. COVID Data Tracker. Atlanta, GA: US Department of Health and Human Services, CDC; 2022, March 10. <https://covid.cdc.gov/covid-data-tracker>

COVID-19 Home >

All COVID-19 topics including prevention, travel, work, and school

HAVE QUESTIONS?

Visit CDC-INFO

Call 800-232-4636

Email CDC-INFO

Open 24/7

CDC INFORMATION

About CDC
Jobs
Funding
Policies
File Viewers & Players

Privacy

FOIA
No Fear Act
OIG
Nondiscrimination
Accessibility
Vulnerability Disclosure
Policy

CONNECT WITH CDC

Facebook
Twitter
Instagram
LinkedIn
YouTube
RSS