Use CDC's COVID-19 Community Levels to determine the impact of COVID-19 on communities and take action. Community Transmission levels are provided for healthcare facility use only. Check back soon for COVID Data Tracker updates incorporating COVID-19 Community Levels.

CLICK TO VIEW OTHER PAGES:
Pregnant People: COVID-19 Illness and Outcomes

Data on COVID-19 during Pregnancy: Severity of Maternal Illness

Monitoring the impact of COVID-19 during pregnancy can protect pregnant women and their babies; maps, charts, and data provided by CDC

View Footnotes and Download Data

Looking for data on birth and infant outcomes among pregnant women with COVID-19?
Visit CDC's Birth and Infant Outcomes data page for information on delivery type, preterm birth, and infant test results.

Pregnant Women[1] with COVID-19, United States, January 22, 2020 - March 7, 2022

TOTAL CASES[1]
187,751

TOTAL DEATHS
293

Cases of COVID-19 among Pregnant Women by Week of Diagnosis*

Data were collected from 187,751 women and date of diagnosis** was available for 187,751 (100%) women.

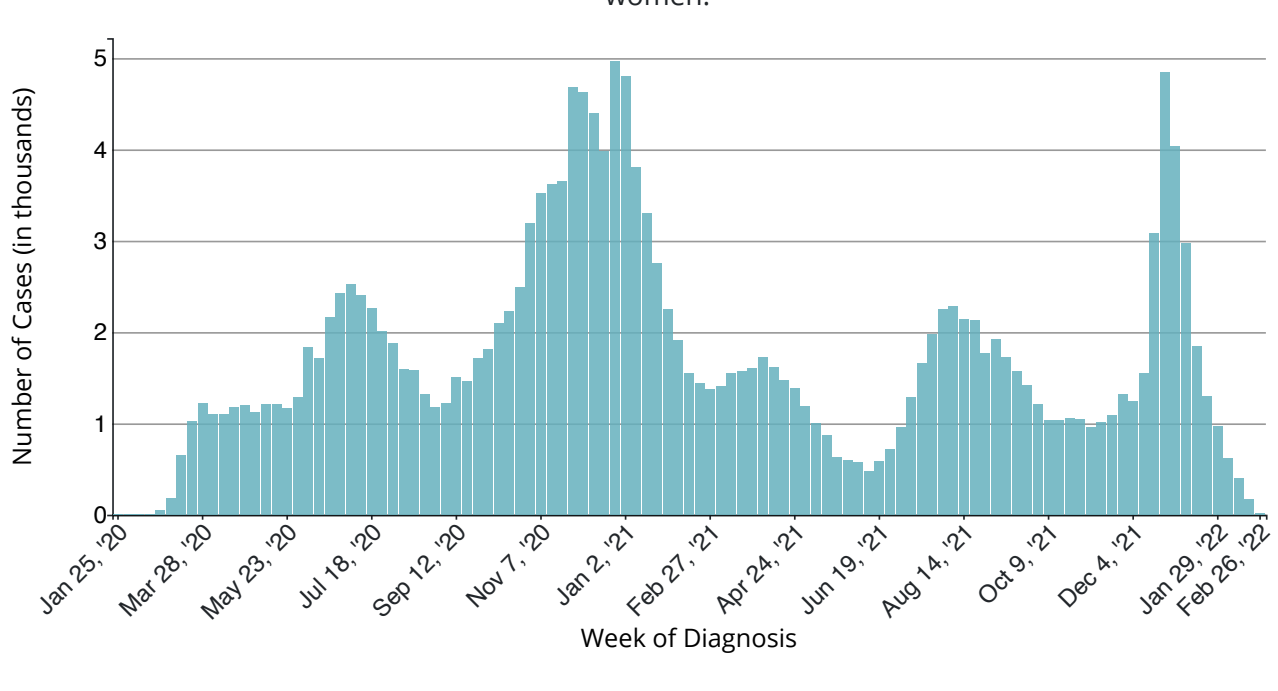

Download Chart

*Jurisdictions may take 2-4 weeks to confirm a case of SARS-CoV-2 in a pregnant woman and report it to CDC.

**Date of diagnosis is derived from the earliest date of either 1) when the case report was received by CDC from a jurisdictional health department or 2) the earliest available date related to the illness or specimen collection.

More information on this dataset: COVID-19 Case Surveillance Public Use Data

Deaths* among Pregnant Women with COVID-19 by Month**

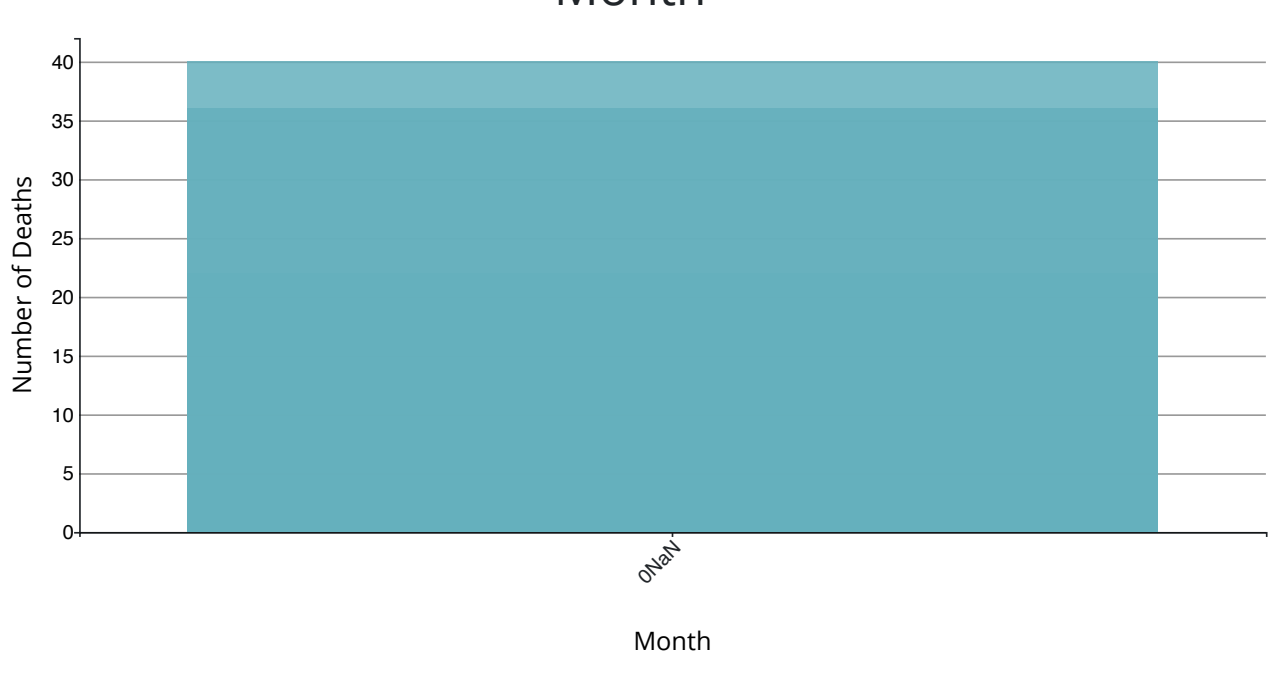

Download Chart

*Deaths reported by jurisdictional health departments reflect the most up-to-date information received by CDC based on preliminary reporting using the case report. Date of death is used for reporting, and if missing, then date of diagnosis is used. Delays may exist in reporting of deaths from initial confirmation of SARS-CoV-2 infection.

** In July 2021, the Delta variant of SARS-CoV-2 became the predominant variant in the United States.

Pregnant Women with COVID-19 Who Were Hospitalized, United States, January 22, 2020 - March 7, 2022

Data were collected from 187,751 women, but hospitalization data were only available for 150,920 (80.4%).

HOSPITALIZED CASES[2]
30,327

Pregnant Women with COVID-19 Admitted to the ICU, Who Required Invasive Ventilation, or Who Required ECMO, United States, January 22, 2020 - March 7, 2022

Data were collected from 187,751 women, but ICU admission data were only available for 18,293 (9.7%) women, invasive ventilation data were only available for 13,303 (7.1%) women, and ECMO data were only available for 12,462 (6.6%).

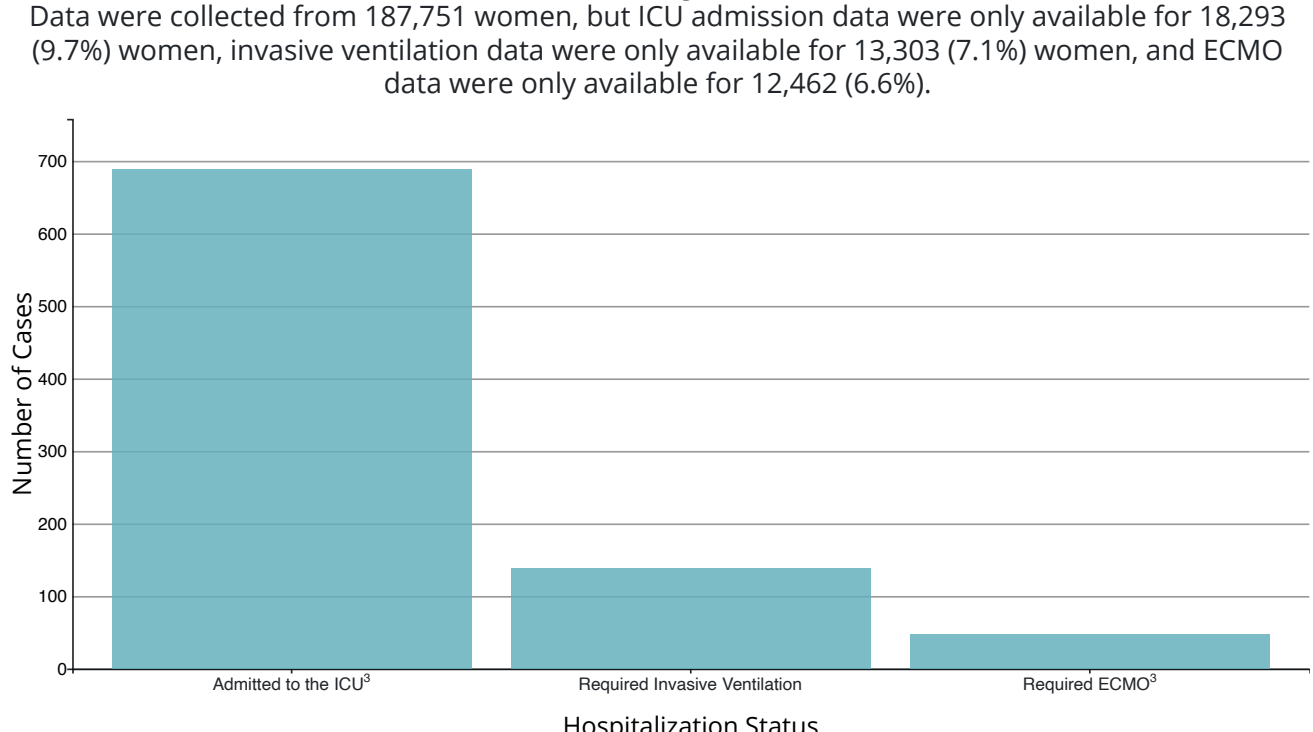

Download Chart

Intensive Care Unit (ICU) Admissions among Pregnant Women with COVID-19 by Month

Data were collected from 187,751 women, but ICU admission data were only available for 18,293 (9.7%) women.

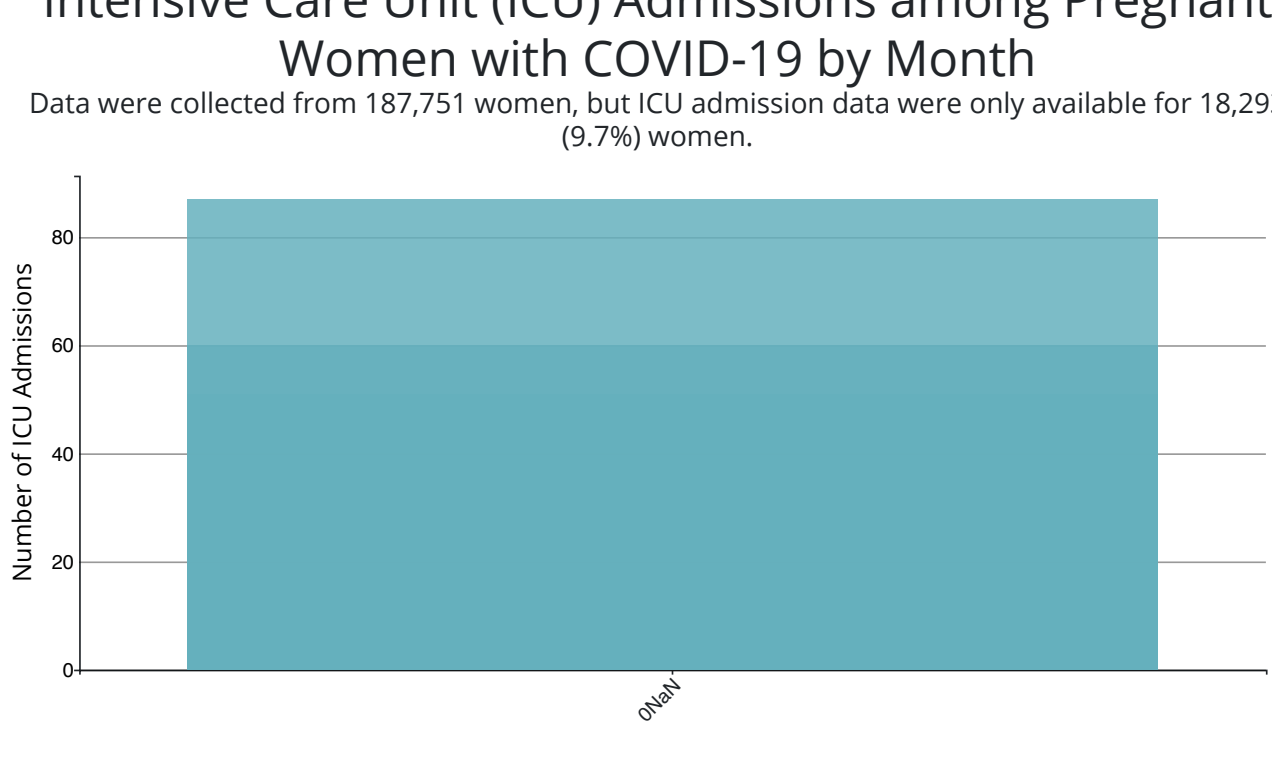

Download Chart

Pregnant Women with COVID-19 by Age, United States, January 22, 2020 - March 7, 2022

Data were collected from 187,751 women, and age was available for 187,751 (100%) women.

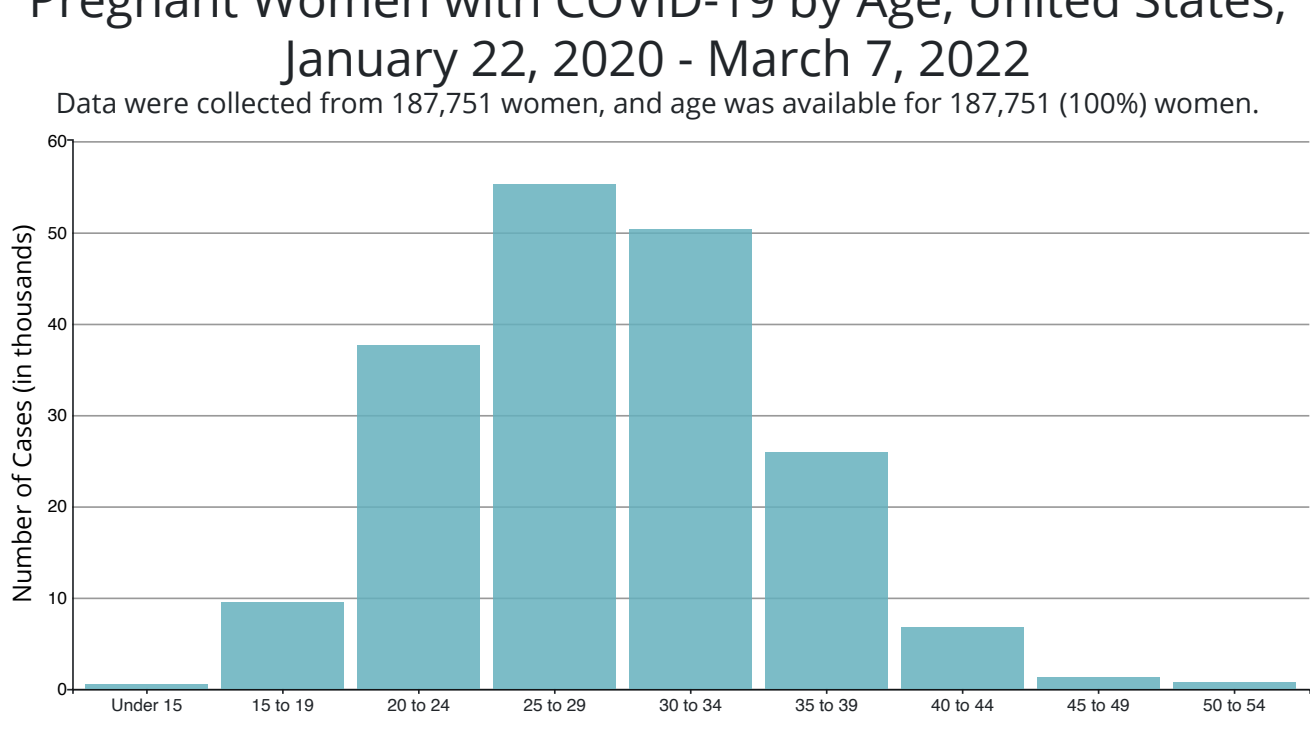

Download Chart

Pregnant Women with COVID-19 by Race/Ethnicity, United States, January 22, 2020 - March 7, 2022

Data were collected from 187,751 women, but race/ethnicity was only available for 162,589 (86.6%) women.

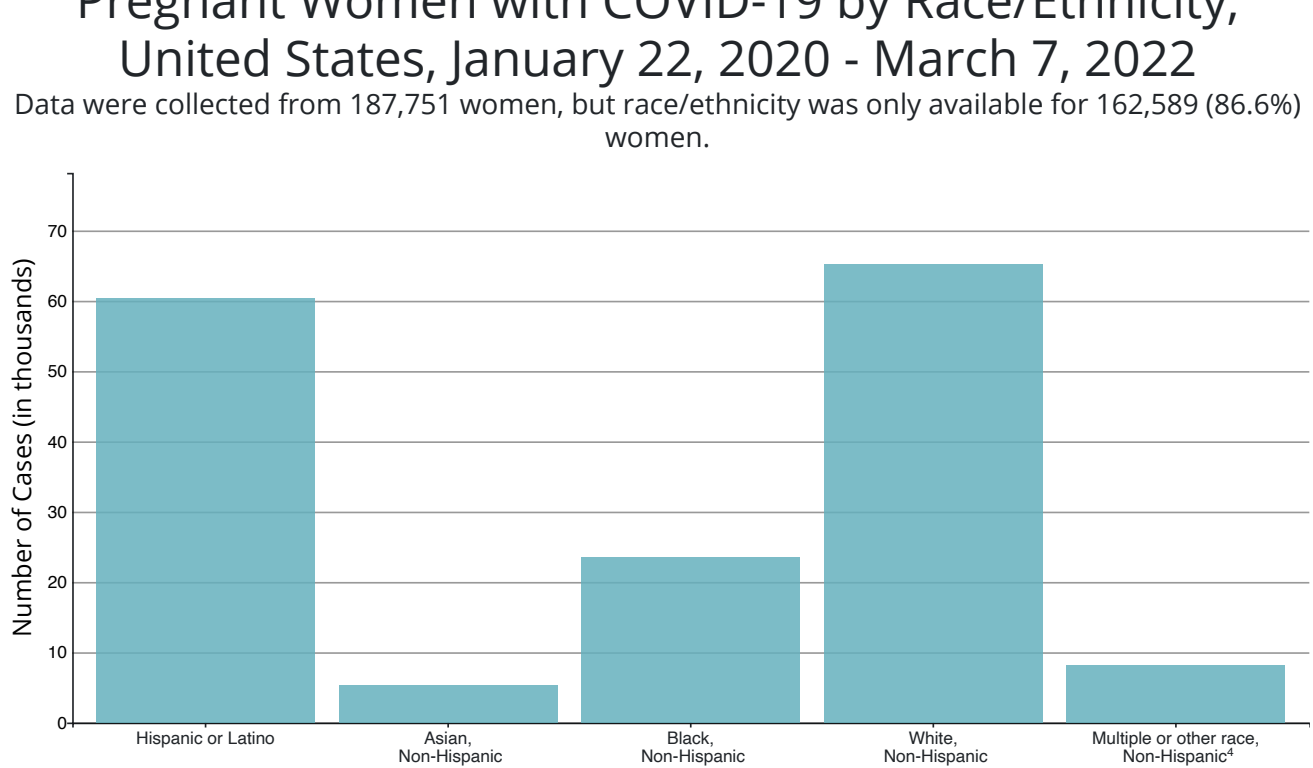

Download Chart

[1]Cases with age <9 years and >54 years are excluded. Cases with unknown age are included.
[2]Data were not available to distinguish hospitalization for COVID-19-related indications, such as worsening respiratory status, from hospital admission for pregnancy-related indications, such as delivery.
[3]Abbreviation: ICU, intensive care unit; ECMO, extracorporeal membrane oxygenation, an advanced life support technique used for patients with life-threatening heart and/or lung problems.
[4]Other race includes non-Hispanic American Indian or Alaska Native or non-Hispanic Native Hawaiian or Other Pacific Islander.

Data Downloads and Footnotes

Expand each accordion to view data table and download data

Data Table for COVID-19 during Pregnancy

CDC | Data as of: Wednesday, March 9, 2022 2:08 PM ET. Posted: Wednesday, March 9, 2022 3:35 PM ET

Download Data

Category	Value
Total Cases	187751
Total Deaths	293
Total Cases with Known Age	187751
Total Cases with Unknown Age	0
Percent Cases with Known Age	100
Cases under 15 years	455
Cases 15 to 19 years	9478
Cases 20 to 24 years	37631
Cases 25 to 29 years	55236
Cases 30 to 34 years	50277
Cases 35 to 39 years	25887
Cases 40 to 44 years	6736
Cases 45 to 49 years	1289
Cases 50 to 54 years	762
Total Cases with Known Race/Ethnicity	162589
Percent Cases with Known Race/Ethnicity	86.6
Total Cases Hispanic or Latino	60415
Total Cases Asian, Non-Hispanic	5276
Total Cases Black, Non-Hispanic	23527
Total Cases White, Non-Hispanic	65166
Total Cases Multiple, Non-Hispanic	8205
Total Hospitalized Cases	30327
Total Cases Known Hospitalization Status	150920
Percent with Known Hospitalization Status	80.4
Total Cases with Known ICU Status	18293
Percent with Known ICU Status	9.7
Total Cases with Known Ventilation Status	13303
Percent with Known Ventilation Status	7.1
Total Cases with Known ECMO Status	12462
Percent with Known ECMO Status	6.6
Total ICU Cases	689
Total Ventilation Cases	139
Total ECMO Cases	47
Percent Cases with Known Diagnosis Date	100
Total Cases with Known Diagnosis Date	187751

Data Table for Cases of COVID-19 Among Pregnant Women by Week of Diagnosis

CDC | Data as of: Wednesday, March 9, 2022 2:08 PM ET. Posted: Wednesday, March 9, 2022 3:35 PM ET

Download Data

Week of COVID-19 Diagnosis	Number of Cases
2020-01-26	3
2020-02-09	5
2020-02-16	1
2020-02-23	3
2020-03-01	50
2020-03-08	180
2020-03-15	657
2020-03-22	1028
2020-03-29	1223
2020-04-05	1096
2020-04-12	1105
2020-04-19	1181
2020-04-26	1195
2020-05-03	1124
2020-05-10	1211
2020-05-17	1210
2020-05-24	1162
2020-05-31	1284
2020-06-07	1830
2020-06-14	1717
2020-06-21	2165
2020-06-28	2420
2020-07-05	2523
2020-07-12	2402
2020-07-19	2257
2020-07-26	2013
2020-08-02	1873
2020-08-09	1591
2020-08-16	1577
2020-08-23	1322
2020-08-30	1182
2020-09-06	1222
2020-09-13	1509
2020-09-20	1466
2020-09-27	1709
2020-10-04	1817
2020-10-11	2096
2020-10-18	2231
2020-10-25	2492
2020-11-01	3196
2020-11-08	3515
2020-11-15	3624
2020-11-22	3653
2020-11-29	4686
2020-12-06	4627
2020-12-13	4394
2020-12-20	3979
2020-12-27	4970
2021-01-03	4799
2021-01-10	3807
2021-01-17	3306
2021-01-24	2751
2021-01-31	2250
2021-02-07	1910
2021-02-14	1551
2021-02-21	1436
2021-02-28	1369
2021-03-07	1403
2021-03-14	1548
2021-03-21	1567
2021-03-28	1608
2021-04-04	1721
2021-04-11	1619
2021-04-18	1472
2021-04-25	1389
2021-05-02	1192
2021-05-09	997
2021-05-16	870
2021-05-23	633
2021-05-30	596
2021-06-06	572
2021-06-13	477
2021-06-20	585
2021-06-27	718
2021-07-04	960
2021-07-11	1286
2021-07-18	1664
2021-07-25	1975
2021-08-01	2254
2021-08-08	2281
2021-08-15	2143
2021-08-22	2125
2021-08-29	1773
2021-09-05	1917
2021-09-12	1727
2021-09-19	1573
2021-09-26	1416
2021-10-03	1215
2021-10-10	1038
2021-10-17	1037
2021-10-24	1057
2021-10-31	1041
2021-11-07	958
2021-11-14	1012
2021-11-21	1088
2021-11-28	1320
2021-12-05	1242
2021-12-12	1554
2021-12-19	3086
2021-12-26	4845
2022-01-02	4039
2022-01-09	2977
2022-01-16	1842
2022-01-23	1301
2022-01-30	967
2022-02-06	620
2022-02-13	404
2022-02-20	167
2022-02-27	19

Data Table for Deaths and ICU Admissions Among Pregnant Women with COVID-19 by Month

CDC | Data as of: Wednesday, March 9, 2022 2:08 PM ET. Posted: Wednesday, March 9, 2022 3:35 PM ET

Download Data

Year	Month	Number of Deaths	Number of ICU Admissions
2021	November	14	19
2021	April	10	24
2020	November	4	15
2022	January	11	19
2020	October	6	26
2021	October	22	19
2021	January	18	28
2020	August	8	30
2021	August	40	60
2021	March	14	13
2020	July	15	30
2020	April	13	87
2020	March	1	51
2020	June	12	41
2020	September	5	12
2021	September	36	30
2020	December	10	30
2022	February	3	4
2021	February	8	6
2021	December	11	26
2021	July	10	40
2021	June	4	14
2020	May	12	46
2021	May	6	19

Footnotes

This webpage is updated weekly. The cases reported include only confirmed cases with laboratory evidence of SARS-CoV-2 infection.

About the Data:

All data on this page come from the Human Infection with 2019 Novel Coronavirus Case Report Form. There are currently 56 U.S.-affiliated jurisdictions reporting cases of COVID-19 to CDC. This includes 50 states, District of Columbia, Guam, New York City, the Northern Mariana Islands, Puerto Rico, and the U.S Virgin Islands. Only about a third of case report forms include information on pregnancy status. Therefore, these numbers likely do not include all pregnant women with COVID-19 in the U.S. and must be interpreted with caution. The completeness of the pregnancy variable continues to improve each week. Increases in the total number of cases of COVID-19 among pregnant women are largely due to the updating of pregnancy status among already reported cases. Case numbers reported on other websites may differ from what is posted on CDC's website because CDC's overall case numbers are validated through a confirmation process with each jurisdiction. Differences between reporting jurisdictions and CDC's website may occur due to the timing of reporting and website updates. The process used for finding and confirming cases reported by other sites may differ. Case counts may fluctuate from week to week due to data quality and cleaning processes.

Since October 2020, CDC has excluded reports of cases of COVID-19 among pregnant women who are younger than age 9 and older than age 54 in the weekly reporting. Based on review of data quality, cases reported as pregnant with ages younger than 9 or older than 54 are less likely to be true pregnancies, and more likely to be data errors. Cases with unknown age are still included.

For more information on how CDC collects COVID-19 surveillance data, see FAQ: COVID-19 Data and Surveillance

For information on the multiple efforts CDC is supporting to understand the impact of COVID-19 on pregnant women and infants, see Investigating the Impact of COVID-19 during Pregnancy.

For surveillance data on birth and infant outcomes from the Surveillance for Emerging Threats to Mothers and Babies Network (SET-NET) see COVID-19 during Pregnancy: Birth and Infant Outcomes.

Looking for data on birth and infant outcomes among

Looking for data on birth and infant outcomes among pregnant women with COVID-19?

Visit CDC's Birth and Infant Outcomes data page for information on delivery type, preterm birth, and infant test results

Want to learn more about COVID-19 risk for pregnant women and those who are breastfeeding?

Find more information and resources for pregnancy, breastfeeding, and caring for newborns during the COVID-19 pandemic,including information on COVID-19 vaccines while pregnant or breastfeeding

Get Email Updates

Sign up to receive the COVID Data Tracker Weekly Review.

Email Address:

Email Address

What's this?

Submit

Cite COVID Data Tracker

Centers for Disease Control and Prevention. COVID Data Tracker. Atlanta, GA: US Department of Health and Human Services, CDC; 2022, March 10. https://covid.cdc.gov/covid-data-tracker

COVID-19 Home >

All COVID-19 topics including prevention, travel, work, and school