Use CDC's COVID-19 Community Levels to determine the level of healthcare burden and disease spread in your community and take action. Check back soon for COVID Data Tracker updates incorporating COVID-19 Community Levels information.

Data on COVID-19 during Pregnancy: Severity of Maternal Illness

Monitoring the impact of COVID-19 during pregnancy can protect pregnant women and their babies; maps, charts, and data provided by CDC

View Footnotes and Download Data

Looking for data on birth and infant outcomes among pregnant women with COVID-19?
Visit CDC's Birth and Infant Outcomes data page for information on delivery type, preterm birth, and infant test results.

Pregnant Women[1] with COVID-19, United States, January 22, 2020 - February 28, 2022

TOTAL CASES[1]
182,847

TOTAL DEATHS
285

Cases of COVID-19 among Pregnant Women by Week of Diagnosis*

Data were collected from 182,847 women and date of diagnosis** was available for 182,847 (100%) women.

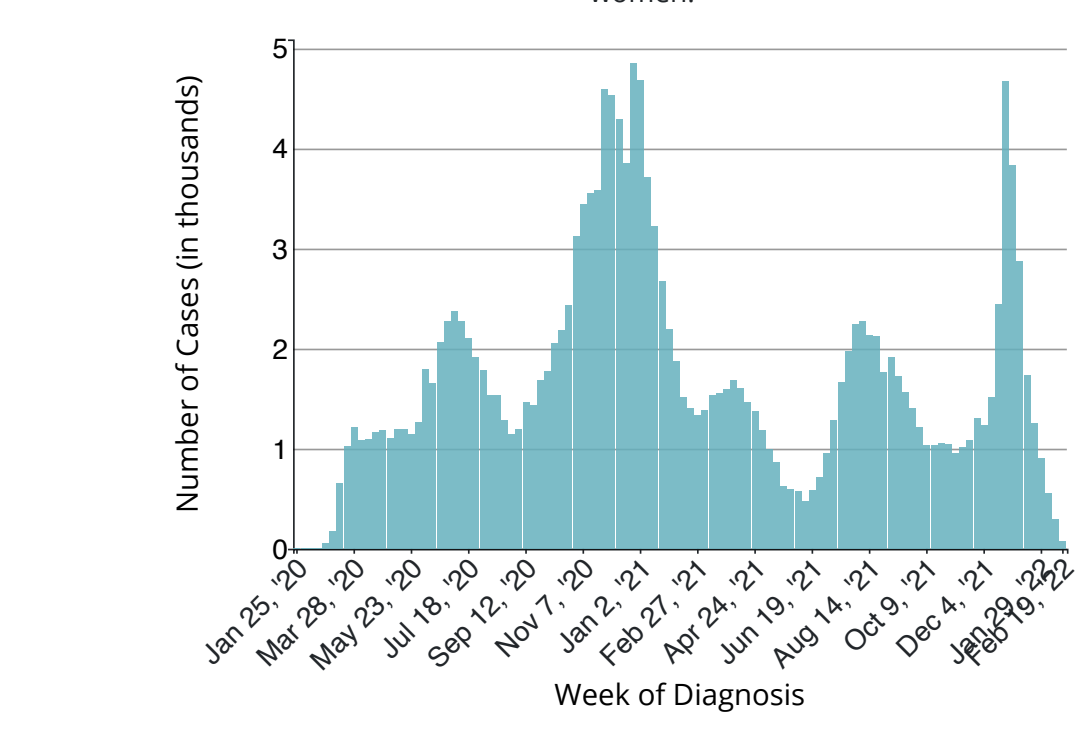

Download Chart

*Jurisdictions may take 2-4 weeks to confirm a case of SARS-CoV-2 in a pregnant woman and report it to CDC.

**Date of diagnosis is derived from the earliest date of either 1) when the case report was received by CDC from a jurisdictional health department or 2) the earliest available date related to the illness or specimen collection.

More information on this dataset: COVID-19 Case Surveillance Public Use Data

Deaths* among Pregnant Women with COVID-19 by Month**

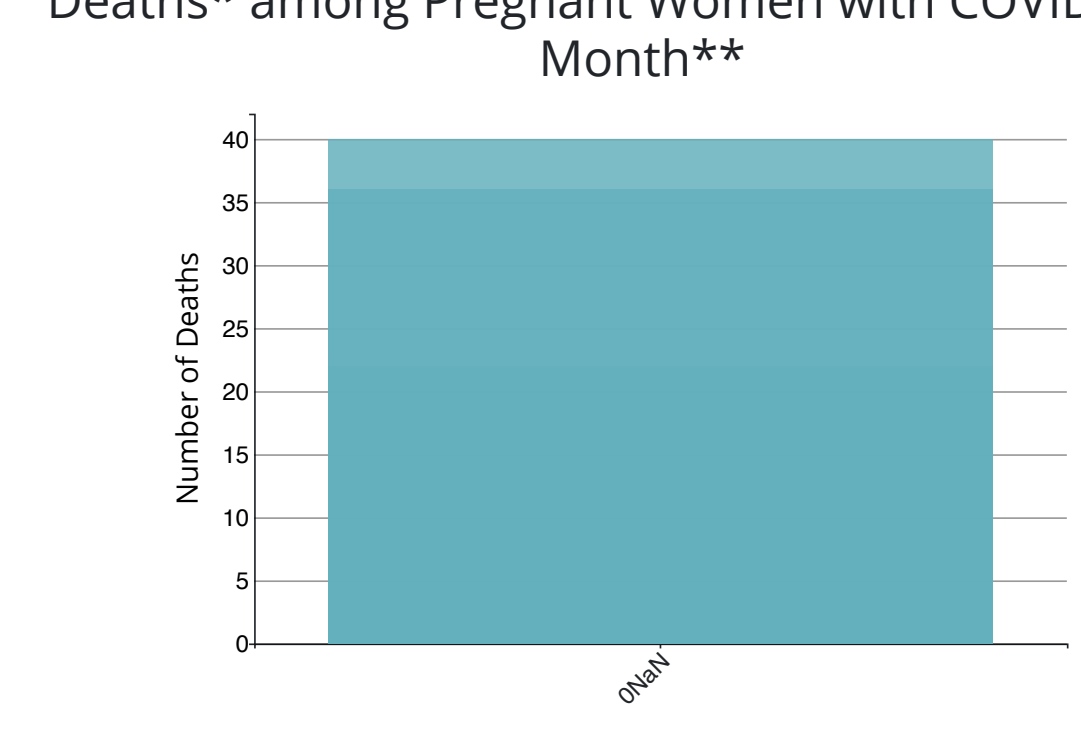

Download Chart

*Deaths reported by jurisdictional health departments reflect the most up-to-date information received by CDC based on preliminary reporting using the case report. Date of death is used for reporting, and if missing, then date of diagnosis is used. Delays may exist in reporting of deaths from initial confirmation of SARS-CoV-2 infection.

** In July 2021, the Delta variant of SARS-CoV-2 became the predominant variant in the United States.

Pregnant Women with COVID-19 Who Were Hospitalized, United States, January 22, 2020 - February 28, 2022

Data were collected from 182,847 women, but hospitalization data were only available for 146,774 (80.3%).

HOSPITALIZED CASES[2]
29,519

Pregnant Women with COVID-19 Admitted to the ICU, Who Required Invasive Ventilation, or Who Required ECMO, United States, January 22, 2020 - February 28, 2022

Data were collected from 182,847 women, but ICU admission data were only available for 18,213 (10%) women, invasive ventilation data were only available for 13,132 (7.2%) women, and ECMO data were only available for 12,313 (6.7%).

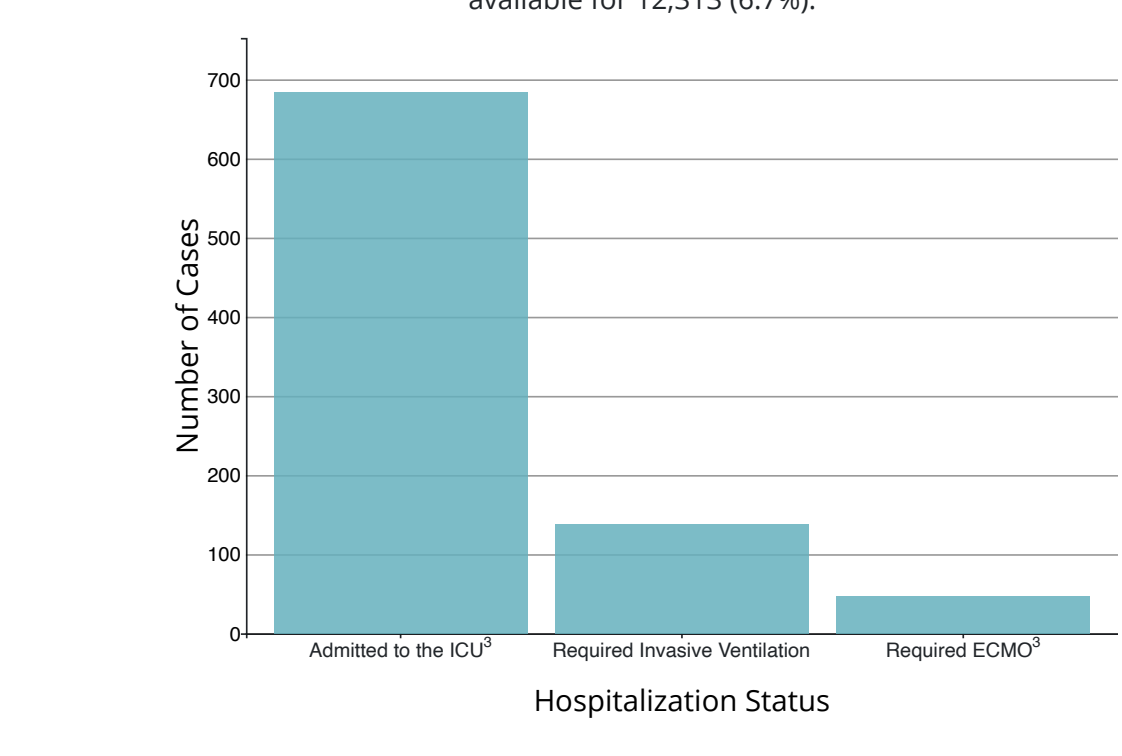

Download Chart

Intensive Care Unit (ICU) Admissions among Pregnant Women with COVID-19 by Month

Data were collected from 182,847 women, but ICU admission data were only available for 18,213 (10%) women.

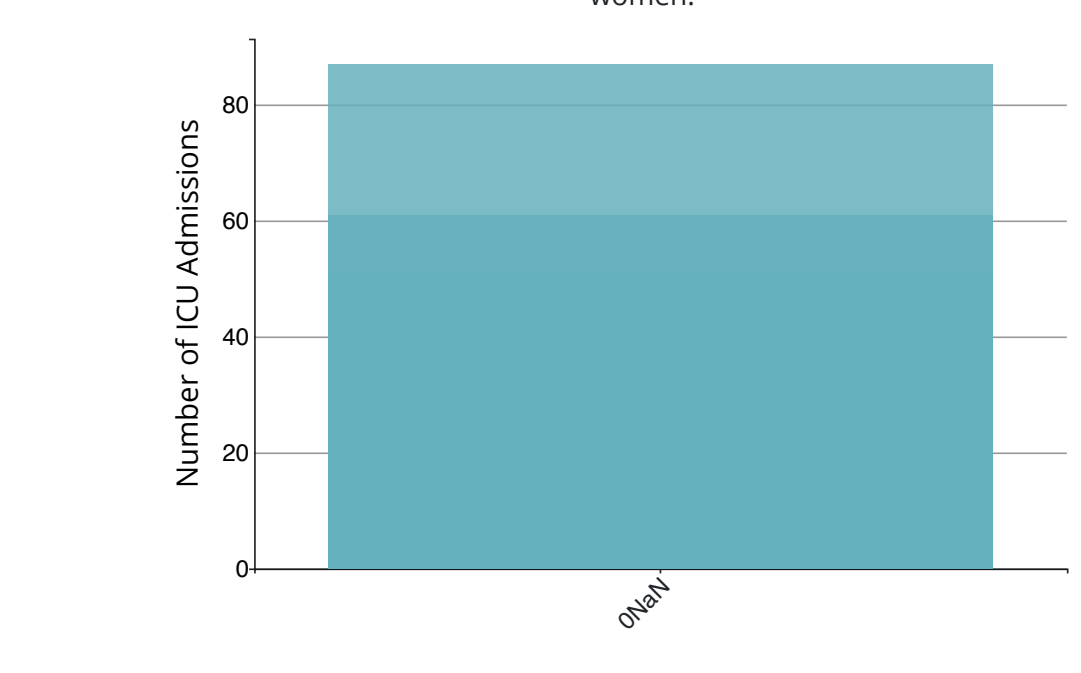

Download Chart

Pregnant Women with COVID-19 by Age, United States, January 22, 2020 - February 28, 2022

Data were collected from 182,847 women, and age was available for 182,847 (100%) women.

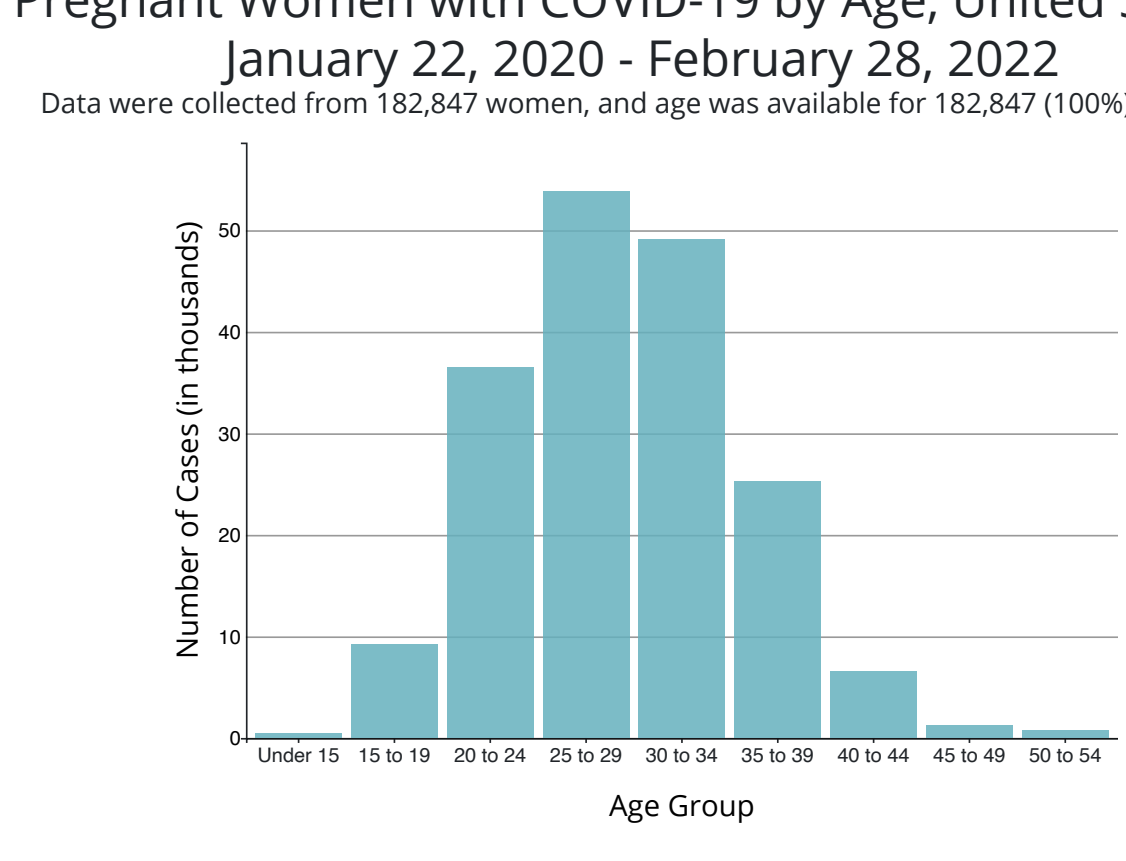

Download Chart

Pregnant Women with COVID-19 by Race/Ethnicity, United States, January 22, 2020 - February 28, 2022

Data were collected from 182,847 women, but race/ethnicity was only available for 159,267 (87.1%) women.

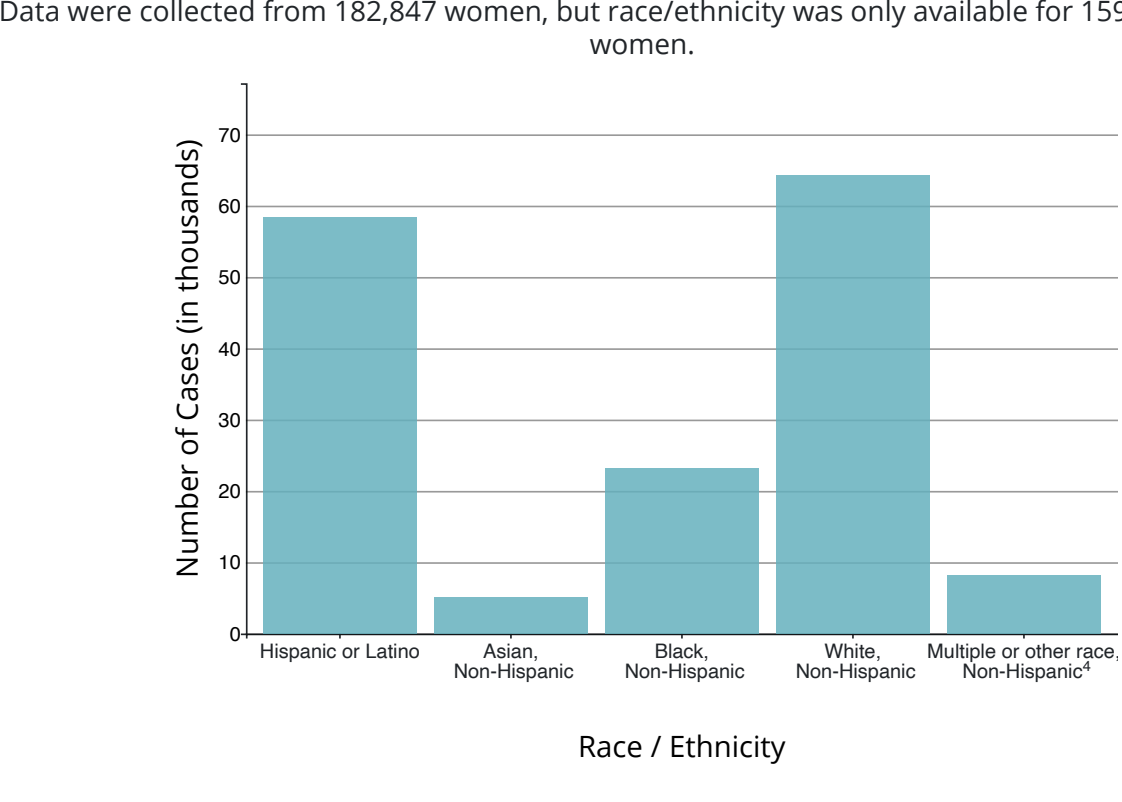

Download Chart

[1]Cases with age <9 years and >54 years are excluded. Cases with unknown age are included.
[2]Data were not available to distinguish hospitalization for COVID-19-related indications, such as worsening respiratory status, from hospital admission for pregnancy-related indications, such as delivery.
[3]Abbreviation: ICU, intensive care unit; ECMO, extracorporeal membrane oxygenation, an advanced life support technique used for patients with life-threatening heart and/or lung problems.
[4]Other race includes non-Hispanic American Indian or Alaska Native or non-Hispanic Native Hawaiian or Other Pacific Islander.

Data Downloads and Footnotes

Expand each accordion to view data table and download data

Data Table for COVID-19 during Pregnancy

CDC | Data as of: Wednesday, March 2, 2022 4:43 PM ET. Posted: Wednesday, March 2, 2022 6:03 PM ET

Download Data

Category	Value
Total Cases	182847
Total Deaths	285
Total Cases with Known Age	182847
Total Cases with Unknown Age	0
Percent Cases with Known Age	100
Cases under 15 years	448
Cases 15 to 19 years	9162
Cases 20 to 24 years	36518
Cases 25 to 29 years	53790
Cases 30 to 34 years	49093
Cases 35 to 39 years	25240
Cases 40 to 44 years	6580
Cases 45 to 49 years	1269
Cases 50 to 54 years	747
Total Cases with Known Race/Ethnicity	159267
Percent Cases with Known Race/Ethnicity	87.1
Total Cases Hispanic or Latino	58392
Total Cases Asian, Non-Hispanic	5181
Total Cases Black, Non-Hispanic	23248
Total Cases White, Non-Hispanic	64309
Total Cases Multiple, Non-Hispanic	8137
Total Hospitalized Cases	29519
Total Cases Known Hospitalization Status	146774
Percent with Known Hospitalization Status	80.3
Total Cases with Known ICU Status	18213
Percent with Known ICU Status	10
Total Cases with Known Ventilation Status	13132
Percent with Known Ventilation Status	7.2
Total Cases with Known ECMO Status	12313
Percent with Known ECMO Status	6.7
Total ICU Cases	684
Total Ventilation Cases	138
Total ECMO Cases	47
Percent Cases with Known Diagnosis Date	100
Total Cases with Known Diagnosis Date	182847

Data Table for Cases of COVID-19 Among Pregnant Women by Week of Diagnosis

CDC | Data as of: Wednesday, March 2, 2022 4:43 PM ET. Posted: Wednesday, March 2, 2022 6:03 PM ET

Download Data

Week of COVID-19 Diagnosis	Number of Cases
2020-01-26	3
2020-02-09	5
2020-02-16	1
2020-02-23	3
2020-03-01	50
2020-03-08	179
2020-03-15	655
2020-03-22	1020
2020-03-29	1214
2020-04-05	1082
2020-04-12	1096
2020-04-19	1164
2020-04-26	1182
2020-05-03	1100
2020-05-10	1192
2020-05-17	1194
2020-05-24	1148
2020-05-31	1268
2020-06-07	1799
2020-06-14	1653
2020-06-21	2063
2020-06-28	2276
2020-07-05	2370
2020-07-12	2276
2020-07-19	2109
2020-07-26	1919
2020-08-02	1789
2020-08-09	1532
2020-08-16	1538
2020-08-23	1282
2020-08-30	1144
2020-09-06	1192
2020-09-13	1468
2020-09-20	1438
2020-09-27	1681
2020-10-04	1779
2020-10-11	2053
2020-10-18	2184
2020-10-25	2439
2020-11-01	3120
2020-11-08	3439
2020-11-15	3549
2020-11-22	3585
2020-11-29	4598
2020-12-06	4536
2020-12-13	4296
2020-12-20	3849
2020-12-27	4849
2021-01-03	4688
2021-01-10	3715
2021-01-17	3224
2021-01-24	2674
2021-01-31	2194
2021-02-07	1875
2021-02-14	1517
2021-02-21	1405
2021-02-28	1339
2021-03-07	1380
2021-03-14	1531
2021-03-21	1559
2021-03-28	1593
2021-04-04	1689
2021-04-11	1601
2021-04-18	1461
2021-04-25	1376
2021-05-02	1189
2021-05-09	993
2021-05-16	862
2021-05-23	626
2021-05-30	594
2021-06-06	572
2021-06-13	477
2021-06-20	584
2021-06-27	717
2021-07-04	959
2021-07-11	1284
2021-07-18	1664
2021-07-25	1974
2021-08-01	2248
2021-08-08	2274
2021-08-15	2139
2021-08-22	2120
2021-08-29	1768
2021-09-05	1912
2021-09-12	1720
2021-09-19	1569
2021-09-26	1407
2021-10-03	1211
2021-10-10	1032
2021-10-17	1032
2021-10-24	1054
2021-10-31	1040
2021-11-07	956
2021-11-14	1011
2021-11-21	1082
2021-11-28	1309
2021-12-05	1231
2021-12-12	1512
2021-12-19	2443
2021-12-26	4671
2022-01-02	3833
2022-01-09	2873
2022-01-16	1736
2022-01-23	1257
2022-01-30	909
2022-02-06	553
2022-02-13	293
2022-02-20	70

Data Table for Deaths and ICU Admissions Among Pregnant Women with COVID-19 by Month

CDC | Data as of: Wednesday, March 2, 2022 4:43 PM ET. Posted: Wednesday, March 2, 2022 6:03 PM ET

Download Data

Year	Month	Number of Deaths	Number of ICU Admissions
2021	March	13	13
2020	July	13	30
2020	September	4	12
2021	September	36	30
2020	December	10	30
2022	February	3	2
2021	February	7	6
2021	December	10	26
2021	November	14	19
2021	April	9	23
2020	November	4	15
2022	January	11	16
2020	October	6	26
2021	October	22	19
2021	January	18	28
2020	August	7	30
2021	August	40	61
2020	April	13	87
2020	March	1	51
2020	June	12	41
2021	July	10	40
2021	June	4	14
2020	May	12	46
2021	May	6	19

Footnotes

This webpage is updated weekly. The cases reported include only confirmed cases with laboratory evidence of SARS-CoV-2 infection.

About the Data:

All data on this page come from the Human Infection with 2019 Novel Coronavirus Case Report Form. There are currently 56 U.S.-affiliated jurisdictions reporting cases of COVID-19 to CDC. This includes 50 states, District of Columbia, Guam, New York City, the Northern Mariana Islands, Puerto Rico, and the U.S Virgin Islands. Only about a third of case report forms include information on pregnancy status. Therefore, these numbers likely do not include all pregnant women with COVID-19 in the U.S. and must be interpreted with caution. The completeness of the pregnancy variable continues to improve each week. Increases in the total number of cases of COVID-19 among pregnant women are largely due to the updating of pregnancy status among already reported cases. Case numbers reported on other websites may differ from what is posted on CDC's website because CDC's overall case numbers are validated through a confirmation process with each jurisdiction. Differences between reporting jurisdictions and CDC's website may occur due to the timing of reporting and website updates. The process used for finding and confirming cases reported by other sites may differ. Case counts may fluctuate from week to week due to data quality and cleaning processes.

Since October 2020, CDC has excluded reports of cases of COVID-19 among pregnant women who are younger than age 9 and older than age 54 in the weekly reporting. Based on review of data quality, cases reported as pregnant with ages younger than 9 or older than 54 are less likely to be true pregnancies, and more likely to be data errors. Cases with unknown age are still included.

For more information on how CDC collects COVID-19 surveillance data, see FAQ: COVID-19 Data and Surveillance

For information on the multiple efforts CDC is supporting to understand the impact of COVID-19 on pregnant women and infants, see Investigating the Impact of COVID-19 during Pregnancy.

For surveillance data on birth and infant outcomes from the Surveillance for Emerging Threats to Mothers and Babies Network (SET-NET) see COVID-19 during Pregnancy: Birth and Infant Outcomes.

Looking for data on birth and infant outcomes among pregnant women with COVID-19?

Visit CDC's Birth and Infant Outcomes data page for information on delivery type, preterm birth, and infant test results

Want to learn more about COVID-19 risk for pregnant women and those who are breastfeeding?

Find more information and resources for pregnancy, breastfeeding, and caring for newborns during the COVID-19 pandemic,including information on COVID-19 vaccines while pregnant or breastfeeding

Cite COVID Data Tracker

Centers for Disease Control and Prevention. COVID Data Tracker. Atlanta, GA: US Department of Health and Human Services, CDC; 2022, March 03. https://covid.cdc.gov/covid-data-tracker

COVID-19 Home >

All COVID-19 topics including prevention, travel, work, and school