



Office of Financial Resources Fiscal Year 2021 Annual Report



**Centers for Disease
Control and Prevention**
Office of the Chief
Operating Officer

Director's Letter

In FY 2021, CDC's COVID-19 response changed from a sprint to a marathon for the entire CDC team, while the imperative to maintain excellence and impact in core programs was renewed and new public health challenges and threats emerged worldwide.



"Our greatest reward is seeing the results of our partnerships inside and outside CDC to support health improvements for people everywhere."

Throughout the year, the Office of Financial Resources (OFR) displayed extraordinary effort and strong commitment as a strategic partner to CDC programs.

We protect the agency as financial stewards first and foremost. Yet, we support CDC in many more ways, such as implementing new measures to advance health equity in grants and cooperative agreements and the timely funding of awards that support the COVID-19 response. From keeping open the lines of congressional communication to diligently managing risk, OFR directly contributes to the achievement of effective public health outcomes.

Our greatest reward is seeing the results of our partnerships inside and outside CDC to support health improvements for people everywhere. I continue to be especially proud of our team.

It is my pleasure to share with you some of OFR's many FY 2021 achievements in this annual report. We're excited about the future as we work to advance CDC's mission.

Sincerely,

A handwritten signature in blue ink, appearing to read 'C Capozzola'.

Christa Capozzola

Chief Financial Officer, CDC
Director, Office of Financial Resources

CDC/ATSDR is referred to as CDC throughout this document.

OFR's Impact at CDC

OFR strives to provide exemplary stewardship and customer service for managing CDC's acquisition and assistance processes while safeguarding public funds through prudent budget guidance and careful financial management. In FY 2021, OFR provided significant and meaningful financial support for public health action in 50 states, 9 territories, and 66 countries.

\$66.1B

obligated from direct appropriations and funds from other agencies



\$57.5B

obligated in contracts and grants



24,000+

contract and grant actions processed

173

Freedom of Information Act responses

21

Government Accountability Office and Office of the Inspector General evaluations and audits closed

12

new engagements led/co-led



23rd

consecutive unmodified audit opinion received (through Health and Human Services [HHS]) for principal financial statements and notes for the year ended September 30, 2021

8th




consecutive Certificate of Excellence in Accountability Reporting Award received (through HHS) from the Association of Government Accountants



68

CDC staff trained on budget formulation

103 congressional briefings



2 hearings

facilitated to educate key appropriations offices and staff

1,048

proactive congressional communications supporting CDC's public health programs and research around the world

COVID-19-Related:

46 proactive congressional communications

18 briefings

69 responses to congressional information requests

90%



of CDC staff who collaborated with OFR were satisfied with OFR services

20,000+

Labor Distribution System transactions processed

2021: OFR in Action

Responsiveness, innovation, and cooperation are critical to our mission. OFR collaborates CDC-wide to develop and refine technologies, systems, and processes that can save time, money, and effort for our partners and stakeholders.



Communicating with Congress

Office of Appropriations (OA)—OA supported meetings between CDC leaders and congressional appropriations staff, as well as CDC’s new director, Dr. Rochelle Walensky, in two budget hearings and 22 congressional introductory briefings, all while preparing CDC’s largest budget request in nearly 20 years.



Buying Smarter

Office of Acquisition Services (OAS)—OAS used best in class and category management government-wide contracts to maximize the government’s shared purchasing power, allowing CDC to leverage volume discounts.



Implementing Faster Solutions

Office of Budget Services (OBS)—OBS automated Labor Distribution System requests by developing a new online tool and also coordinated with staff across OFR to plan for, load, and generate program ceiling memos for the large number of funding supplementals *in a single day*.



Supporting Efficiency and Staff Retention

Office of Finance and Accounting Services (OFAS)—OFAS supported two new invoicing platforms for improving federal buy-sell transactions and electronic payments in the future and collaborated on solutions to enhance the Educational Loan Repayment Program for Health Professionals to recruit and retain highly qualified applicants.



Increasing Access to Funds and Data

Office of Grants Services (OGS)—OGS developed new methods to reduce the time needed for grantees to draw down funds while instituting controls. They also increased efficiency by using MS Power Query to automate a previously labor-intensive data report process, reducing a three-hour effort to 15 minutes.

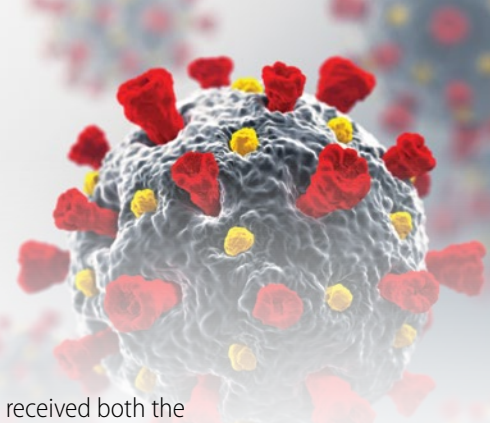


Managing Risk

Risk Management and Internal Control Unit (RMICU)—RMICU protected government assets through strengthened internal controls, rigorous auditing, continuous grantee risk and fraud monitoring, exploring new data analysis tools, and creating new efficiencies through automation.

Overcoming COVID-19

OFR staff continued to help fight the COVID-19 pandemic—deploying and volunteering for the response and finding real solutions to unique challenges.



Award-Winning Teamwork

OFR COVID-19 Pandemic Response Team—In FY 2021, OFR received both the 2020 HHS Secretary’s Award for Distinguished Service and the 2020 CDC Honor Award for Excellence in Finance (COVID-19). Comprising staff across OFR, the team met unprecedented resource needs with streamlined and innovative processes.



Curating Crucial Relationships

Office of Appropriations—OA staff continued to build and solidify critical relationships with congressional appropriators, holding subject matter expert telebriefings and sharing updates with congressional staff to help Congress make informed funding and oversight decisions. OA also strengthened relationships with Georgia leaders to advance CDC’s priorities and public health mission.



Implementing a Record-Breaking Budget

Office of Budget Services—OBS led the agency in planning and executing the unprecedented inflow of COVID-19 funds. The record-breaking increase, nearly 400% of CDC’s direct annual appropriations, required an enormous effort—and new systems—to process and obligate. By quarter 3, FY 2021 COVID-19 obligations had already more than doubled from the previous fiscal year’s total CDC obligations.



Expediting Critical Funds

Office of Grants Services—Even though COVID-19-related grant actions increased 400% in FY 2021, OGS continued to support CDC’s ability to quickly issue awards for response activities, most recently for vaccine distribution and vaccine confidence. Given a two-week turnaround, OGS partnered with two of CDC’s Centers, Institute, and Offices (CIO), HHS, and the White House to issue 64 awards for over \$29 billion *within one day* of receiving the funding memos.



Assisting the Response

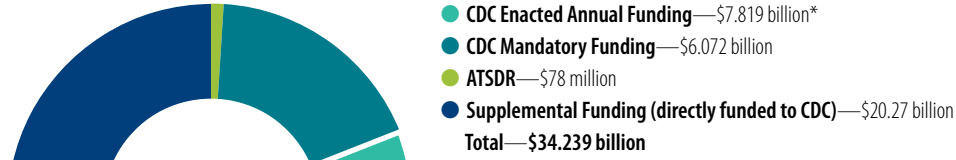
In FY 2021, OFR staff continued to deploy or volunteer for the COVID-19 response. All OFR staff played a critical role by doing response work or supporting those who deployed.

- Total staff response hours: **58,629**
- Total staff assisting the response: **51**
- CDC vaccination clinic volunteers: **18**

FY 2021 Appropriations At-A-Glance

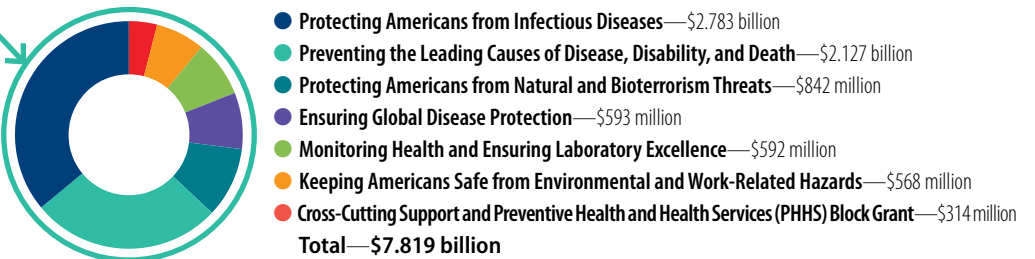
In FY 2021, OA facilitated 105 briefings and hearings to educate appropriations offices and congressional staff and conducted 1,048 proactive congressional communications supporting CDC's public health programs and research around the world.

FY 2021 CDC/ATSDR Appropriations



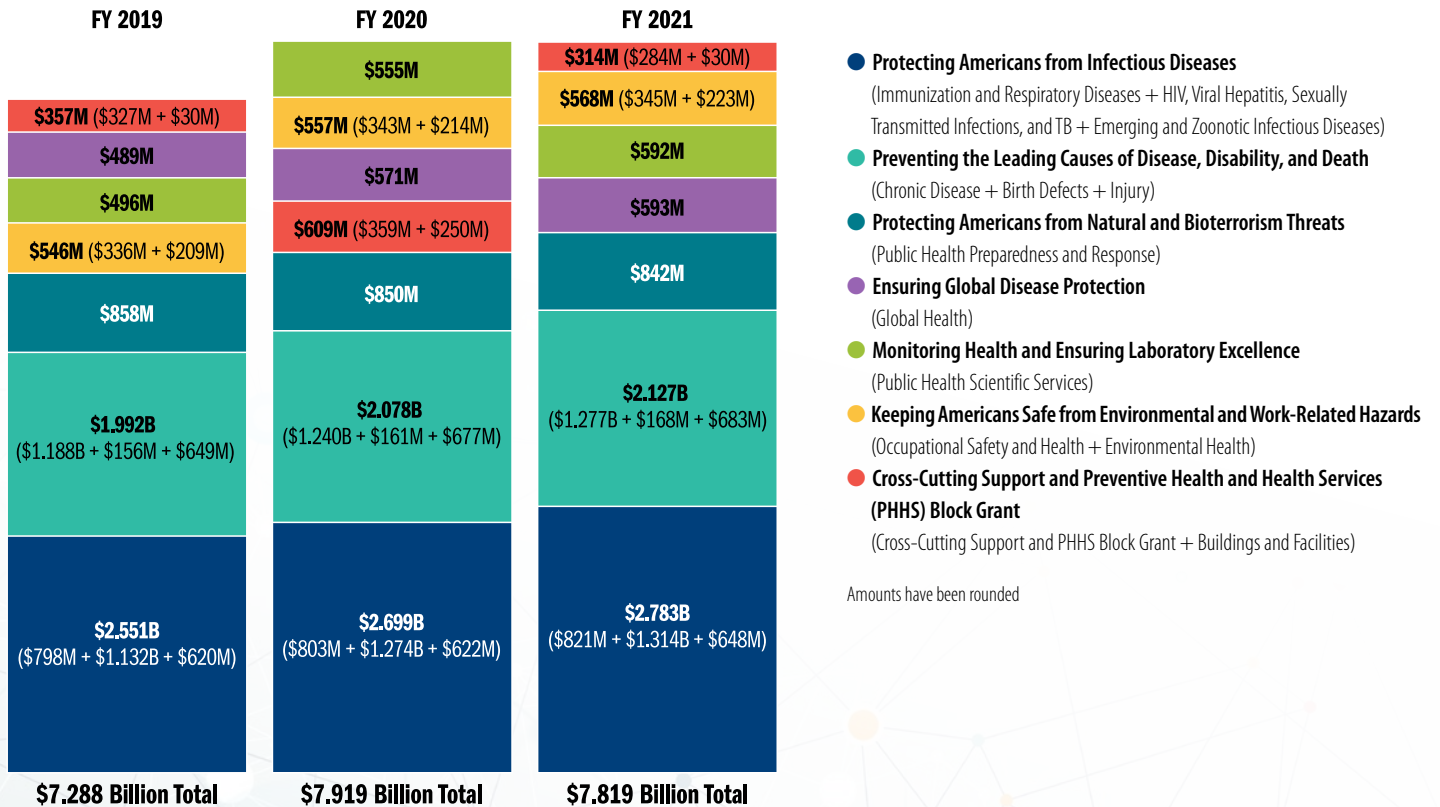
*Includes Budget Authority and Prevention and Public Health Fund (PPHF)
Amounts have been rounded

FY 2021 CDC Discretionary Funding (Program Level By Mission)



Amounts have been rounded

FY 2019-2021 CDC Program Level by Mission

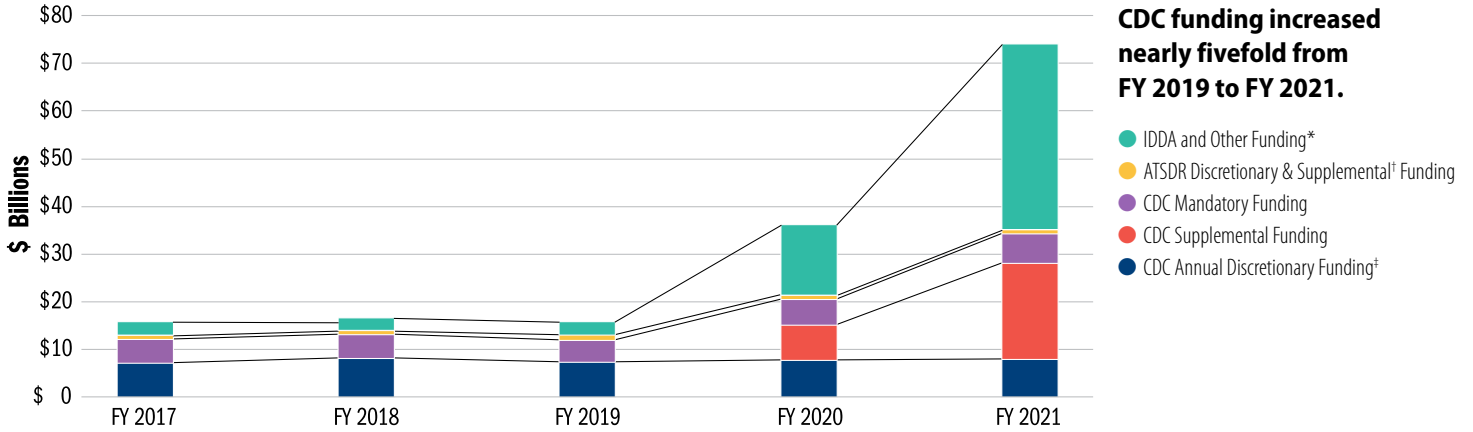


Amounts have been rounded

FY 2021 Budget At-A-Glance

In FY 2021, OBS submitted, tracked, monitored, and reconciled 3,629 emergency response requests and created automated workflow processes, trend analysis reviews, and data extracts for approximately 1,960 Labor Distribution System requests.

FY 2017-2021 Comparison of All Funding Sources



* Includes Intra-Departmental Delegation of Authority (IDDA) (including President's Emergency Plan for AIDS Relief [PEPFAR]), cooperative research and development agreements, gifts, royalties, and user fees.

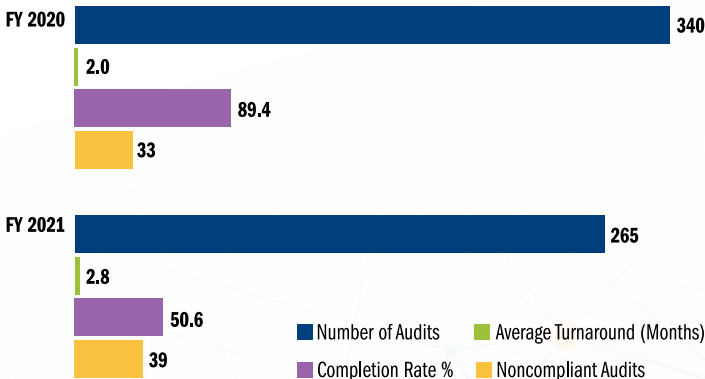
† ATSDR received supplemental funding in FYs 2019 & 2020.

‡ Includes PPHF.

FY 2021 Risk Management At-A-Glance

In FY 2021, RMICU earned its 13th consecutive Clean Assurance Statement, completed audit resolution and prepared statements of findings from 95 audits, and recovered \$576,819 in unsupported payments. RMICU also performed internal control reviews of CDC programs to ensure efficiency of operations, legal compliance, and reliability of financial reporting.


Foreign and Domestic Audits



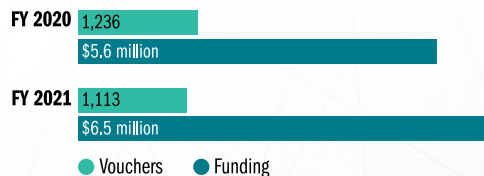
FY 2021 Finance At-A-Glance

In FY 2021, OFAS collected \$215.2 million in accounts receivable[§] and processed \$433.8 million in reimbursable agreements supporting public health programs and research worldwide.

Reimbursable Interagency Agreements



Transportation Vouchers**



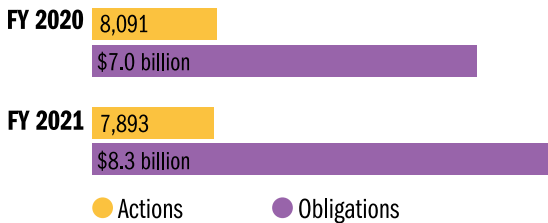
[§] Outstanding invoices CDC has or money owed to CDC.

** Reimbursement for costs associated with transportation (shipment/storage of household goods).

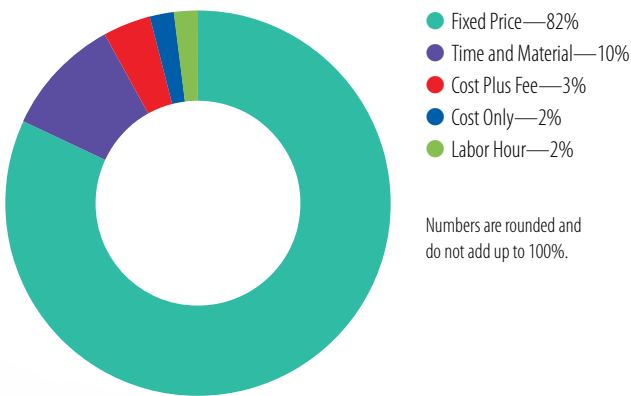
FY 2021 Contracts At-A-Glance

In FY 2021, OAS processed 7,893 contract actions totaling \$8.3 billion in support of public health programs and research in the U.S. and around the world.

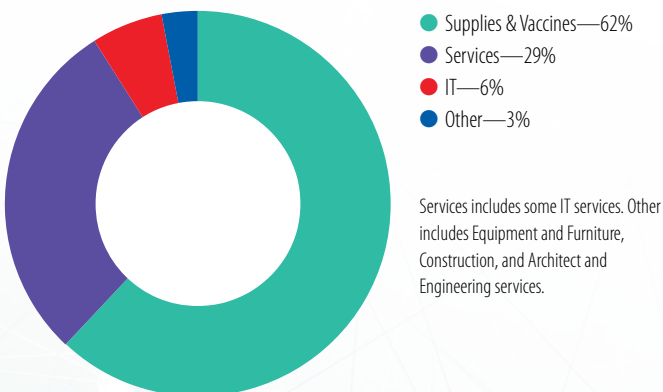
FY 2020–2021 Comparison of Contract Actions and Obligations



FY 2021 CDC Contract Obligations by Type



FY 2021 CDC Contract Obligations by Category



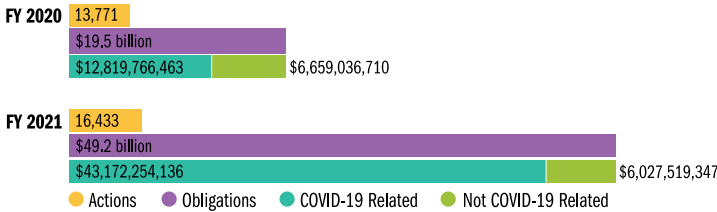
FY 2021 CDC Contracts by Centers, Institute, and Offices (CIO)

CIO	Actions	Obligations
ATSDR	102	\$34,753,276
CDC OD	220	\$74,890,803
CGH	368	\$69,196,262
CPR	330	\$374,272,362
CSELS	241	\$215,640,368
CSTLTS	14	\$15,810,404
NCBDDD	69	\$21,790,600
NCCDPHP	391	\$210,772,119
NCEH	371	\$54,596,844
NCEZID	1,196	\$364,254,213
NCHHSTP	415	\$114,355,116
NCHS	382	\$92,715,798
NCIPC	216	\$50,870,387
NCIRD	930	\$5,660,399,136
NIOSH	1,248	\$246,312,308
OCOO	1,303	\$657,265,877
OLSS	12	\$2,157,927
OMHHE	4	\$491,756
OS	81	\$17,576,052
Grand Total	7,893	\$8,278,121,608

FY 2021 Grants At-A-Glance

In FY 2021, OGS supported 5,648 grant awards to 2,424 recipients. These 5,648 awards generated 16,433 actions. OGS processed funding of nearly \$49.2 billion for public health programs and research in the U.S. and around the world. OGS also published 152 new Notices of Funding Opportunities (NOFO).

FY 2020-2021 Comparison of Grant Actions and Obligations

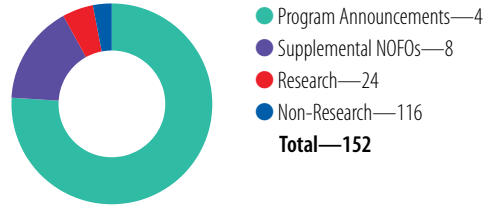


FY 2021 CDC Grants by Centers, Institute, and Offices (CIO)

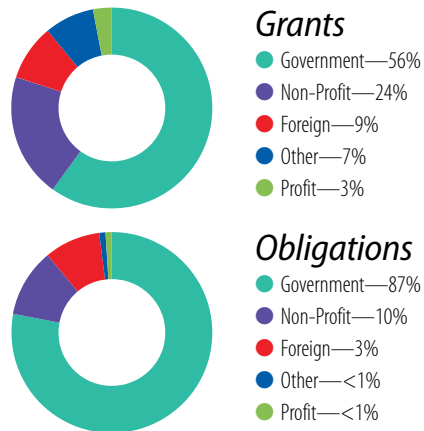
CIO	NOFOs	Grants	Actions	Obligations
ATSDR	13	61	157	\$32,548,284
CGH	537	735	2,897	\$2,121,787,573
CPR	6	257	525	\$2,633,162,289
CSELS	4	11	29	\$105,899,202
CSTLTS	13	454	1,356	\$3,123,221,575
NCBDDD	45	204	473	\$82,871,413
NCCDPHP	108	996	2,841	\$958,050,175
NCEH	28	171	430	\$85,664,795
NCEZID	51	191	1,214	\$30,860,393,049
NCHHSTP	91	720	1,783	\$1,090,098,608
NCHS	1	1	5	\$694,495
NCIPC	72	1,283	3,228	\$517,240,787
NCIRD	58	270	997	\$7,456,288,513
NIOSH	17	281	480	\$121,474,687
OD	8	7	9	\$1,449,697
OMHHE	1	5	8	\$6,128,341
OS	1	1	1	\$2,800,000
Grand Total	1,054	5,648	16,433	\$49,199,773,483

Grant and action counts are based on the organization that administers the grant. Dollars are based on the organization providing funding, regardless of which organization administers the grant.

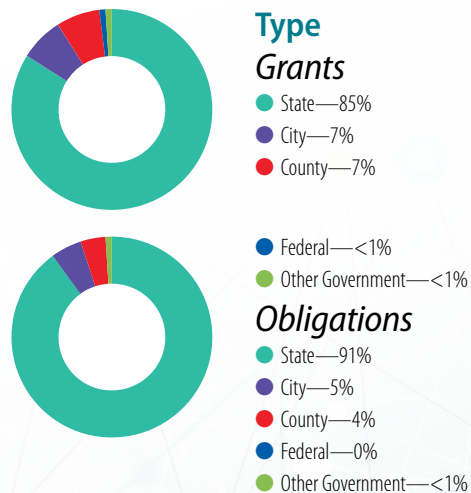
FY 2021 CDC New Grant Notices of Funding Opportunities (NOFO)



FY 2021 CDC Awards by Recipient Type



FY 2021 CDC Awards by Government Recipient



Data for these charts are from <http://taggs.hhs.gov>. Manual transactions may cause system totals to not match FY 2021 amounts in other charts. Numbers are rounded and may not add up to 100%.

FY 2021 CDC Domestic Grant Programs with the Largest Total Funding

Approximately 91 percent of CDC’s domestic grant funding is provided directly to state and local entities to help protect America from health, safety, and security threats, both foreign and in the U.S.

Domestic Grant Programs	Recipients	Obligations
 2019 Epidemiology and Laboratory Capacity for Prevention and Control of Emerging Infectious Diseases	64	\$30,600,836,171
 Immunization and Vaccines for Children	64	\$7,228,638,080
 National Initiative to Address COVID-19 Health Disparities Among Populations at High Risk and Underserved, including Racial and Ethnic Minority Populations and Rural Communities	105	\$2,247,469,178
 Cooperative Agreement for Emergency Response: Public Health Crisis Response	65	\$2,000,000,000
 Preventive Health and Health Services—Strengthening Public Health Systems and Services through National Partnerships to Improve and Protect the Nation’s Health—Financed in part by PPHF	39	\$692,091,565
 Public Health Emergency Preparedness Cooperative Agreement	62	\$632,997,289
 Integrated HIV Surveillance and Prevention Programs for Health Departments	60	\$392,261,804
 Strengthening STD Prevention and Control for Health Departments	59	\$294,068,412
 Overdose Data to Action	63	\$258,507,476
 Cancer Prevention and Control Programs for State, Territorial, and Tribal Organizations	83	\$217,533,687

How OFR Helps CDC Protect America from Health, Safety, and Security Threats

Office of the Director

What We Do

Provide leadership, risk management, and guidance on the financial resources that support public health science and programs

What It Looks Like

Lead all CDC financial processes, engaging CIOs and key stakeholders to align agency-wide financial management, grants, and acquisition processes with laws, regulations, and policies, while fostering a culture of diversity, equity, inclusion, and accessibility for OFR



Office of Acquisition Services

What We Do

Procure services, supplies, equipment, research, and data collection

What It Looks Like

Facilitate smart, efficient purchasing to support CDC's public health and diversity goals in compliance with HHS and CDC policies

Office of Grants Services

What We Do

Coordinate and oversee CDC's grants and cooperative agreements

What It Looks Like

Obligate funds to help CDC's grantees accomplish their public health goals

Office of Budget Services

What We Do

Support ongoing budget execution and oversight for HHS funding and reporting

What It Looks Like

Advise CIOs as they develop and implement sound spend plans and obligate the funds that enable CDC's mission-critical work

Office of Finance and Accounting Services

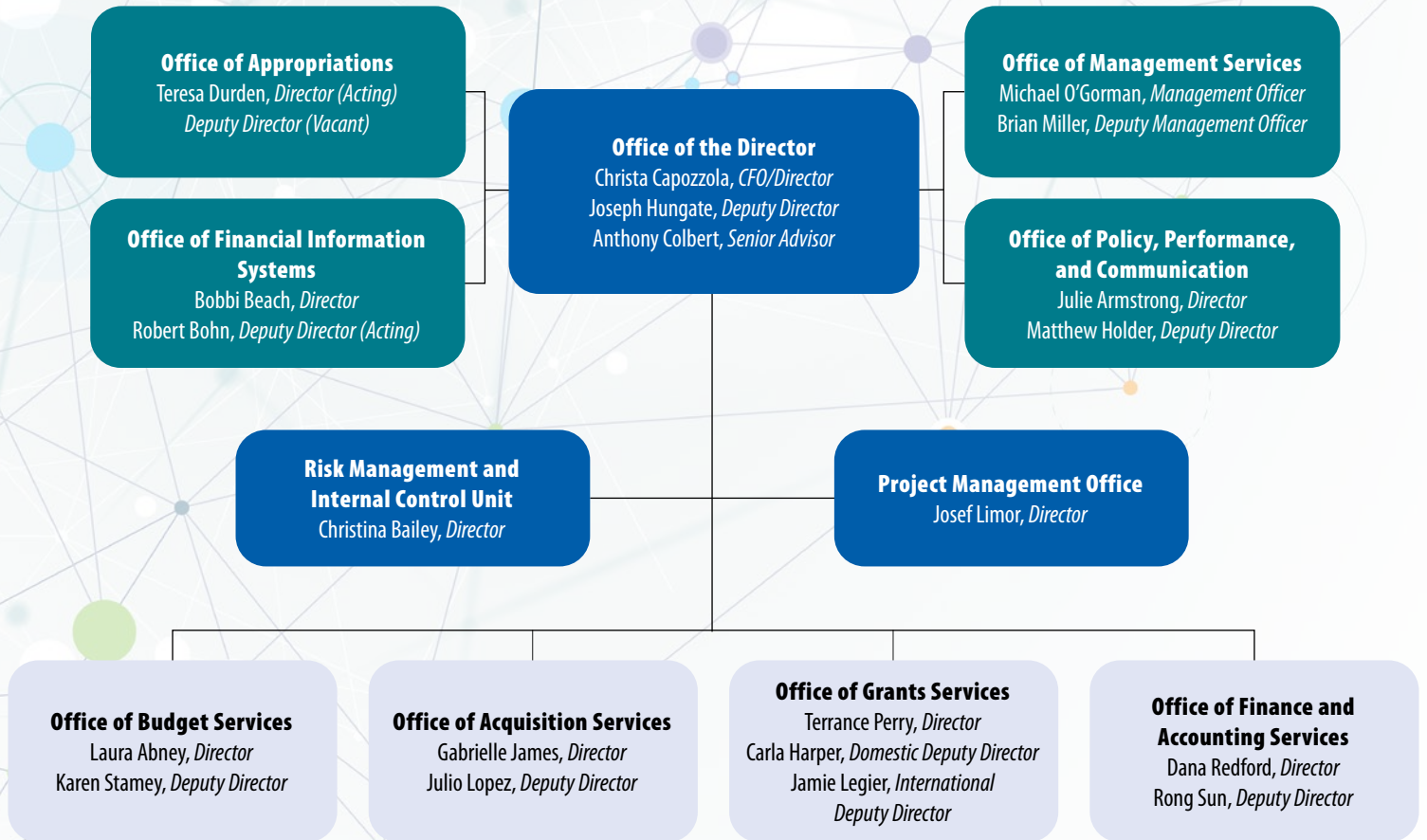
What We Do

Manage CDC's accounting, payments, billings, and collections

What It Looks Like

Ensure CDC complies with all applicable financial laws and regulations

Office of Financial Resources Organization Chart



As of September 2021

OFR's Vision and Mission

Vision

Excellence and innovation in the investment and management of public funds for public health through the proud contributions of a talented and diverse workforce.

Mission

The Office of Financial Resources contributes to the achievement of positive public health outcomes at CDC by providing exemplary customer-focused leadership and fiscal stewardship in appropriations, acquisitions, assistance, and financial management with accountability and sound business practices.