CDC Centers for Disease Control and Prevention National Notifiable Diseases Surveillance System

COVID Data Tracker

Last 30 days: **51,256,787** Deaths trend: **↑ 8%** Last 30 days: **895,300** 77.9% of People 5+ with At Least One Vaccination Data as of Dec 29, 2021 Community Transmission: **Substantial**

CDC's COVID Data Tracker will not update on Friday, December 24, 2021, Saturday, December 25, 2021, and Sunday, December 26, 2021. Updates will resume on Monday, December 27, 2021.

CLICK TO VIEW OTHER PAGES:
Pregnant People: COVID-19 Illness and Outcomes

Data on COVID-19 during Pregnancy: Severity of Maternal Illness

Monitoring the impact of COVID-19 during pregnancy can protect pregnant women and their babies, maps, charts, and data provided by CDC.

View Frequently Asked Questions and Data

Looking for data on birth and infant outcomes among pregnant women with COVID-19?
Visit CDC's Birth and Infant Outcomes data page for information on delivery type, preterm birth, and more data available.

Pregnant Women: COVID-19, United States, January 22, 2020 - December 20, 2021

Download Chart

Cases of COVID-19 among Pregnant Women by Week of Diagnosis**



Data were collected from 152,682 women and date of diagnosis** was available for 152,682 (100%) women.

Download Chart

*Jurisdictions may take 2-4 weeks to confirm a case of SARS-CoV-2 in a pregnant woman and report it to CDC.

**Date of diagnosis is derived from the earliest date of either 1) when the case report was received by CDC from a jurisdictional health department or 2) the earliest available date related to the illness or specimen collection.

More information on this dataset: COVID-19 Case Surveillance Public Use Data

Deaths* among Pregnant Women with COVID-19 by Month**

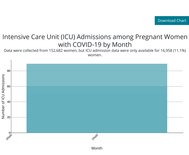

Download Chart

*Deaths reported by jurisdictional health departments reflect the most up to date information received by CDC based on preliminary reporting using the case report. Date of death is used for reporting, and if unknown, then date of diagnosis is used. Delays may exist in reporting of deaths from initial confirmation of SARS-CoV-2 infection.

** In July 2021, the Delta variant of SARS-CoV-2 became the predominant variant in the United States.

Pregnant Women with COVID-19 Who Were Hospitalized, United States, January 22, 2020 - December 20, 2021

Data were collected from 152,682 women, but hospitalization data were only available for 125,451 (82.2%).

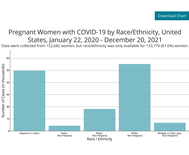

Download Chart

Pregnant Women with COVID-19 Admitted to the ICU, Who Required Invasive Ventilation, or Who Required ECMO, United States, January 22, 2020 - December 20, 2021

Data were collected from 152,682 women, but ICU admission data were only available for 16,958 (11.1%) women, invasive ventilation data were only available for 132,30 (18.9%) women, and ECMO data were only available for 13,027 (8.5%).

Download Chart

Intensive Care Unit (ICU) Admissions among Pregnant Women with COVID-19 by Month

Data were collected from 152,682 women, but ICU admission data were only available for 16,958 (11.1%) women.

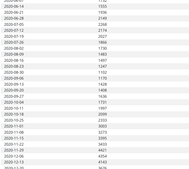

Download Chart

Pregnant Women with COVID-19 by Age, United States, January 22, 2020 - December 20, 2021

Data were collected from 152,682 women, and age was available for 152,682 (100%) women.

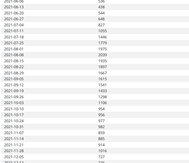

Download Chart

Pregnant Women with COVID-19 by Race/Ethnicity, United States, January 22, 2020 - December 20, 2021

Data were collected from 152,682 women, but race/ethnicity was only available for 73,779 (47.8%) women.

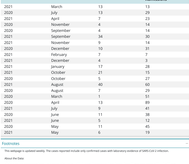

Download Chart

*Cases with age 14 years and 150 years are included in the overall counts but not shown.

**Cases with unknown or missing race and ethnicity are included in the overall counts but not shown or filter-specific values.

Data are from the COVID-19 Case Surveillance Public Use Data and represent patient-level data reported to CDC by state and territorial health departments for pregnancy-related indications, such as delivery.

Hospitalization includes patients who were admitted to a hospital overnight regardless of whether or not they were hospitalized for a COVID-19 illness.

Data Downloads and Footnotes

Expand each section to view data table and download data

Data Table for COVID-19 during Pregnancy

CDC | Data as of: Thursday, December 23, 2021 4:19 PM ET; Posted: Thursday, December 23, 2021 4:58 PM ET

Category	Value
Total Cases	152,682
Total Deaths	253
Total Cases with Known Age	152,682
Total Cases with Unknown Age	0
Cases under 15 years	51
Cases under 15 years	381
Cases 15 to 19 years	761
Cases 20 to 24 years	30563
Cases 25 to 29 years	45146
Cases 30 to 34 years	41984
Cases 35 to 39 years	20626
Cases 40 to 44 years	10259
Cases 45 to 49 years	1920
Cases 50 to 54 years	738
Total Cases with Known Race/Ethnicity	133779
Percent Cases with Known Race/Ethnicity	87.6
Total Cases Hispanic or Latino	49588
Total Cases Asian, Non-Hispanic	4309
Total Cases Black, Non-Hispanic	16264
Total Cases White, Non-Hispanic	55117
Total Cases Multiple, Non-Hispanic	6655
Total Hospitalized Cases	25747
Total Cases Known Hospitalization Status	125451
Percent with Known Hospitalization Status	82.2
Total Cases with Known ICU Status	16958
Percent Cases with Known ICU Status	11.1
Total Cases with Known Ventilation Status	13232
Percent with Known Ventilation Status	8.1
Total Cases with Known ECMO Status	13027
Percent with Known ECMO Status	8.5
Total ICU Cases	633
Total Ventilation Cases	129
Total ECMO Cases	12
Total Cases with Known Diagnosis Date	100
Total Cases with Known Diagnosis Date	152682

Data Table for Cases of COVID-19 Among Pregnant Women by Week of Diagnosis

CDC | Data as of: Thursday, December 23, 2021 4:19 PM ET; Posted: Thursday, December 23, 2021 4:58 PM ET

Week of COVID-19 Diagnosis	Number of Cases
2020-01-26	3
2020-01-27	6
2020-02-16	1
2020-03-23	3
2020-03-01	49
2020-03-08	179
2020-03-15	655
2020-03-22	1098
2020-03-29	1208
2020-04-05	1074
2020-04-12	1061
2020-04-19	1159
2020-04-26	1169
2020-05-03	1080
2020-05-10	1159
2020-05-17	1163
2020-05-24	1108
2020-05-31	1227
2020-06-07	1732
2020-06-14	1935
2020-06-21	1958
2020-06-28	2166
2020-07-05	2358
2020-07-12	2174
2020-07-19	2021
2020-07-26	1866
2020-08-02	1736
2020-08-09	1483
2020-08-16	1487
2020-08-23	1347
2020-08-30	1102
2020-09-06	1170
2020-09-13	1428
2020-09-20	1636
2020-09-27	1636
2020-10-04	1836
2020-10-11	1997
2020-10-18	2099
2020-10-25	2333
2020-11-01	3003
2020-11-08	3273
2020-11-15	3395
2020-11-22	3893
2020-11-29	4402
2020-12-06	4354
2020-12-13	4143
2020-12-20	3676
2020-12-27	4094
2021-01-03	4320
2021-01-10	4603
2021-01-17	2926
2021-01-24	3443
2021-01-31	2917
2021-02-07	1741
2021-02-14	1425
2021-02-21	1382
2021-02-28	1329
2021-03-07	1278
2021-03-14	1424
2021-03-21	1453
2021-03-28	1511
2021-04-04	1610
2021-04-11	1565
2021-04-18	1611
2021-04-25	1306
2021-05-02	1095
2021-05-09	911
2021-05-16	812
2021-05-23	585
2021-05-30	546
2021-06-06	514
2021-06-13	438
2021-06-20	544
2021-06-27	648
2021-07-04	827
2021-07-11	1000
2021-07-18	1177
2021-07-25	1179
2021-08-01	1075
2021-08-08	2039
2021-08-15	1935
2021-08-22	1897
2021-08-29	1667
2021-09-05	1635
2021-09-12	1429
2021-09-19	1403
2021-09-26	1249
2021-10-03	1106
2021-10-10	954
2021-10-17	1000
2021-10-24	979
2021-10-31	982
2021-11-07	859
2021-11-14	885
2021-11-21	914
2021-11-28	1016
2021-12-05	727
2021-12-12	226

Data Table for Deaths and ICU Admissions Among Pregnant Women with COVID-19 by Month

CDC | Data as of: Thursday, December 23, 2021 4:19 PM ET; Posted: Thursday, December 23, 2021 4:58 PM ET

Year	Month	Number of Deaths	Number of ICU Admissions
2021	March	13	19
2021	July	13	29
2021	April	14	21
2021	November	4	14
2020	September	4	14
2021	September	24	30
2021	November	9	14
2021	December	16	31
2021	February	2	7
2021	December	1	7
2021	January	13	28
2021	October	21	15
2021	October	5	27
2021	August	40	60
2020	August	7	29
2020	March	1	51
2020	April	3	41
2020	May	1	47
2020	June	5	38
2020	June	5	12
2020	May	11	45
2020	July	1	41

Footnotes

* This webpage is updated weekly. The cases reported include only confirmed cases with laboratory evidence of SARS-CoV-2 infection.

About the Data

All data on this page are from the Pregnant Women with COVID Disease Surveillance Data Report Form. There are currently 57 U.S. jurisdictions (including 50 states, the District of Columbia, New York City, Puerto Rico, Guam, American Samoa, Northern Mariana Islands, and the Virgin Islands) reporting cases to CDC using this form. The data in this 57 jurisdiction dataset are from 49 states (including New York City), Puerto Rico, and Guam. Data collected from pregnant women with laboratory-confirmed SARS-CoV-2 infection and who have a pregnancy outcome (miscarriage, stillbirth, live birth, or termination) are included in this report. Increases in the total number of cases of COVID-19 among pregnant women are largely due to the number of pregnancy outcomes reported to CDC. Because of the time between a pregnant woman's COVID-19 illness and her pregnancy outcome, many records received by CDC cannot yet be linked to a pregnancy outcome and will not contribute. Differences between jurisdictions in the number of pregnancy outcomes reported to CDC may be due to differences in how pregnancy outcomes are being ascertained and reported by other sites that refer cases. Cases may fluctuate from week to week due to data quality and cleaning processes.

Data October 2020-Present: Due to a technical system issue, COVID-19 pregnancy outcomes are not available on this page for any cases that were first reported to the weekly reporting. Resolution of this issue is a priority. Cases identified with pregnancy outcomes that occur after the date of the report are not affected by this issue. Data collected prior to October 2020 are not affected by this issue.

For more information on the Pregnant Women with COVID-19 Surveillance Data Report Form, visit https://www.cdc.gov/coronavirus/2019-ncov/hcp/pregnancy-data-collection.html.

For information on the multiple PMS-C studies, it is happening to understand the impact of COVID-19 on pregnancy and infant outcomes, see https://www.cdc.gov/coronavirus/2019-ncov/hcp/pregnancy/index.html.

For surveillance data on birth and infant outcomes from the Surveillance for Emerging Threats to Mothers and Babies Network (SET-NET) see https://www.cdc.gov/coronavirus/2019-ncov/hcp/pregnancy/index.html.

Looking for data on birth and infant outcomes among pregnant women with COVID-19?
Visit CDC's Birth and Infant Outcomes data page for information on delivery type, preterm birth, and other live births.

Want to learn more about COVID-19 risk for pregnant women and those who are breastfeeding?

Find more information and resources for pregnancy, breastfeeding, and caring for newborns during the COVID-19 pandemic,including information on COVID-19 vaccines while pregnant or breastfeeding

Get Email Updates

Sign up to receive the COVID Data Tracker Weekly Review.

Email Address:

Email Address

What's this?

Submit