COVID Data Tracker

Cases (Past 2 Weeks) 56,475,373 Deaths (Past 2 Weeks) 848,939 7-Day Moving Average of New Cases per 100,000 Population 19.4 Community Transmission Level Substantial

CDC'S COVID STATE PROFILE

Multisystem Inflammatory Syndrome in Children (MIS-C)

# Health Department-Reported Cases of Multisystem Inflammatory Syndrome in Children (MIS-C) in the United States

Since mid-May 2020, CDC has been tracking case reports of multisystem inflammatory syndrome in children (MIS-C), a rare but serious condition associated with COVID-19. CDC is monitoring more about why some children and adolescents develop MIS-C, after being COVID-19 or in contact with someone with COVID-19, while others do not.

Data on this page are reported voluntarily to CDC by each jurisdiction's health department. CDC encourages all jurisdictions to report the most complete and accurate information that best represents the data available in their jurisdiction. Learn more about the data.

Last updated with cases reported to CDC on or before November 30, 2021*

TOTAL MIS-C PATIENTS MEETING CASE DEFINITION*

5,973

TOTAL MIS-C DEATHS MEETING CASE DEFINITION

52

*Additional patients are under investigation. After review of additional clinical data, some patients may be excluded if there are alternative diagnoses that explained their illness.

## Summary

- The median age of patients with MIS-C was 9 years, half of children with MIS-C were between the ages of 5 and 12 years.
- 69% of the reported patients with coronavirus information available occurred in children who were Hispanic/Latino or Black, non-Hispanic, compared to 43% of COVID-19 cases.
- 98% of patients had laboratory evidence (test results) for MIS-C, the virus that causes COVID-19. The remaining 2% of patients had contact with someone with COVID-19.
- 69% of reported patients were male.

## MIS-C Cases by Jurisdiction

Since reporting began in 2020, 53 U.S. jurisdictions including 50 states, New York, New York City, Puerto Rico, and Washington, DC have reported at least one MIS-C case to CDC. Because of the small number of cases reported in some jurisdictions, this report includes case ranges instead of exact case counts from individual jurisdictions to protect the privacy of patients and their families.

### Reported MIS-C Case Ranges by Jurisdiction, on or before November 30, 2021*

Reported MIS-C Cases

- 1-24 cases reported
- 25-49 cases
- 50-99 cases
- 100-149 cases
- 150-199 cases
- 200-249 cases
- 250-299 cases
- 300-349 cases

Download Chart

*CDC defers to jurisdictions to release additional information on patients

Data Table for MIS-C US Map

Download Data

| Location ⇕ | Number of patients ⇕ |
|---|---|
| Alabama | 100-149 cases |
| Alaska | 1-24 cases |
| American Samoa | No case reported |
| Arizona | 300+ cases |
| Arkansas | 50-99 cases |
| California | 300+ cases |
| Colorado | 100-149 cases |
| Connecticut | 50-99 cases |
| Delaware | 1-24 cases |
| District of Columbia | 25-49 cases |
| Florida | 250-299 cases |
| Georgia | 300+ cases |
| Guam | No case reported |
| Hawaii | 1-24 cases |
| Idaho | 25-49 cases |
| Illinois | 200-249 cases |
| Indiana | 100-149 cases |
| Iowa | 1-24 cases |
| Kansas | 1-24 cases |
| Kentucky | 50-99 cases |
| Louisiana | 250-299 cases |
| Maine | 1-24 cases |
| Marshall Islands | No case reported |
| Maryland | 100-149 cases |
| Massachusetts | 150-199 cases |
| Michigan | 100-149 cases |
| Micronesia | No case reported |
| Minnesota | 50-99 cases |
| Mississippi | 50-99 cases |
| Missouri | 100-149 cases |
| Montana | 1-24 cases |
| Nebraska | 1-24 cases |
| Nevada | 50-99 cases |
| New Hampshire | 1-24 cases |
| New Jersey | 150-199 cases |
| New Mexico | 1-24 cases |
| New York | 200-249 cases |
| New York City | 150-199 cases |
| North Carolina | 300+ cases |
| North Dakota | 1-24 cases |
| Northern Mariana Islands | No case reported |
| Ohio | 250-299 cases |
| Oklahoma | 1-24 cases |
| Oregon | 25-49 cases |
| Palau | No case reported |
| Pennsylvania | 300+ cases |
| Puerto Rico | 1-24 cases |
| Rhode Island | 1-24 cases |
| South Carolina | 150-199 cases |
| South Dakota | 1-24 cases |
| Tennessee | 200-249 cases |
| Texas | 250-299 cases |
| Utah | 50-99 cases |
| Vermont | 1-24 cases |
| Virgin Islands | No case reported |
| Virginia | 50-99 cases |
| Washington | 50-99 cases |
| West Virginia | 1-24 cases |
| Wisconsin | 100-149 cases |
| Wyoming | 1-24 cases |

## Daily MIS-C Cases and COVID-19 Cases Reported to CDC (7-Day Moving Average)

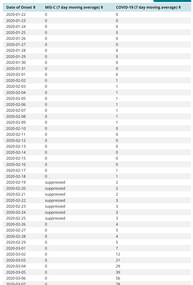


Download Chart

Number of included MIS-C cases: 5,966. The graph shows the 7-day moving average number of COVID-19 cases and MIS-C cases with date of onset between February 15, 2020 and November 22, 2021.

The grayed-out area on the right side of the figure represents the most recent 4 weeks of data, for which reporting is still incomplete. The actual number of MIS-C cases during this period is likely higher than what is shown in the graph because of reporting delays. The grayed-out area on the left side of the figure shows the first 4 weeks of data for both the left and the right sides of the figure. The left-hand axis marks the number of daily 7-day average MIS-C cases in units of 5 with a scale of 0 to 65; the right-hand axis marks the number of daily 7-day average COVID-19 cases in units of 10,000 with a scale from 0 to 250,000. To protect patient privacy and ensure data stability, data are suppressed when the 7-day moving average is <1.

Date of onset was missing for 4 of the 5,973 cases.

Data Table for Daily MIS-C Cases and COVID-19 Cases Reported to CDC (7-Day Moving Average)

Download Data

| Date of Onset ⇕ | MIS-C (7-day moving average) ⇕ | COVID-19 (7-day moving average) ⇕ |
|---|---|---|
| 2020-01-22 | 0 | 0 |
| 2020-01-23 | 0 | 0 |
| 2020-01-24 | 0 | 0 |
| 2020-01-25 | 0 | 0 |
| 2020-01-26 | 0 | 0 |
| 2020-01-27 | 0 | 0 |
| 2020-01-28 | 0 | 0 |
| 2020-01-29 | 0 | 0 |
| 2020-01-30 | 0 | 0 |
| 2020-01-31 | 0 | 0 |
| 2020-02-01 | 0 | 0 |
| 2020-02-02 | 0 | 0 |
| 2020-02-03 | 0 | 1 |
| 2020-02-04 | 0 | 1 |
| 2020-02-05 | 0 | 1 |
| 2020-02-06 | 0 | 1 |
| 2020-02-07 | 0 | 1 |
| 2020-02-08 | 0 | 1 |
| 2020-02-09 | 0 | 1 |
| 2020-02-10 | 0 | 1 |
| 2020-02-11 | 0 | 1 |
| 2020-02-12 | 0 | 1 |
| 2020-02-13 | 0 | 1 |
| 2020-02-14 | 0 | 1 |
| 2020-02-15 | 0 | 1 |
| 2020-02-16 | 0 | 1 |
| 2020-02-17 | 0 | 1 |
| 2020-02-18 | 0 | 1 |
| 2020-02-19 | suppressed | 2 |
| 2020-02-20 | suppressed | 2 |
| 2020-02-21 | suppressed | 2 |
| 2020-02-22 | suppressed | 2 |
| 2020-02-23 | suppressed | 3 |
| 2020-02-24 | suppressed | 3 |
| 2020-02-25 | suppressed | 3 |
| 2020-02-26 | 0 | 4 |
| 2020-02-27 | 0 | 5 |
| 2020-02-28 | 0 | 4 |
| 2020-02-29 | 0 | 5 |
| 2020-03-01 | 0 | 7 |
| 2020-03-02 | 0 | 12 |
| 2020-03-03 | 0 | 21 |
| 2020-03-04 | 0 | 29 |
| 2020-03-05 | 0 | 39 |
| 2020-03-06 | 0 | 56 |
| 2020-03-07 | 0 | 76 |
| 2020-03-08 | 0 | 105 |
| 2020-03-09 | 0 | 160 |
| 2020-03-10 | 0 | 221 |
| 2020-03-11 | suppressed | 295 |
| 2020-03-12 | suppressed | 381 |
| 2020-03-13 | suppressed | 494 |
| 2020-03-14 | suppressed | 637 |
| 2020-03-15 | suppressed | 931 |
| 2020-03-16 | suppressed | 1,207 |
| 2020-03-17 | suppressed | 1,597 |
| 2020-03-18 | suppressed | 2,224 |
| 2020-03-19 | suppressed | 2,995 |
| 2020-03-20 | suppressed | 3,931 |
| 2020-03-21 | suppressed | 4,977 |
| 2020-03-22 | suppressed | 6,310 |
| 2020-03-23 | suppressed | 7,507 |
| 2020-03-24 | suppressed | 8,648 |
| 2020-03-25 | suppressed | 9,991 |
| 2020-03-26 | suppressed | 11,791 |
| 2020-03-27 | suppressed | 13,591 |
| 2020-03-28 | suppressed | 15,437 |
| 2020-03-29 | suppressed | 17,433 |
| 2020-03-30 | suppressed | 18,160 |
| 2020-03-31 | suppressed | 19,867 |
| 2020-04-01 | suppressed | 21,894 |
| 2020-04-02 | suppressed | 23,556 |
| 2020-04-03 | suppressed | 25,190 |
| 2020-04-04 | suppressed | 26,647 |
| 2020-04-05 | suppressed | 27,842 |
| 2020-04-06 | suppressed | 28,869 |
| 2020-04-07 | suppressed | 29,820 |
| 2020-04-08 | suppressed | 30,621 |
| 2020-04-09 | suppressed | 31,537 |
| 2020-04-10 | suppressed | 31,338 |
| 2020-04-11 | suppressed | 31,009 |
| 2020-04-12 | suppressed | 30,811 |
| 2020-04-13 | 1.10 | 30,622 |
| 2020-04-14 | 1.40 | 30,163 |
| 2020-04-15 | 2.10 | 28,916 |
| 2020-04-16 | 2.70 | 26,463 |
| 2020-04-17 | 3.30 | 26,157 |
| 2020-04-18 | 3.90 | 26,157 |
| 2020-04-19 | 4.50 | 27,511 |
| 2020-04-20 | 4.90 | 27,637 |
| 2020-04-21 | 5.30 | 27,675 |
| 2020-04-22 | 5.40 | 28,540 |
| 2020-04-23 | 5.6 | 26,706 |
| 2020-04-24 | 5.7 | 24,330 |
| 2020-04-25 | 5.8 | 22,954 |
| 2020-04-26 | 7.90 | 20,862 |
| 2020-04-27 | 8.70 | 29,835 |
| 2020-04-28 | 9.60 | 29,550 |
| 2020-04-29 | 10 | 28,549 |
| 2020-04-30 | 10.6 | 28,868 |
| 2020-05-01 | 11.4 | 28,310 |
| 2020-05-02 | 12.2 | 27,966 |
| 2020-05-03 | 13 | 27,685 |
| 2020-05-04 | 13.4 | 27,251 |
| 2020-05-05 | 14 | 27,211 |
| 2020-05-06 | 14.6 | 26,336 |
| 2020-05-07 | 15 | 26,326 |
| 2020-05-08 | 13.3 | 26,035 |
| 2020-05-09 | 14.6 | 24,995 |
| 2020-05-10 | 15.1 | 24,727 |
| 2020-05-11 | 14.7 | 24,877 |
| 2020-05-12 | 14.9 | 23,560 |
| 2020-05-13 | 16.3 | 22,495 |
| 2020-05-14 | 16.4 | 22,180 |
| 2020-05-15 | 15.7 | 22,180 |
| 2020-05-16 | 14.3 | 23,926 |
| 2020-05-17 | 15.3 | 24,696 |
| 2020-05-18 | 15.3 | 24,186 |
| 2020-05-19 | 13.2 | 25,150 |
| 2020-05-20 | 11.3 | 23,863 |
| 2020-05-21 | 10.4 | 23,707 |
| 2020-05-22 | 10.7 | 23,707 |
| 2020-05-23 | 9.76 | 23,452 |
| 2020-05-24 | 7.90 | 22,661 |
| 2020-05-25 | 8 | 22,127 |
| 2020-05-26 | 8.2 | 21,538 |
| 2020-05-27 | 8.6 | 21,345 |
| 2020-05-28 | 8.10 | 20,995 |
| 2020-05-29 | 8.3 | 20,995 |
| 2020-05-30 | 8 | 21,365 |
| 2020-06-01 | 8.60 | 21,050 |
| 2020-06-02 | 7.90 | 21,345 |
| 2020-06-03 | 7.90 | 21,695 |
| 2020-06-04 | 7.30 | 21,197 |
| 2020-06-05 | 7.40 | 21,327 |
| 2020-06-06 | 7.10 | 20,862 |
| 2020-06-07 | 7 | 20,812 |
| 2020-06-08 | 6.10 | 20,910 |
| 2020-06-09 | 6 | 20,604 |
| 2020-06-10 | 6.10 | 20,807 |
| 2020-06-11 | 6 | 21,082 |
| 2020-06-12 | 5.60 | 21,797 |
| 2020-06-13 | 5.60 | 22,127 |
| 2020-06-14 | 5.70 | 22,454 |
| 2020-06-15 | 6 | 22,818 |
| 2020-06-16 | 6.70 | 23,723 |
| 2020-06-17 | 7 | 24,168 |
| 2020-06-18 | 7 | 25,016 |
| 2020-06-19 | 6.70 | 25,688 |
| 2020-06-20 | 6.40 | 26,207 |
| 2020-06-21 | 6.20 | 26,726 |
| 2020-06-22 | 6.30 | 28,852 |
| 2020-06-23 | 5.60 | 30,708 |
| 2020-06-24 | 5.30 | 32,398 |
| 2020-06-25 | 4.90 | 35,065 |
| 2020-06-26 | 5 | 36,897 |
| 2020-06-27 | 4.90 | 38,733 |
| 2020-06-28 | 5 | 39,861 |
| 2020-06-29 | 4.70 | 41,276 |
| 2020-06-30 | 4.40 | 42,574 |
| 2020-07-01 | 4.60 | 45,701 |
| 2020-07-02 | 4.90 | 46,916 |
| 2020-07-03 | 4.90 | 48,892 |
| 2020-07-04 | 5.10 | 50,195 |
| 2020-07-05 | 5.40 | 50,131 |
| 2020-07-06 | 5 | 51,922 |
| 2020-07-07 | 4.90 | 53,275 |
| 2020-07-08 | 5.10 | 55,811 |
| 2020-07-09 | 5.90 | 59,070 |
| 2020-07-10 | 5.70 | 61,616 |
| 2020-07-11 | 5.90 | 62,378 |
| 2020-07-12 | 6.30 | 63,655 |
| 2020-07-13 | 7 | 64,645 |
| 2020-07-14 | 7 | 65,765 |
| 2020-07-15 | 8 | 66,986 |
| 2020-07-16 | 7.10 | 67,888 |
| 2020-07-17 | 6.70 | 68,477 |
| 2020-07-18 | 7.20 | 67,331 |
| 2020-07-19 | 7.10 | 67,091 |
| 2020-07-20 | 7.20 | 67,142 |
| 2020-07-21 | 7.60 | 67,095 |
| 2020-07-22 | 7.80 | 66,911 |
| 2020-07-23 | 8.20 | 66,284 |
| 2020-07-24 | 8.90 | 66,110 |
| 2020-07-25 | 9.30 | 65,331 |
| 2020-07-26 | 9.60 | 64,740 |
| 2020-07-27 | 9.70 | 63,664 |
| 2020-07-28 | 10 | 62,617 |
| 2020-07-29 | 10.2 | 61,949 |
| 2020-07-30 | 10.4 | 61,303 |
| 2020-07-31 | 10.6 | 60,205 |
| 2020-08-01 | 11 | 59,068 |
| 2020-08-02 | 11.4 | 58,028 |
| 2020-08-03 | 12.4 | 56,760 |
| 2020-08-04 | 11.5 | 55,048 |
| 2020-08-05 | 11.8 | 54,475 |
| 2020-08-06 | 11.6 | 53,314 |
| 2020-08-07 | 11.9 | 52,745 |
| 2020-08-08 | 11.3 | 52,580 |
| 2020-08-09 | 11.5 | 53,579 |
| 2020-08-10 | 12.4 | 53,518 |
| 2020-08-11 | 14 | 53,589 |
| 2020-08-12 | 13.9 | 52,246 |
| 2020-08-13 | 14 | 51,313 |
| 2020-08-14 | 13.7 | 51,203 |
| 2020-08-15 | 13.7 | 50,787 |
| 2020-08-16 | 13.9 | 51,203 |
| 2020-08-17 | 13.7 | 50,787 |
| 2020-08-18 | 13.7 | 49,960 |
| 2020-08-19 | 11.9 | 47,528 |
| 2020-08-20 | 11.4 | 46,866 |
| 2020-08-21 | 11.4 | 45,190 |
| 2020-08-22 | 11.9 | 44,594 |
| 2020-08-23 | 12.1 | 43,502 |
| 2020-08-24 | 12.7 | 42,675 |
| 2020-08-25 | 12.4 | 42,562 |
| 2020-08-26 | 12 | 42,592 |
| 2020-08-27 | 10.9 | 42,016 |
| 2020-08-28 | 10.1 | 42,907 |
| 2020-08-29 | 9.70 | 42,907 |
| 2020-08-30 | 9.40 | 42,016 |
| 2020-08-31 | 7 | 42,829 |
| 2020-09-01 | 6.40 | 42,521 |
| 2020-09-02 | 6 | 41,859 |
| 2020-09-03 | 5.90 | 41,544 |
| 2020-09-04 | 5.90 | 41,544 |
| 2020-09-05 | 7 | 42,086 |
| 2020-09-06 | 7.60 | 41,908 |
| 2020-09-07 | 7.90 | 39,769 |
| 2020-09-08 | 8.10 | 38,769 |
| 2020-09-09 | 8.10 | 38,769 |
| 2020-09-10 | 8.10 | 38,769 |

2019-09-00 6,70 37,276
2019-09-01 5,90 36,281
2019-09-02 6,10 35,214
2019-09-03 6,40 35,254
2019-09-04 7,60 36,511
2019-09-05 8 37,741
2019-09-10 7,60 39,077
2019-09-11 7,50 40,493
2019-09-12 7,50 40,857
2019-09-19 5,90 40,824
2019-09-20 5,40 41,021
2019-09-21 5 42,003
2019-09-22 4,90 43,043
2019-09-23 4,10 43,562
2019-09-24 4,50 43,789
2019-09-25 5,50 42,897
2019-09-26 5,10 43,461
2019-09-27 4,90 44,206
2019-09-28 4,10 43,855
2019-09-29 4,60 42,259
2019-09-30 5 42,777
2019-10-01 4,50 43,062
2019-10-02 4,60 43,062
2019-10-03 5 43,777
2019-10-04 4,90 43,819
2019-10-05 4,90 44,167
2019-10-06 4,60 44,001
2019-10-07 4,60 45,777
2019-10-08 4,60 46,037
2019-10-09 4,60 46,073
2019-10-10 4,40 46,960
2019-10-11 4,20 50,267
2019-10-12 4,30 51,452
2019-10-13 4,40 52,715
2019-10-14 4,40 53,202
2019-10-15 4,40 55,486
2019-10-16 4,50 55,861
2019-10-17 3,90 56,439
2019-10-18 4,10 58,212
2019-10-19 3,70 59,229
2019-10-21 3,30 61,143
2019-10-22 3,50 61,752
2019-10-23 4,40 62,702
2019-10-24 4,40 61,903
2019-10-25 5,30 76,323
2019-10-26 5,30 71,464
2019-10-27 5,70 73,871
2019-10-28 6,10 75,995
2019-10-29 6,10 80,155
2019-10-30 5,90 80,155
2019-10-31 5,90 82,913
2019-11-01 6,10 86,113
2019-11-02 6,90 86,549
2019-11-03 7,60 93,875
2019-11-04 8,30 94,240
2019-11-05 8,60 96,121
2019-11-06 8,70 104,027
2019-11-07 9,30 106,175
2019-11-08 9,30 114,566
2019-11-09 9,70 119,973
2019-11-10 9,90 126,970
2019-11-11 9,90 132,417
2019-11-12 10,10 140,419
2019-11-13 10,50 145,623
2019-11-14 7,60 149,368
2019-11-15 8,10 153,301
2019-11-16 9 157,281
2019-11-17 9,90 161,455
2019-11-18 10,4 162,798
2019-11-19 10,6 168,000
2019-11-20 10,6 168,945
2019-11-21 10,9 170,324
2019-11-22 10,9 171,677
2019-11-23 10,1 173,054
2019-11-24 9,60 174,158
2019-11-25 9,70 177,432
2019-11-26 9,80 179,621
2019-11-27 9,90 181,966
2019-11-28 9,10 182,466
2019-11-29 9,40 161,093
2019-11-30 11,3 160,115
2019-12-01 11,1 162,490
2019-12-02 14,1 164,757
2019-12-03 15,1 164,757
2019-12-04 15,1 164,646
2019-12-05 15,3 162,765
2019-12-06 15,7 157,169
2019-12-07 15,7 153,576
2019-12-08 15,3 157,436
2019-12-09 16,6 159,539
2019-12-10 17,9 162,659
2019-12-11 18,7 172,919
2019-12-12 21,6 212,395
2019-12-13 21,1 212,883
2019-12-14 20,7 214,463
2019-12-15 20,9 215,756
2019-12-16 18,9 213,565
2019-12-17 19,1 213,565
2019-12-18 19,1 211,546
2019-12-19 19 215,499
2019-12-20 19,3 214,552
2019-12-21 19,9 214,597
2019-12-22 20,3 214,622
2019-12-23 20,6 212,499
2019-12-24 20,9 192,499
2019-12-25 19,6 194,604
2019-12-26 19,7 187,289
2019-12-27 19,8 192,565
2019-12-28 20,7 191,851
2019-12-29 20,3 193,341
2019-12-30 20,1 194,647
2019-12-31 20,1 196,964
2019-01-01 19,8 196,964
2019-01-02 25,1 209,692
2019-01-03 25,6 214,408
2019-01-04 25,7 216,307
2019-01-05 26,1 221,280
2019-01-06 28 224,265
2019-01-07 29,6 229,408
2019-01-08 29,9 229,214
2019-01-09 24,7 243,628
2019-01-10 24,3 246,214
2019-01-11 26,1 250,446
2019-01-12 26,3 246,679
2019-01-13 27,4 242,345
2019-01-14 28,1 239,214
2019-01-15 30,9 227,940
2019-01-16 29,1 221,889
2019-01-17 31,7 216,038
2019-01-18 30,3 208,426
2019-01-19 31,9 198,761
2019-01-20 31,1 193,067
2019-01-21 31,1 187,000
2019-01-22 30,7 180,992
2019-01-23 31,7 174,102
2019-01-24 30,6 168,528
2019-01-25 31,7 166,051
2019-01-26 31 165,619
2019-01-27 32,2 161,441
2019-01-28 31,4 157,964
2019-01-29 31,4 152,994
2019-01-30 30,7 149,106
2019-01-31 31,4 144,524
2019-02-01 31,4 141,932
2019-02-02 31,3 140,133
2019-02-03 30,9 133,026
2019-02-04 31,1 129,669
2019-02-05 29,3 122,939
2019-02-06 30,1 118,795
2019-02-07 29 113,940
2019-02-08 27,6 109,339
2019-02-09 27,6 105,424
2019-02-10 25,3 103,424
2019-02-11 26,1 99,775
2019-02-12 26,1 93,397
2019-02-13 26,3 88,812
2019-02-14 25,6 85,344
2019-02-15 25 80,490
2019-02-16 23,7 75,483
2019-02-17 22,6 69,980
2019-02-18 22,4 67,166
2019-02-19 22,4 63,025
2019-02-20 21,6 61,088
2019-02-21 20,6 56,289
2019-02-22 19,9 54,277
2019-02-23 17,6 48,813
2019-02-24 17,7 47,083
2019-02-25 16,3 45,491
2019-02-26 16,1 43,481
2019-02-27 15,9 41,648
2019-02-28 15,7 39,611
2019-03-01 15,9 37,088
2019-03-02 15,7 35,738
2019-03-03 15,6 33,611
2019-03-04 15,7 32,954
2019-03-05 15,9 31,758
2019-03-06 16,1 30,931
2019-03-07 15,9 30,931
2019-03-08 14,3 30,931
2019-03-09 14,5 31,758
2019-03-10 14,7 32,954
2019-03-11 15,1 34,611
2019-03-12 15,3 37,088
2019-03-13 15,7 38,738
2019-03-14 15,9 39,611
2019-03-15 15,7 41,648
2019-03-16 15,9 43,481
2019-03-17 15,7 45,491
2019-03-18 15,9 47,083
2019-03-19 16,1 48,813
2019-03-20 16,3 51,277
2019-03-21 15,1 53,326
2019-03-22 14,3 55,932
2019-03-23 14,5 58,849
2019-03-24 14,7 61,758
2019-03-25 14,9 63,826
2019-03-26 15,1 65,491
2019-03-27 8,60 67,083
2019-03-28 8,70 68,813
2019-03-29 8,70 70,481
2019-03-30 8,90 72,277
2019-03-31 9,10 73,826
2019-04-01 9,30 75,491
2019-04-02 9,50 77,083
2019-04-03 9,70 78,813
2019-04-04 9,90 80,481
2019-04-05 10,1 82,277
2019-04-06 10,3 83,826
2019-04-07 10,5 85,491
2019-04-08 10,7 87,083
2019-04-09 10,9 88,813
2019-04-10 11 90,481
2019-04-11 11,2 92,277
2019-04-12 11,4 93,826
2019-04-13 11,6 95,491
2019-04-14 11,8 97,083
2019-04-15 12 98,813
2019-04-16 12,2 100,481
2019-04-17 12,4 102,277
2019-04-18 12,6 103,826
2019-04-19 12,8 105,491
2019-04-20 13 107,083
2019-04-21 13,2 108,813
2019-04-22 13,4 110,481
2019-04-23 13,6 112,277
2019-04-24 13,8 113,826
2019-04-25 14 115,491
2019-04-26 14,2 117,083
2019-04-27 14,4 118,813
2019-04-28 14,6 120,481
2019-04-29 14,8 122,277
2019-04-30 15 123,826
2019-05-01 7,10 125,491
2019-05-02 7,40 127,083
2019-05-03 7,60 128,813
2019-05-04 7,80 130,481
2019-05-05 8,00 132,277
2019-05-06 8,20 133,826
2019-05-07 8,40 135,491
2019-05-08 8,60 137,083
2019-05-09 8,80 138,813
2019-05-10 7,10 140,481
2019-05-11 7,30 142,277
2019-05-12 7,50 143,826
2019-05-13 7,70 145,491
2019-05-14 7,90 147,083
2019-05-15 8,10 148,813
2019-05-16 8,30 150,481
2019-05-17 8,50 152,277
2019-05-18 8,70 153,826
2019-05-19 8,90 155,491
2019-05-20 9,10 157,083
2019-05-21 9,30 158,813
2019-05-22 9,50 160,481
2019-05-23 9,70 162,277
2019-05-24 9,90 163,826
2019-05-25 10,1 165,491
2019-05-26 10,3 167,083
2019-05-27 10,5 168,813
2019-05-28 10,7 170,481
2019-05-29 10,9 172,277
2019-05-30 11 173,826
2019-05-31 11,2 175,491
2019-06-01 11,4 177,083
2019-06-02 11,6 178,813
2019-06-03 11,8 180,481
2019-06-04 12 182,277
2019-06-05 12,2 183,826
2019-06-06 12,4 185,491
2019-06-07 12,6 187,083
2019-06-08 12,8 188,813
2019-06-09 13 190,481
2019-06-10 13,2 192,277
2019-06-11 13,4 193,826
2019-06-12 13,6 195,491
2019-06-13 13,8 197,083
2019-06-14 14 198,813
2019-06-15 14,2 200,481
2019-06-16 14,4 202,277
2019-06-17 14,6 203,826
2019-06-18 14,8 205,491
2019-06-19 15 207,083
2019-06-20 15,2 208,813
2019-06-21 15,4 210,481
2019-06-22 15,6 212,277
2019-06-23 15,8 213,826
2019-06-24 16 215,491
2019-06-25 16,2 217,083
2019-06-26 16,4 218,813
2019-06-27 16,6 220,481
2019-06-28 16,8 222,277
2019-06-29 17 223,826
2019-06-30 17,2 225,491
2019-07-01 17,4 227,083
2019-07-02 17,6 228,813
2019-07-03 17,8 230,481
2019-07-04 18 232,277
2019-07-05 18,2 233,826
2019-07-06 18,4 235,491
2019-07-07 18,6 237,083
2019-07-08 18,8 238,813
2019-07-09 19 240,481
2019-07-10 19,2 242,277
2019-07-11 19,4 243,826
2019-07-12 19,6 245,491
2019-07-13 19,8 247,083
2019-07-14 20 248,813
2019-07-15 20,2 250,481
2019-07-16 20,4 252,277
2019-07-17 20,6 253,826
2019-07-18 20,8 255,491
2019-07-19 21 257,083
2019-07-20 21,2 258,813
2019-07-21 21,4 260,481
2019-07-22 21,6 262,277
2019-07-23 21,8 263,826
2019-07-24 22 265,491
2019-07-25 22,2 267,083
2019-07-26 22,4 268,813
2019-07-27 22,6 270,481
2019-07-28 22,8 272,277
2019-07-29 23 273,826
2019-07-30 23,2 275,491
2019-07-31 23,4 277,083
2019-08-01 23,6 278,813
2019-08-02 23,8 280,481
2019-08-03 24 282,277
2019-08-04 24,2 283,826
2019-08-05 24,4 285,491
2019-08-06 24,6 287,083
2019-08-07 24,8 288,813
2019-08-08 25 290,481
2019-08-09 25,2 292,277
2019-08-10 25,4 293,826
2019-08-11 25,6 295,491
2019-08-12 25,8 297,083
2019-08-13 26 298,813
2019-08-14 26,2 300,481
2019-08-15 26,4 302,277
2019-08-16 26,6 303,826
2019-08-17 26,8 305,491
2019-08-18 27 307,083
2019-08-19 27,2 308,813
2019-08-20 27,4 310,481
2019-08-21 27,6 312,277
2019-08-22 27,8 313,826
2019-08-23 28 315,491
2019-08-24 28,2 317,083
2019-08-25 28,4 318,813
2019-08-26 28,6 320,481
2019-08-27 28,8 322,277
2019-08-28 29 323,826
2019-08-29 29,2 325,491
2019-08-30 29,4 327,083
2019-08-31 29,6 328,813
2019-09-01 29,8 330,481
2019-09-02 30 332,277
2019-09-03 30,2 333,826
2019-09-04 30,4 335,491
2019-09-05 30,6 337,083
2019-09-06 30,8 338,813
2019-09-07 31 340,481
2019-09-08 31,2 342,277
2019-09-09 31,4 343,826
2019-09-10 31,6 345,491
2019-09-11 31,8 347,083
2019-09-12 32 348,813
2019-09-13 32,2 350,481
2019-09-14 32,4 352,277
2019-09-15 32,6 353,826
2019-09-16 32,8 355,491
2019-09-17 33 357,083
2019-09-18 33,2 358,813
2019-09-19 33,4 360,481
2019-09-20 33,6 362,277
2019-09-21 33,8 363,826
2019-09-22 34 365,491
2019-09-23 34,2 367,083
2019-09-24 34,4 368,813
2019-09-25 34,6 370,481
2019-09-26 34,8 372,277
2019-09-27 35 373,826
2019-09-28 35,2 375,491
2019-09-29 35,4 377,083
2019-09-30 35,6 378,813
2019-10-01 35,8 380,481
2019-10-02 36 382,277
2019-10-03 36,2 383,826
2019-10-04 36,4 385,491
2019-10-05 36,6 387,083
2019-10-06 36,8 388,813
2019-10-07 37 390,481
2019-10-08 37,2 392,277
2019-10-09 37,4 393,826
2019-10-10 37,6 395,491
2019-10-11 37,8 397,083
2019-10-12 38 398,813
2019-10-13 38,2 400,481
2019-10-14 38,4 402,277
2019-10-15 38,6 403,826
2019-10-16 38,8 405,491
2019-10-17 39 407,083
2019-10-18 39,2 408,813
2019-10-19 39,4 410,481
2019-10-20 39,6 412,277
2019-10-21 39,8 413,826
2019-10-22 40 415,491
2019-10-23 40,2 417,083
2019-10-24 40,4 418,813
2019-10-25 40,6 420,481
2019-10-26 40,8 422,277
2019-10-27 41 423,826
2019-10-28 41,2 425,491
2019-10-29 41,4 427,083
2019-10-30 41,6 428,813
2019-10-31 41,8 430,481
2019-11-01 42 432,277
2019-11-02 42,2 433,826
2019-11-03 42,4 435,491
2019-11-04 42,6 437,083
2019-11-05 42,8 438,813
2019-11-06 43 440,481
2019-11-07 43,2 442,277
2019-11-08 43,4 443,826
2019-11-09 43,6 445,491
2019-11-10 43,8 447,083
2019-11-11 44 448,813
2019-11-12 44,2 450,481
2019-11-13 44,4 452,277
2019-11-14 44,6 453,826
2019-11-15 44,8 455,491
2019-11-16 45 457,083
2019-11-17 45,2 458,813
2019-11-18 45,4 460,481
2019-11-19 45,6 462,277
2019-11-20 45,8 463,826
2019-11-21 46 465,491
2019-11-22 46,2 467,083
2019-11-23 46,4 468,813
2019-11-24 46,6 470,481
2019-11-25 46,8 472,277
2019-11-26 47 473,826
2019-11-27 47,2 475,491
2019-11-28 47,4 477,083
2019-11-29 47,6 478,813
2019-11-30 47,8 480,481
2019-12-01 48 482,277
2019-12-02 48,2 483,826
2019-12-03 48,4 485,491
2019-12-04 48,6 487,083
2019-12-05 48,8 488,813
2019-12-06 49 490,481
2019-12-07 49,2 492,277
2019-12-08 49,4 493,826
2019-12-09 49,6 495,491
2019-12-10 49,8 497,083
2019-12-11 50 498,813
2019-12-12 50,2 500,481
2019-12-13 50,4 502,277
2019-12-14 50,6 503,826
2019-12-15 50,8 505,491
2019-12-16 51 507,083
2019-12-17 51,2 508,813
2019-12-18 51,4 510,481
2019-12-19 51,6 512,277
2019-12-20 51,8 513,826
2019-12-21 52 515,491
2019-12-22 52,2 517,083
2019-12-23 52,4 518,813
2019-12-24 52,6 520,481
2019-12-25 52,8 522,277
2019-12-26 53 523,826
2019-12-27 53,2 525,491
2019-12-28 53,4 527,083
2019-12-29 53,6 528,813
2019-12-30 53,8 530,481
2019-12-31 54 532,277

| | | |
|---|---|---|
| 2021-11-13 | suppressed | 81,386 |
| 2021-11-14 | suppressed | 81,765 |
| 2021-11-15 | suppressed | 83,987 |
| 2021-11-16 | suppressed | 85,922 |
| 2021-11-17 | suppressed | 87,987 |
| 2021-11-18 | suppressed | 93,964 |
| 2021-11-19 | suppressed | 92,599 |
| 2021-11-20 | suppressed | 91,003 |
| 2021-11-21 | suppressed | 91,489 |
| 2021-11-22 | suppressed | 93,694 |
| 2021-11-23 | suppressed | 94,369 |
| 2021-11-24 | suppressed | 94,418 |
| 2021-11-25 | suppressed | 87,872 |
| 2021-11-26 | suppressed | 83,561 |
| 2021-11-27 | suppressed | 85,388 |
| 2021-11-28 | suppressed | 88,294 |
| 2021-11-29 | 0 | 80,231 |
| 2021-11-30 | 0 | 82,846 |

# Characteristics of Reported MIS-C Patients

CDC is closely monitoring characteristics of MIS-C patients by race and ethnicity, sex, and age.

To date, the majority of MIS-C patients have been of Hispanic/Latino or Non-Hispanic Black race/ethnicity. Hispanic/Latino and Non-Hispanic Black populations are also disproportionately affected by COVID-19 overall. Additional studies of MIS-C are needed to learn why certain racial or ethnic groups may be disproportionately affected and to understand the risk factors for this disease.

MIS-C Patients by Race & Ethnicity

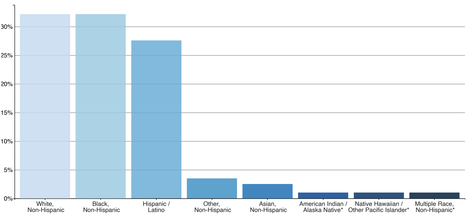


Download Chart

* values are less than 1%
Race/ethnicity data were not reported for 349 of the 5,973 patients.

Data Table for MIS-C Patients By Race & Ethnicity

Download Data

| Race & Ethnicity | Percentage of Patients |
|---|---|
| White, Non-Hispanic | 32.2% |
| Black, Non-Hispanic | 32.2% |
| Hispanic/Latino | 27.5% |
| Other, Non-Hispanic | 3.5% |
| Asian, Non-Hispanic | 2.5% |
| American Indian/Alaska Native* | 1.0% |
| Native Hawaiian/Other Pacific Islander* | 1.0% |
| Multiple Race, Non-Hispanic* | 1.0% |

MIS-C Patients By Sex

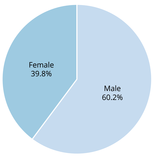


Download Chart

Sex was not reported for 6 of the 5,973 patients.

Data Table for MIS-C Patients By Sex

Download Data

| Sex | Percentage of Patients |
|---|---|
| Male | 60.2% |
| Female | 39.8% |

MIS-C Patients By Age Group

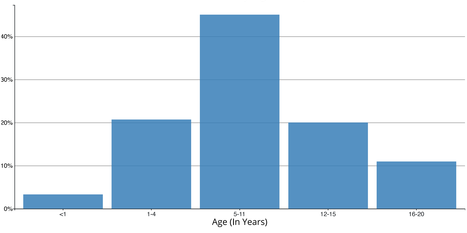


Download Chart

Age group was not reported for 4 of the 5,973 patients.

Data Table for MIS-C Patients By Age Group

Download Data

| Age Range | Percentage of Patients |
|---|---|
| <1 | 3.3% |
| 1-4 | 20.7% |
| 5-11 | 45.0% |
| 12-15 | 20.0% |
| 16-20 | 11.0% |

# Next steps

MIS-C can occur weeks after COVID-19 and even if the child or family did not know the child had COVID-19. CDC and state partners will be monitoring for additional cases and will adapt MIS-C recommendations as needed. Learn more about children and COVID-19 here.

CDC investigators are assessing reported cases of MIS-C and associated health outcomes to try to learn more about specific risk factors for MIS-C, progression of the illness in children and adolescents, and how to better identify MIS-C and distinguish it from similar illnesses.

# About the data

This page is updated in the first week of each month.

These numbers represent cases reported to CDC through passive surveillance that relies on voluntary reporting. Case reporting may be delayed due to limited capacity at local/state health departments and as CDC assesses data to ensure patients meet the MIS-C case definition. Due to these reporting delays, MIS-C case counts for the most recent weeks are not considered complete. We continue to receive reports of cases from earlier in the pandemic, so the increase from month to month does not necessarily reflect recent cases.

## Want to learn more about Multisystem Inflammatory Syndrome?

Find more information on MIS-C

Get Email Updates

Sign up to receive the COVID Data Tracker Weekly Review.

Email Address:

Email Address

What's this?

Submit