



2009 H1N1 Flu

Content on this page was developed during the 2009-2010 H1N1 pandemic and *has not been updated.*

- **The H1N1 virus that caused that pandemic is now a regular human flu virus and continues to circulate seasonally worldwide.**
- **The English language content on this website is being archived for *historic and reference purposes only.***
- **For current, updated information on seasonal flu, including information about H1N1, see the [CDC Seasonal Flu website](#).**

2009 H1N1 Flu U.S. Situation Update

April 2, 2010, 4:00 PM ET

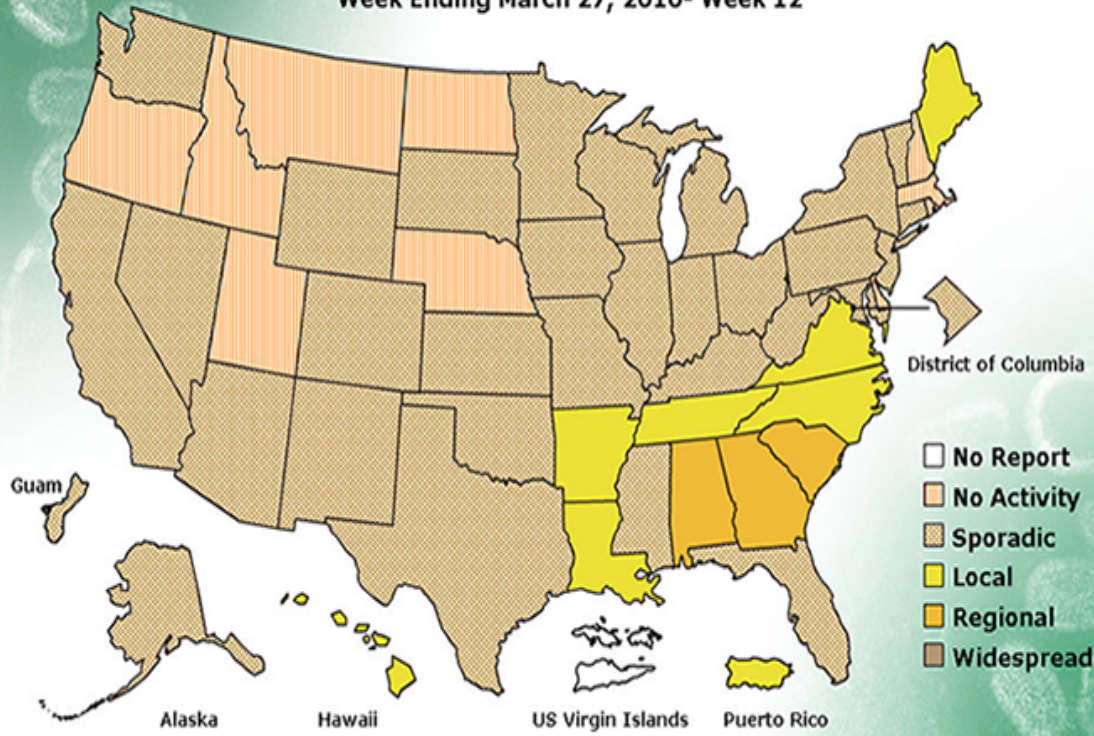
Map: Weekly Influenza Activity Estimates Reported by State
and Territorial Epidemiologists
(Activity levels indicate geographic spread of both seasonal and
2009 influenza A [H1N1] viruses)
(Posted April 2, 2010, 4:00 PM ET, for Week Ending March 27,
2010)

FLUVIEW



A Weekly Influenza Surveillance Report Prepared by the Influenza Division
Weekly Influenza Activity Estimates Reported by State and Territorial Epidemiologists*

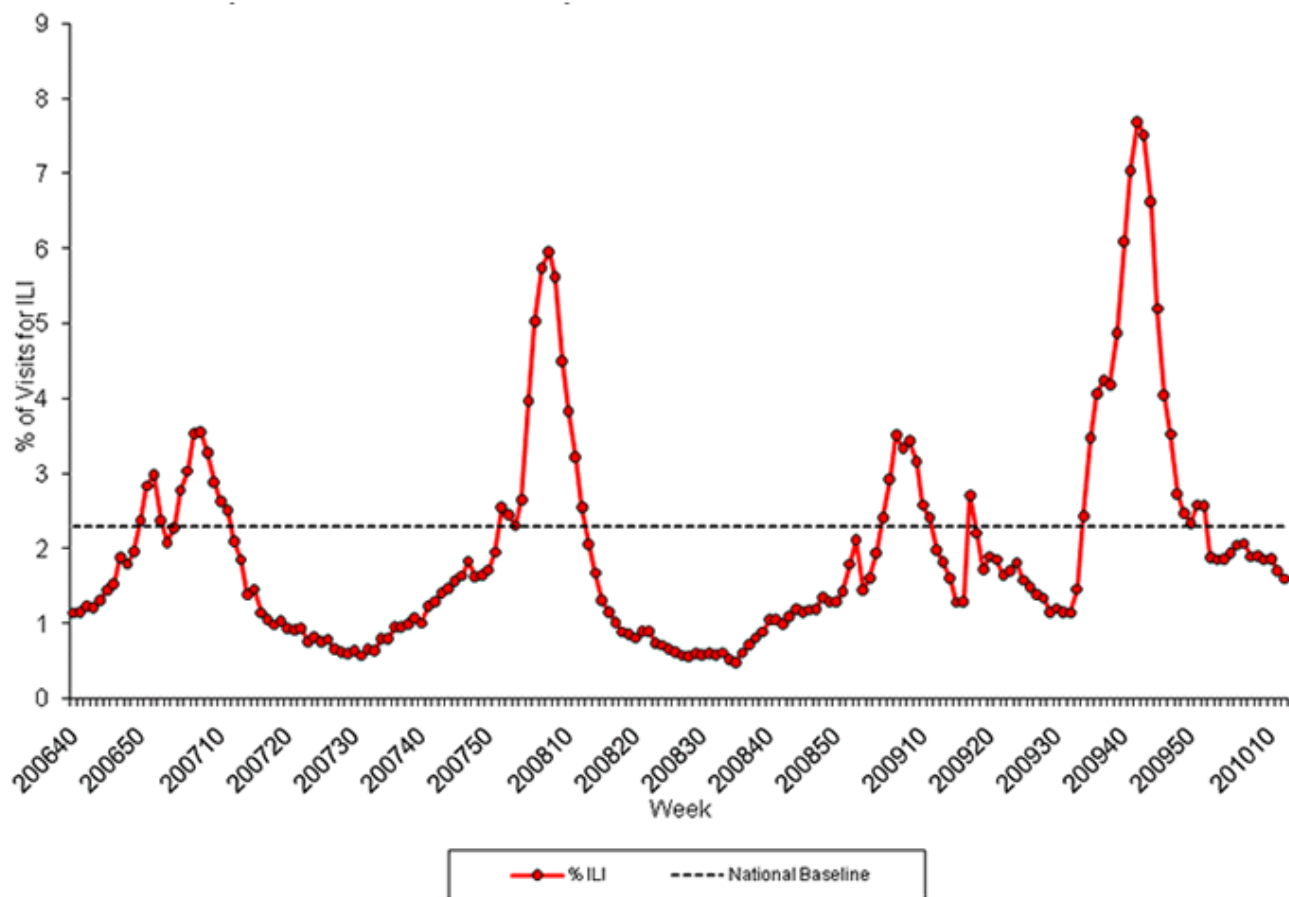
Week Ending March 27, 2010- Week 12



*This map indicates geographic spread and does not measure the severity of influenza activity.

For more details about the data in the map above, see this week's [FluView Surveillance Report](#).
For information about how this map is updated, see [Questions & Answers About CDC's Online Reporting](#).

Percentage of Visits for Influenza-like Illness (ILI) Reported by the U.S. Outpatient Influenza-like Illness Surveillance Network (ILINet), National Summary 2008-2009 and Previous Two Seasons
(Posted April 2, 2010, 3:30 PM ET, for Week Ending March 27, 2010)



[View Chart Data](#)

Laboratory Confirmed Influenza-Associated Hospitalizations and Deaths from August 30 2009 to March 27, 2010

Posted April 2, 2010, 11:00 AM ET
 Data reported to CDC by March 30, 2010, 12:00 AM ET

Cases Defined by	Hospitalizations	Deaths
Influenza Laboratory-Tests**	41,689	2,096

*Reports can be based on syndromic, admission or discharge data, or a combination of data elements that could include laboratory-confirmed and influenza-like illness hospitalizations.

*Laboratory confirmation includes any positive influenza test (rapid influenza tests, RT-PCR, DFA, IFA, or culture), whether or not typing was done.


The table shows aggregate reports of all laboratory confirmed influenza hospitalizations and deaths (including 2009 H1N1 and seasonal flu) since August 30, 2009 received by CDC from U.S. states and territories**. This table will be updated weekly each Friday at 11 a.m. For the 2009-2010 influenza season, states are reporting based on new case definitions for hospitalizations and deaths effective August 30, 2009.

CDC will continue to use its traditional surveillance systems to track the progress of the 2009-2010 influenza season. For more information about influenza surveillance, including reporting of influenza-associated hospitalizations and deaths, see [Questions and Answers: Monitoring Influenza Activity, Including 2009 H1N1](#).

The number of 2009 H1N1 hospitalizations and deaths reported to CDC from April – August 2009 is available on the [Past Situation Updates](#) page.

For state level information, refer to [state health departments](#).

International Human Cases of 2009 H1N1 Flu Infection

See: [World Health Organization](#) .

**States report weekly to CDC either 1) laboratory-confirmed influenza hospitalizations and deaths or 2) pneumonia and influenza syndrome-based cases of hospitalization and death resulting from all types or subtypes of influenza. Although only the laboratory confirmed cases are included in this report, CDC continues to analyze data both from laboratory confirmed and syndromic hospitalizations and deaths.

U.S. Influenza-associated Pediatric Mortality

Posted April 2, 2010 (Updated Weekly)

Data reported to CDC by March 27, 2010

Date Reported	Laboratory-Confirmed 2009 H1N1 Influenza Pediatric Deaths	Laboratory-Confirmed Influenza A Subtype Unknown Pediatric Deaths	Laboratory-Confirmed Seasonal Influenza	Laboratory-Total
This Week (Week 12, March 20-27, 2010)	1	0	0	1
Since August 30, 2009	219	49	1	269
Cumulative since April 26, 2009	279	52	2	333

This table is based on data reported to CDC through the [Influenza-Associated Pediatric Mortality Surveillance System](#). Influenza-associated deaths in children (persons less than 18 years) was added as nationally notifiable condition in 2004.

For more information about influenza-associated pediatric mortality, see [FluView](#).

Page last reviewed April 2, 2010, 4:00 PM ET

Page last updated April 2, 2010, 4:00 PM ET

Content source: [Centers for Disease Control and Prevention](#)

Centers for Disease Control and Prevention 1600 Clifton Road Atlanta, GA 30329-4027, USA

800-CDC-INFO (800-232-4636) TTY: (888) 232-6348 - [Contact CDC-INFO](#)

