

# COVID Data Tracker

## United States at a Glance

Collapse

Cases Total **47,916,623** Last 30 Days **773,779** Last 30 Days

74.1% of People 5+ with At Least One Vaccination

Community Transmission High

COVID Data Tracker will not update on Thursday, November 25, 2021, Friday, November 26, 2021, and Saturday, November 27, 2021. Updates to most data streams will resume on Sunday, November 28, 2021.

Vaccination data will not update on Thursday, November 25, 2021, Friday, November 26, 2021, Saturday, November 27, 2021, and Sunday, November 28, 2021. Updates to vaccination data will resume on Monday November 29, 2021.

[CLICK TO VIEW OTHER PAGES:](#)

Total Cases and Deaths by Race/Ethnicity, Age, and Sex

## Demographic Trends of COVID-19 cases and deaths in the US reported to CDC

Maps, charts, and data provided by CDC, updates Tues-Sun by 8 pm ET<sup>†</sup>

CDC is working with states to provide more information on race/ethnicity for reported cases. The percent of reported cases that include race/ethnicity data is increasing.

These data only represent the geographic areas that contributed data on race/ethnicity. Every geographic area has a different racial and ethnic composition. These data are not generalizable to the entire U.S. population.

If cases were distributed equally across racial and ethnic populations, one would expect to see more cases in those populations that are more highly represented in geographic areas that contributed data.

Percentages displayed in the charts below represent the percent of cases or deaths for which the demographic variable of interest is known.

CDC | Data as of: Wednesday, November 24, 2021 5:18 PM ET. Posted: Wednesday, November 24, 2021 8:30 PM ET

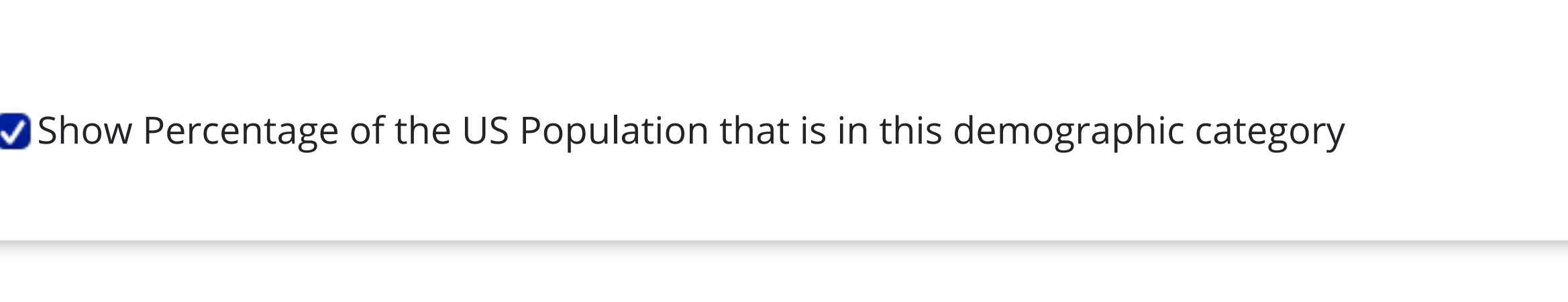
[View Footnotes and Additional Information](#)

### Cases by Race/Ethnicity:

Download

Data from 39,495,893 cases. Race/Ethnicity was available for 26,275,557 (66%) cases.

All Age Groups



- Percentage of Cases, All Age Groups
- Percentage of the US Population, All Age Groups

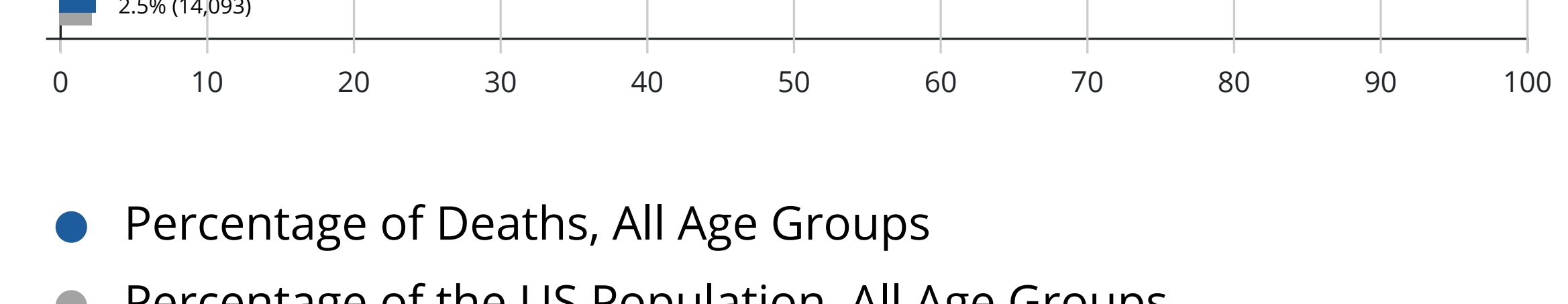
Show Percentage of the US Population that is in this demographic category

### Deaths by Race/Ethnicity:

Download

Data from 654,951 deaths. Race/Ethnicity was available for 558,092 (85%) deaths.

All Age Groups



- Percentage of Deaths, All Age Groups
- Percentage of the US Population, All Age Groups

Show Percentage of the US Population that is in this demographic category

### Cases by Age Group:

Download

Data from 39,495,893 cases. Age group was available for 39,102,412 (99%) cases.

All Age Groups



- Percentage of Cases
- Percentage of the US Population


Show Percentage of the US Population that is in this demographic category

### Deaths by Age Group:

Download

Data from 654,951 deaths. Age group was available for 654,854 (99%) deaths.

All Age Groups



- Percentage of Deaths
- Percentage of the US Population

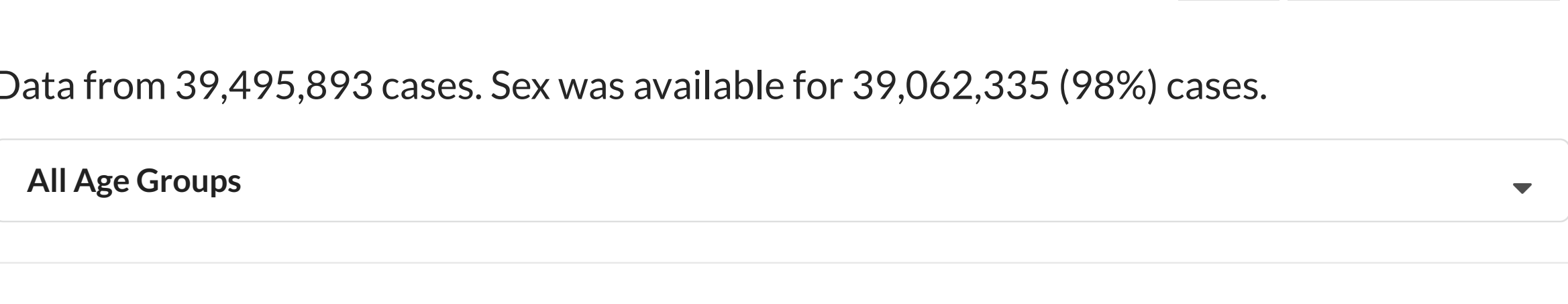
Show Percentage of the US Population that is in this demographic category

### Cases by Sex:

Download

Data from 39,495,893 cases. Sex was available for 39,062,335 (98%) cases.

All Age Groups



- Percentage of Cases, All Age Groups
- Percentage of the US Population, All Age Groups

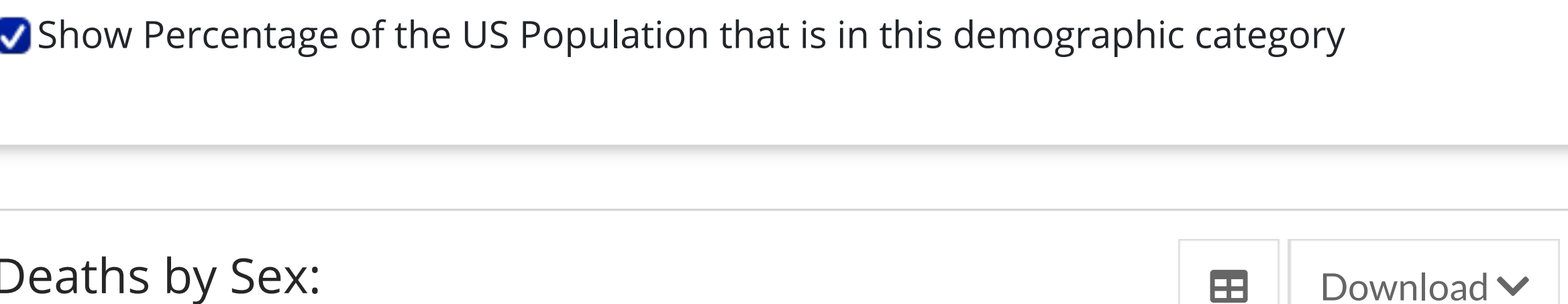
Show Percentage of the US Population that is in this demographic category

### Deaths by Sex:

Download

Data from 654,951 deaths. Sex was available for 653,140 (99%) deaths.

All Age Groups



- Percentage of Deaths, All Age Groups
- Percentage of the US Population, All Age Groups

Show Percentage of the US Population that is in this demographic category

### Footnotes and Additional Information

Expand each accordion to view footnotes

Footnotes

Do you need to take extra precautions to reduce your risk of contracting COVID-19?

Find more [information and resources](#) for those at increased risk for COVID-19

[View and Download COVID-19 Case Surveillance Public Use Data with Geography](#)

### Get Email Updates

Sign up to receive the COVID Data Tracker Weekly Review.

Email Address:

[What's this?](#)

Submit

### HAVE QUESTIONS?

Visit CDC-INFO

Call 800-232-4636

Email CDC-INFO

Open 24/7

### CDC INFORMATION

About CDC

Jobs

Funding

Policies

File Viewers & Players

Privacy

FOIA

No Fear Act

OIG

Non-Discrimination

Accessibility

Vulnerability Disclosure Policy

### CONNECT WITH CDC

Facebook Twitter Instagram LinkedIn YouTube SoundCloud CDC RSS Email