Cases Total **44,401,209** Last 30 Days

Deaths Total **714,243** Last 30 Days

76.6% of People 12+ with At Least One Vaccination

Community Transmission High

Data on COVID-19 during Pregnancy: Severity of Maternal Illness

Monitoring the impact of COVID - 19 during pregnancy can protect pregnant women and their babies; maps, charts, and data provided by CDC

View Footnotes and Download Data

Looking for data on birth and infant outcomes among pregnant women with COVID-19?

Visit CDC's Birth and Infant Outcomes data page for information on delivery type, preterm birth, and infant test results.

Pregnant women[1] with COVID-19, United States, January 22, 2020 - October 11, 2021

TOTAL CASES[1]

128,771

TOTAL DEATHS

180

Cases of COVID-19 among Pregnant Women by Week of Diagnosis*

Data were collected from 128,771 women and date of diagnosis** was available for 128,771 (100%) women.

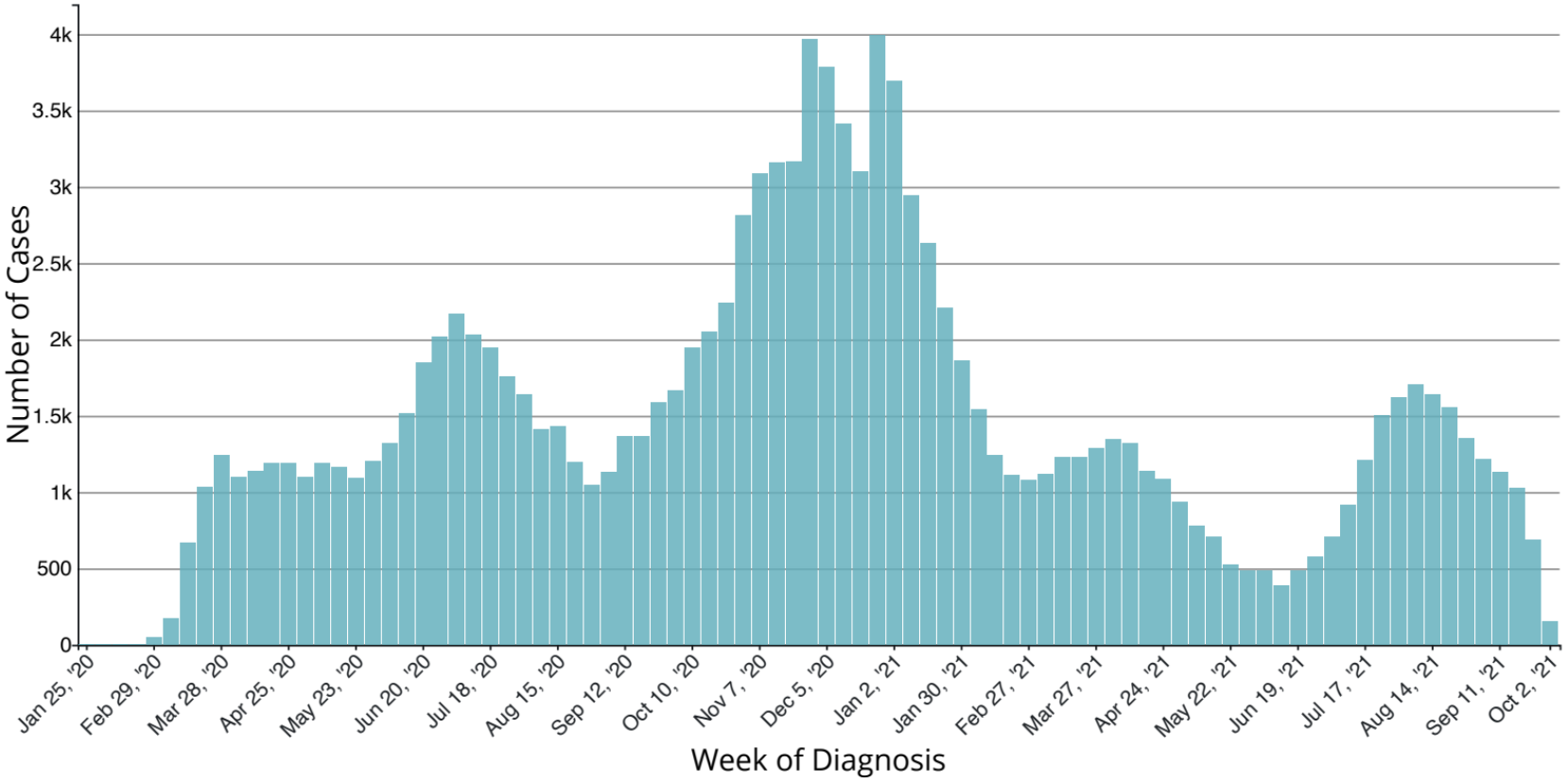

Download Chart

*There is about a 2-4 week delay in the data for a jurisdiction to confirm a case of SARS-CoV-2 in a pregnant woman and report it to CDC.

**Date of diagnosis is derived from the earliest date of either 1) when the case report was received by CDC from a jurisdictional health department or 2) the earliest available date related to the illness or specimen collection.

More information on this dataset: COVID-19 Case Surveillance Public Use Data

Pregnant women with COVID-19 by age, United States, January 22, 2020 - October 11, 2021

Data were collected from 128,771 women, and age was available for 128,771 (100%) women.

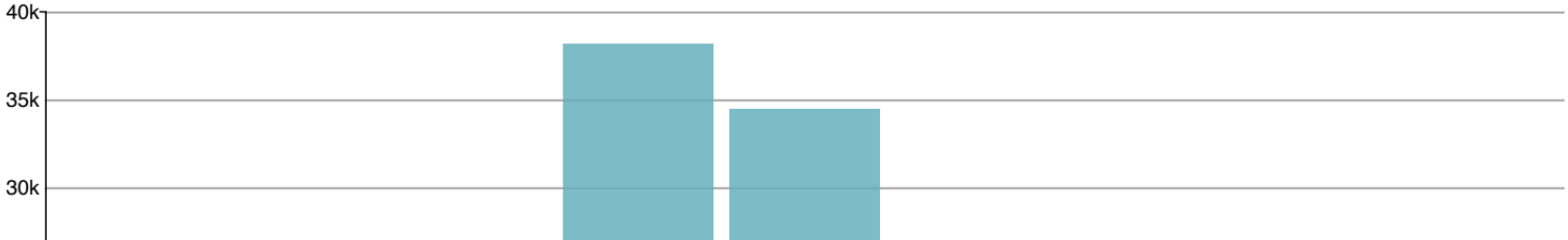

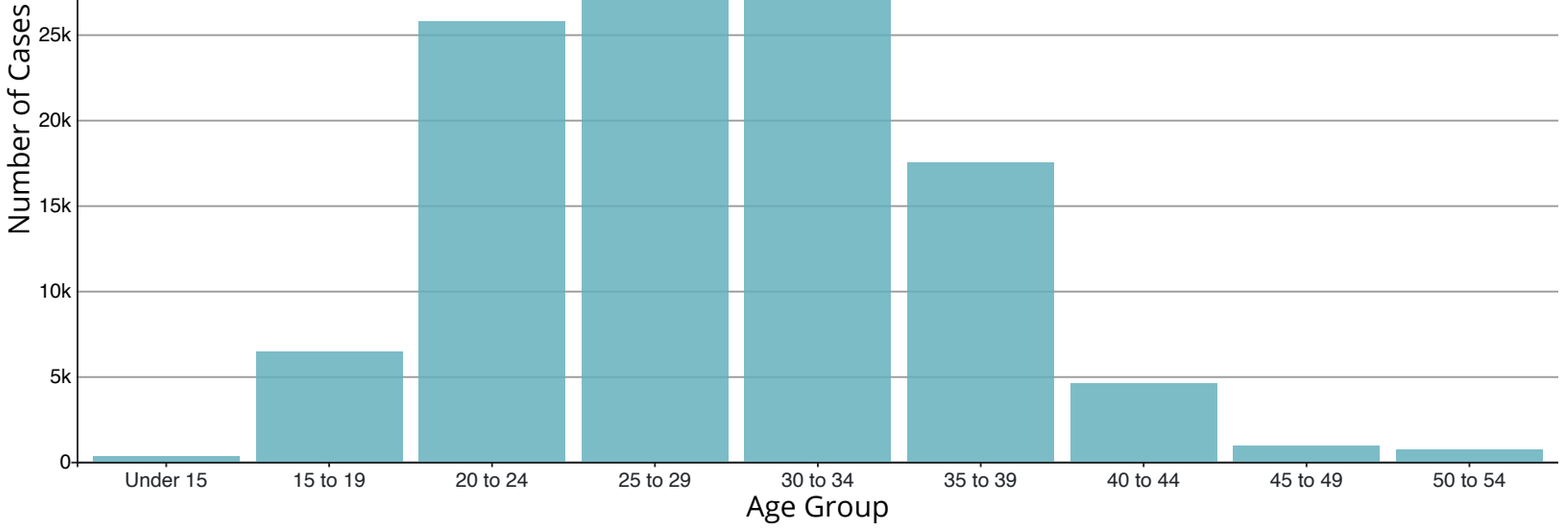

Download Chart

Pregnant women with COVID-19 by race/ethnicity, United States, January 22, 2020 - October 11, 2021

Data were collected from 128,771 women, but race/ethnicity was only available for 112,619 (87.5%) women.

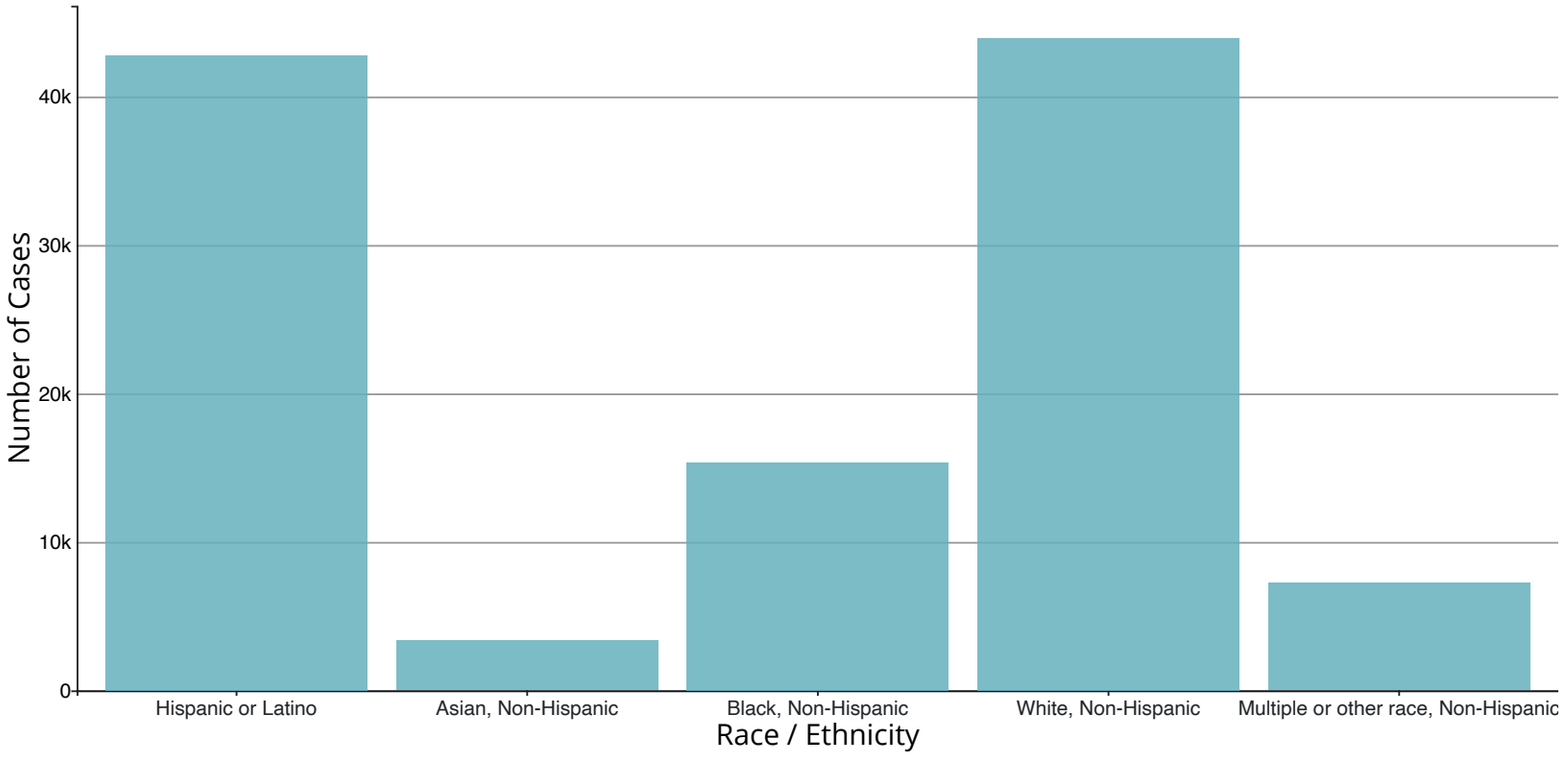

Download Chart

Pregnant Women with COVID-19 who were hospitalized, UnitedStates, January 22, 2020 - October 11, 2021

Data were collected from 128,771 women, but hospitalization data were only available for 101,977 (79.2%).

HOSPITALIZED CASES[3]

22,538

Pregnant women with COVID-19 admitted to the ICU, who required invasive ventilation, or who required ECMO, United States, January 22, 2020 - October 11, 2021

Data were collected from 128,771 women, but ICU admission data were only available for 16,206 (12.6%) women, invasive ventilation data were only available for 11,584 (9%) women, and ECMO data were only available for 12,033 (9.3%).

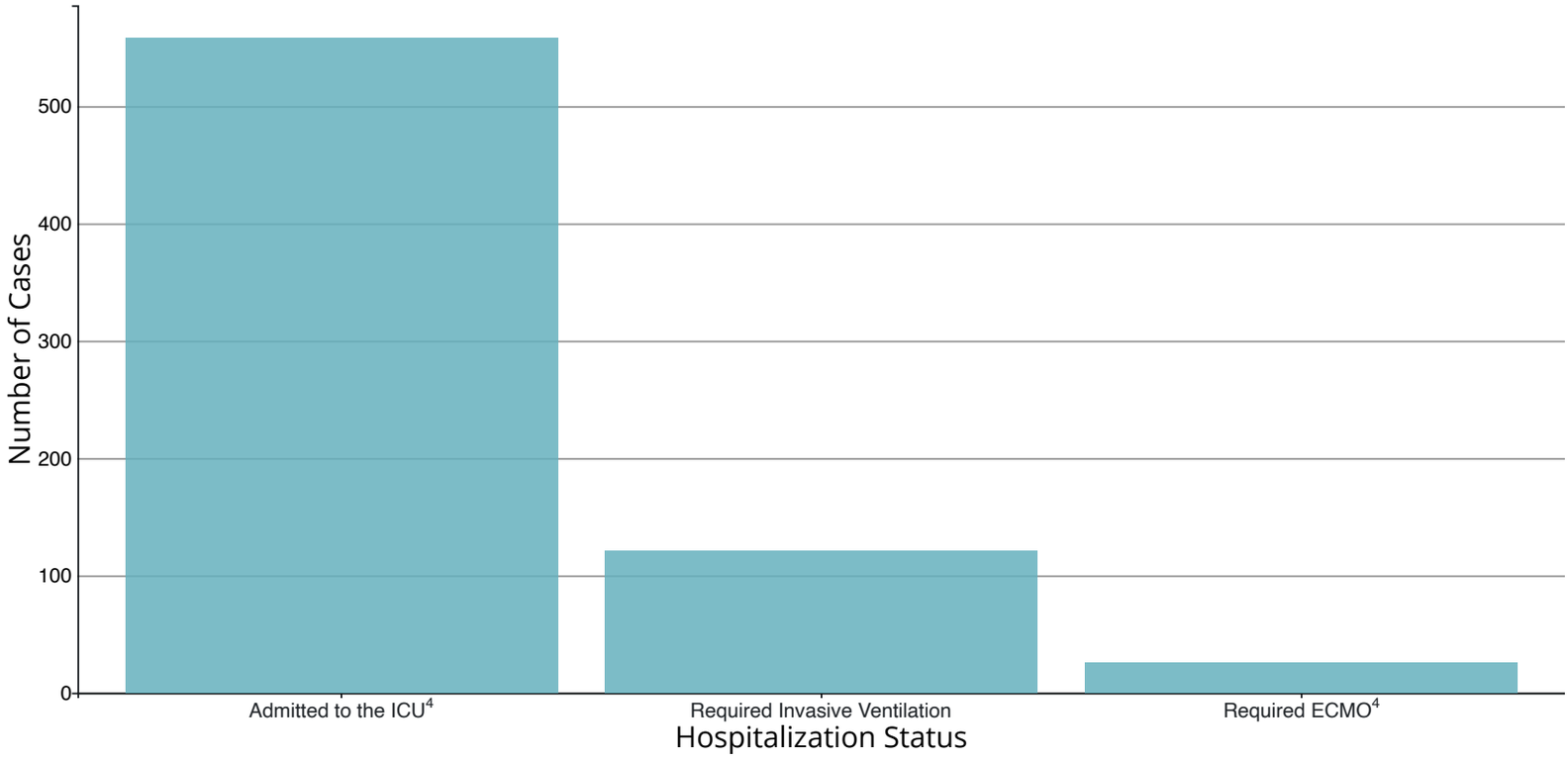

[1]Cases with age <9 years and >54 years are excluded. Cases with unknown age are included.
[2]Other race includes non-Hispanic American Indian or Alaska Native or non-Hispanic Native Hawaiian or Other Pacific Islander
[3] Data were not available to distinguish hospitalization for COVID-19-related indications, such as worsening respiratory status, from hospital admission for pregnancy-related indications, such as delivery.
[4]Abbreviation: ICU, intensive care unit; ECMO, extracorporeal membrane oxygenation, an advanced life support technique used for patients with life-threatening heart and/or lung problems.

Download Chart

Data Downloads and Footnotes

Expand each accordion to view data table and download data

Data Table for COVID-19 during Pregnancy

CDC | Data as of: Tuesday, October 12, 2021 1:16 PM ET. Posted: Tuesday, October 12, 2021 2:51 PM ET

Download Data

Category	Value
Total Cases	128771
Total Deaths	180
Total Cases with Known Age	128771
Total Cases with Unknown Age	0
Percent Cases with Known Age	100
Cases under 15 years	315
Cases 15 to 19 years	6403
Cases 20 to 24 years	25764
Cases 25 to 29 years	38136
Cases 30 to 34 years	34463
Cases 35 to 39 years	17472
Cases 40 to 44 years	4600
Cases 45 to 49 years	937
Cases 50 to 54 years	681
Total Cases with Known Race/Ethnicity	112619
Percent Cases with Known Race/Ethnicity	87.5
Total Cases Hispanic or Latino	42758
Total Cases Asian, Non-Hispanic	3346
Total Cases Black, Non-Hispanic	15365
Total Cases White, Non-Hispanic	43917
Total Cases Multiple, Non-Hispanic	7233
Total Hospitalized Cases	22538
Total Cases Known Hospitalization Status	101977
Percent with Known Hospitalization Status	79.2
Total Cases with Known ICU Status	16206
Percent with Known ICU Status	12.6
Total Cases with Known Ventilation Status	11584
Percent with Known Ventilation Status	9
Total Cases with Known ECMO Status	12033
Percent with Known ECMO Status	9.3
Total ICU Cases	558
Total Ventilation Cases	121
Total ECMO Cases	26
Percent Cases with Known Diagnosis Date	100
Total Cases with Known Diagnosis Date	128771

Data Table for Cases of COVID-19 Among Pregnant Women by Week of Diagnosis

CDC | Data as of: Tuesday, October 12, 2021 1:16 PM ET. Posted: Tuesday, October 12, 2021 2:51 PM ET

Download Data

Week of COVID-19 Diagnosis	Number of Cases
2020-01-26	3

2020-02-09	4
2020-02-16	1
2020-02-23	4
2020-03-01	50
2020-03-08	173
2020-03-15	671
2020-03-22	1032
2020-03-29	1242
2020-04-05	1097
2020-04-12	1137
2020-04-19	1193
2020-04-26	1192
2020-05-03	1101
2020-05-10	1187
2020-05-17	1164
2020-05-24	1094
2020-05-31	1204
2020-06-07	1321
2020-06-14	1513
2020-06-21	1849
2020-06-28	2018
2020-07-05	2167
2020-07-12	2032
2020-07-19	1947
2020-07-26	1759
2020-08-02	1642
2020-08-09	1414
2020-08-16	1434
2020-08-23	1194
2020-08-30	1047
2020-09-06	1129
2020-09-13	1367
2020-09-20	1367
2020-09-27	1588
2020-10-04	1669
2020-10-11	1948
2020-10-18	2049
2020-10-25	2238
2020-11-01	2811
2020-11-08	3089
2020-11-15	3158
2020-11-22	3165
2020-11-29	3970
2020-12-06	3787
2020-12-13	3416
2020-12-20	3100
2020-12-27	3995

2021-01-03	3692
2021-01-10	2945
2021-01-17	2633
2021-01-24	2205
2021-01-31	1863
2021-02-07	1544
2021-02-14	1245
2021-02-21	1113
2021-02-28	1082
2021-03-07	1118
2021-03-14	1229
2021-03-21	1232
2021-03-28	1287
2021-04-04	1345
2021-04-11	1320
2021-04-18	1136
2021-04-25	1083
2021-05-02	933
2021-05-09	777
2021-05-16	708
2021-05-23	525
2021-05-30	484
2021-06-06	485
2021-06-13	385
2021-06-20	487
2021-06-27	574
2021-07-04	707
2021-07-11	916
2021-07-18	1207
2021-07-25	1505
2021-08-01	1617
2021-08-08	1703
2021-08-15	1639
2021-08-22	1553
2021-08-29	1351
2021-09-05	1214
2021-09-12	1133
2021-09-19	1027
2021-09-26	686
2021-10-03	151

Footnotes

This webpage is updated weekly. The cases reported include only confirmed cases with laboratory evidence of SARS-CoV-2 infection.

About the Data:

There are currently 56 U.S.-affiliated jurisdictions reporting cases of COVID-19 to CDC. This includes 50 states, District of Columbia, Guam, New York City, the Northern Mariana Islands, Puerto Rico, and the U.S Virgin Islands. Only about a third of case report forms include information on pregnancy status. Therefore, these numbers likely do not include all pregnant women with COVID-19 in the U.S. and must be interpreted with caution. The completeness of the pregnancy variable continues to improve each week. Increases in the total number of cases of COVID-19 among pregnant women are largely due to the updating of pregnancy status among already reported cases. Case numbers reported on other websites may differ from what is posted on CDC's website because CDC's overall case numbers are validated through a confirmation process with each jurisdiction. Differences between reporting jurisdictions and CDC's website may occur due to the timing of reporting and website updates. The process used for finding and confirming cases reported by other sites may differ. Case counts may fluctuate from week to week due to data quality and cleaning processes.

Since October 2020, CDC has excluded reports of cases of COVID-19 among pregnant women who are younger than age 9 and older than age 54 in the weekly reporting. Based on review of data quality, cases reported as pregnant with ages younger than 9 or older than 54 are less likely to be true pregnancies, and more likely to be data errors. Cases with unknown age are still included.

For more information on how CDC collects COVID-19 surveillance data, see FAQ: COVID-19 Data and Surveillance

For surveillance data on birth and infant outcomes from the Surveillance for Emerging Threats to Mothers and Babies Network (SET-NET) see COVID-19 during Pregnancy: Birth and Infant Outcomes

Looking for data on birth and infant outcomes among pregnant women with COVID-19?

Visit CDC's Birth and Infant Outcomes data page for information on delivery type, preterm birth, and infant test results

Want to learn more about COVID-19 risk for pregnant women and those who are breastfeeding?

Find more information and resources for pregnancy, breastfeeding, and caring for newborns during the COVID-19 pandemic

Get Email Updates

Sign up to receive the COVID Data Tracker Weekly Review.

Email Address:

Email Address

What's this?

Submit