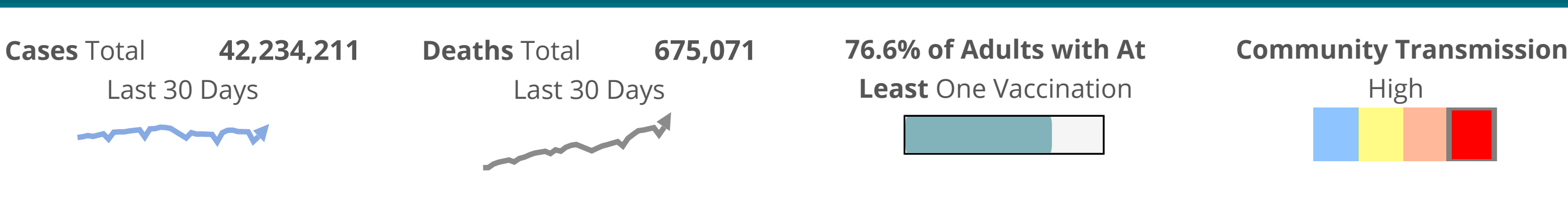


COVID Data Tracker



CURRENT PAGE: Pregnant People: COVID-19 Illness and Outcomes ☰

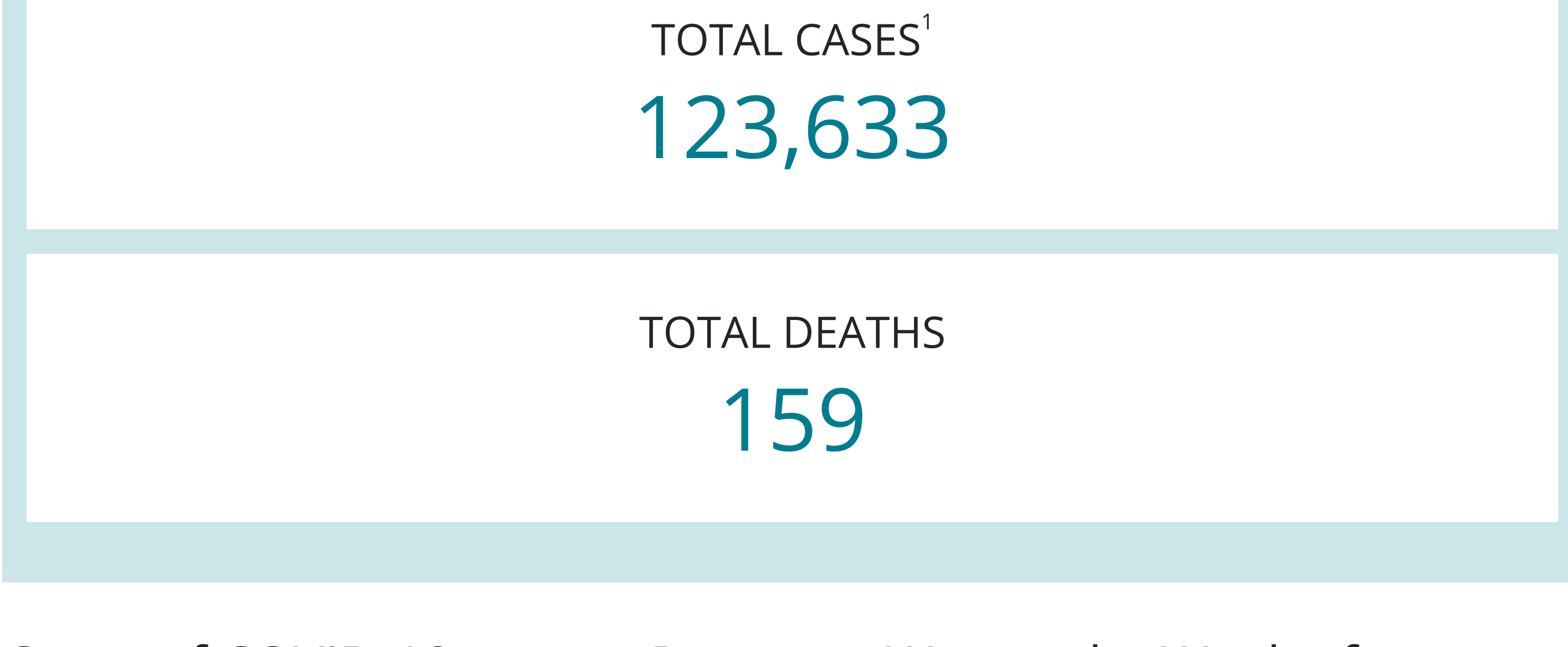
Data on COVID-19 during Pregnancy: Severity of Maternal Illness

Monitoring the impact of COVID - 19 during pregnancy can protect pregnant women and their babies; maps, charts, and data provided by CDC

[View Footnotes and Download Data](#)

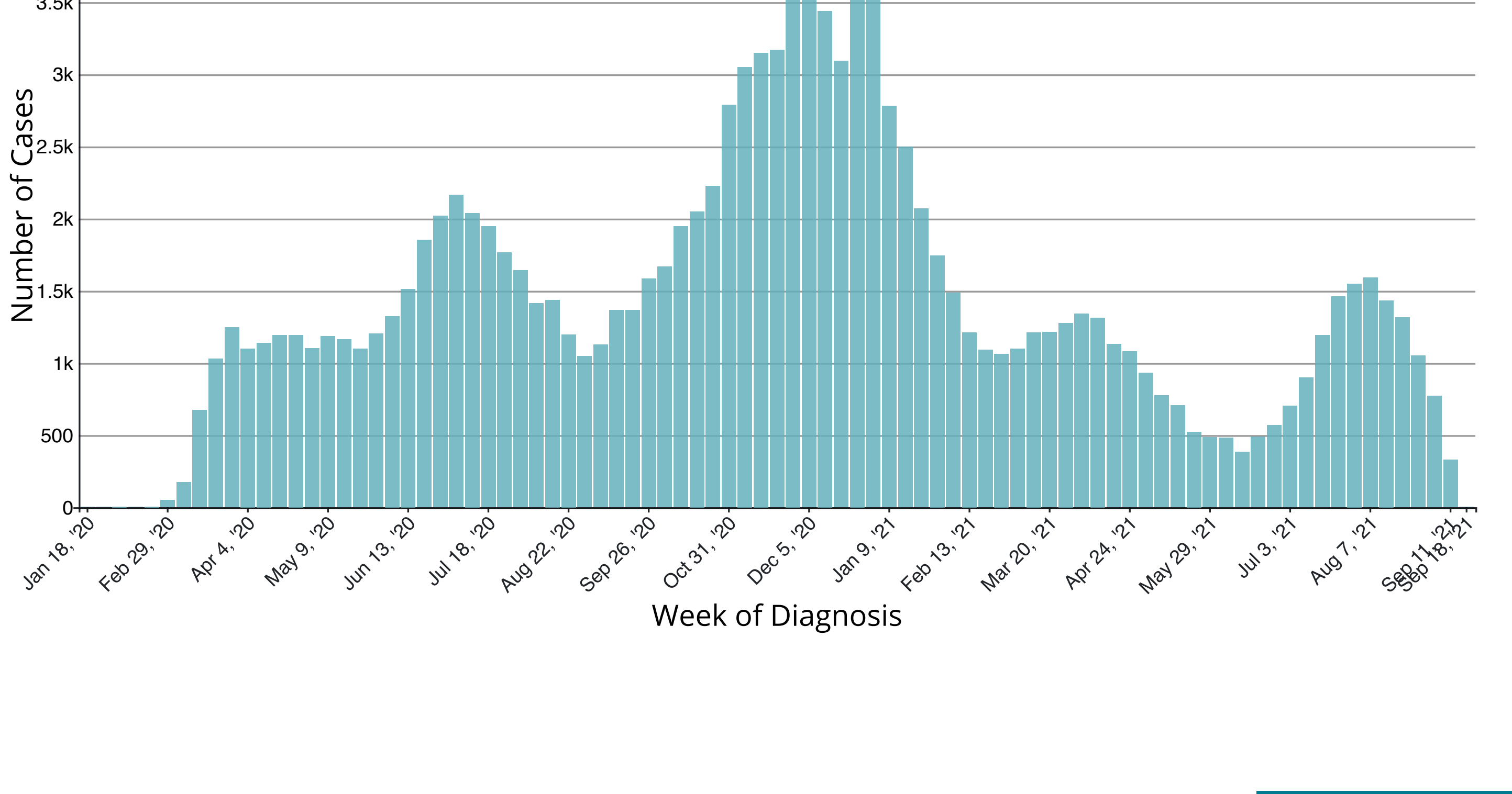
Looking for data on birth and infant outcomes among pregnant women with COVID-19?
 Visit CDC's Birth and Infant Outcomes data page for information on delivery type, preterm birth, and infant test results.

Pregnant women¹ with COVID-19, United States, January 22, 2020 - September 20, 2021



Cases of COVID-19 among Pregnant Women by Week of Diagnosis*

Data were collected from 123,633 women and date of diagnosis** was available for 123,633 (100%) women.



[Download Chart](#)

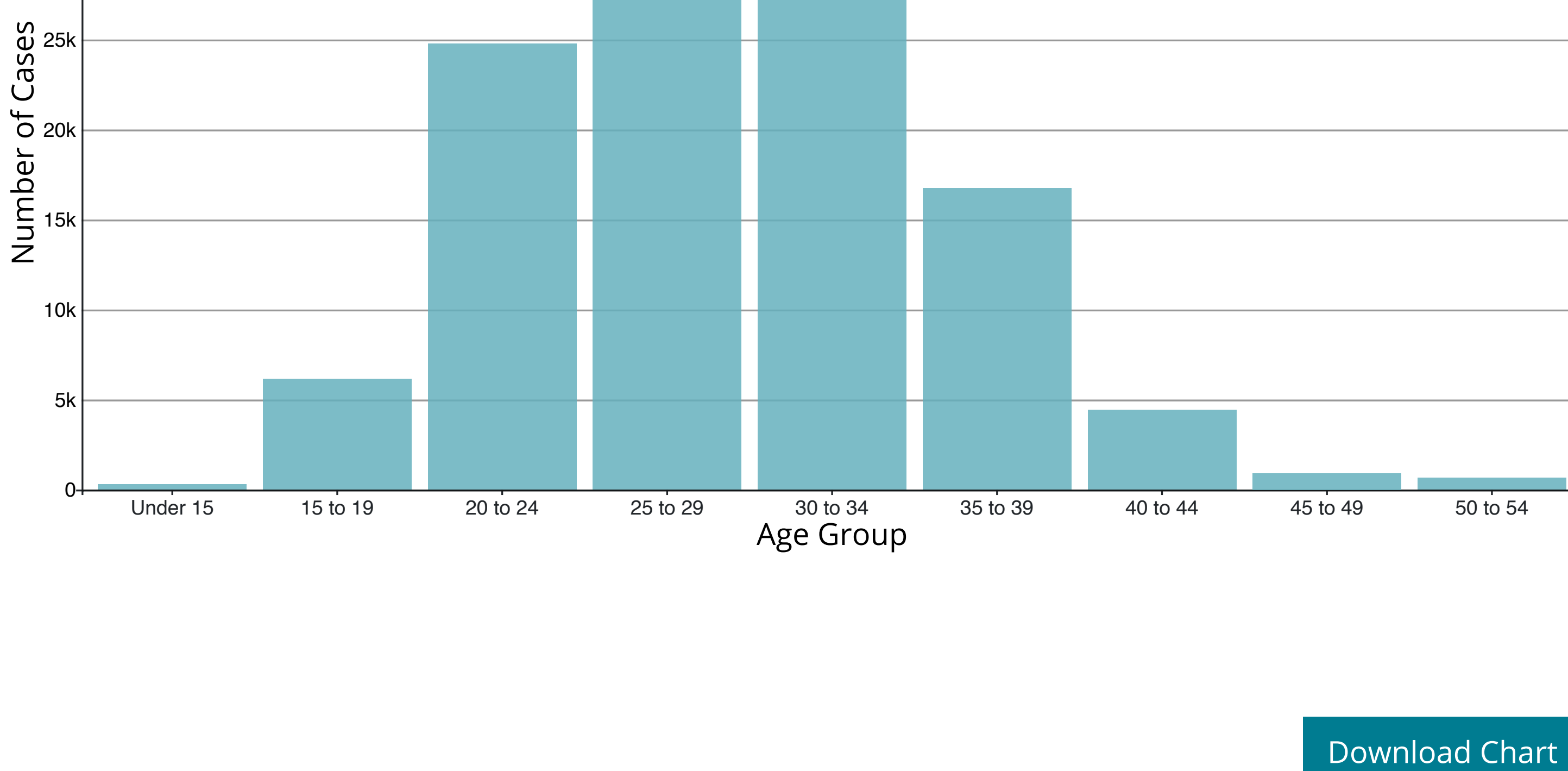
*There is about a 2-4 week delay in the data for a jurisdiction to confirm a case of SARS-CoV-2 in a pregnant woman and report it to CDC.

**Date of diagnosis is derived from the earliest date of either 1) when the case report was received by CDC from a jurisdictional health department or 2) the earliest available date related to the illness or specimen collection.

More information on this dataset: [COVID-19 Case Surveillance Public Use Data](#)

Pregnant women with COVID-19 by age, United States, January 22, 2020 - September 20, 2021

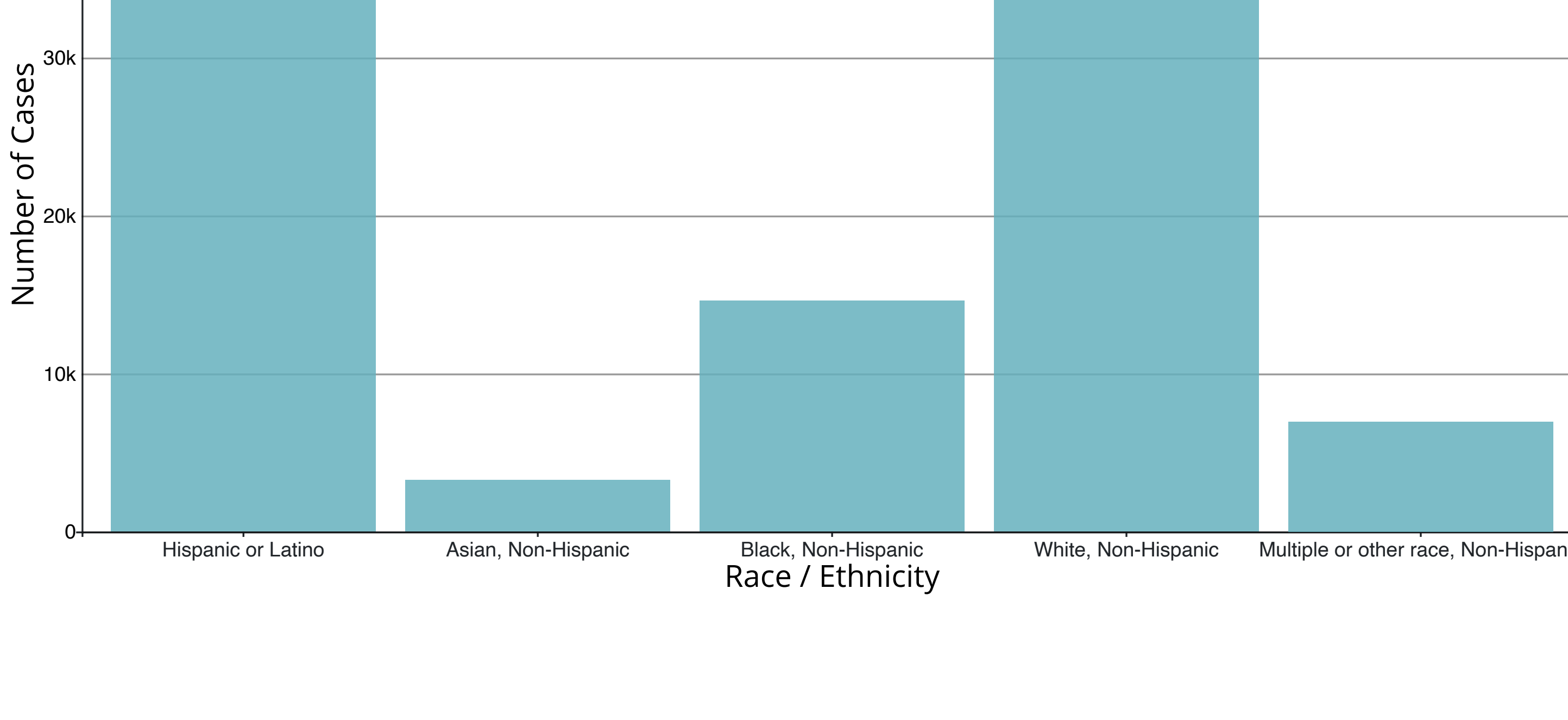
Data were collected from 123,633 women, and age was available for 123,633 (100%) women.



[Download Chart](#)

Pregnant women with COVID-19 by race/ethnicity, United States, January 22, 2020 - September 20, 2021

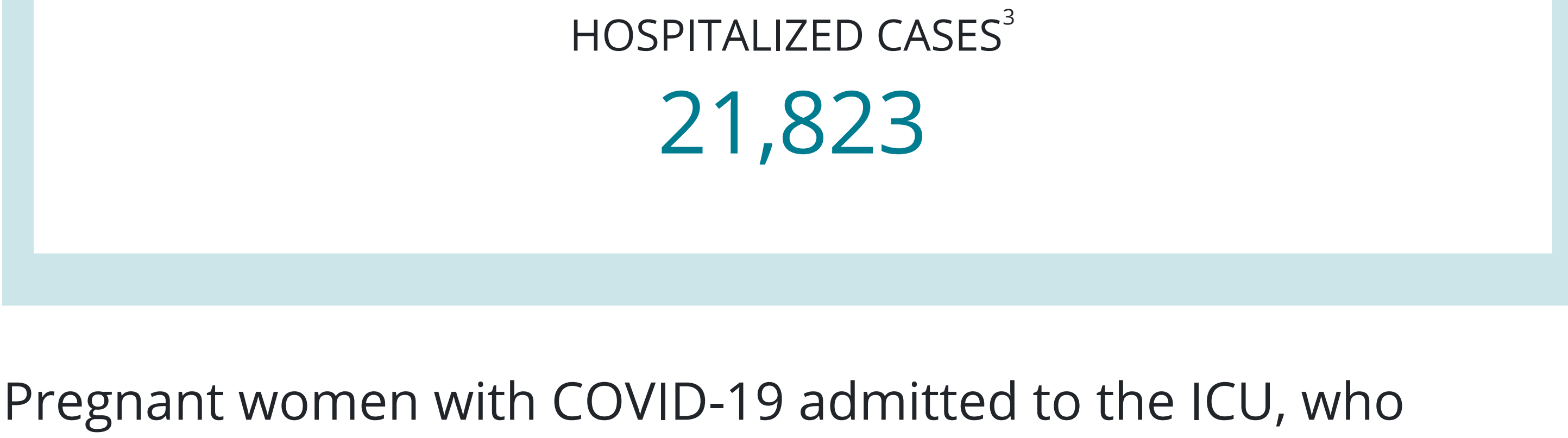
Data were collected from 123,633 women, but race/ethnicity was only available for 108,005 (87.4%) women.



[Download Chart](#)

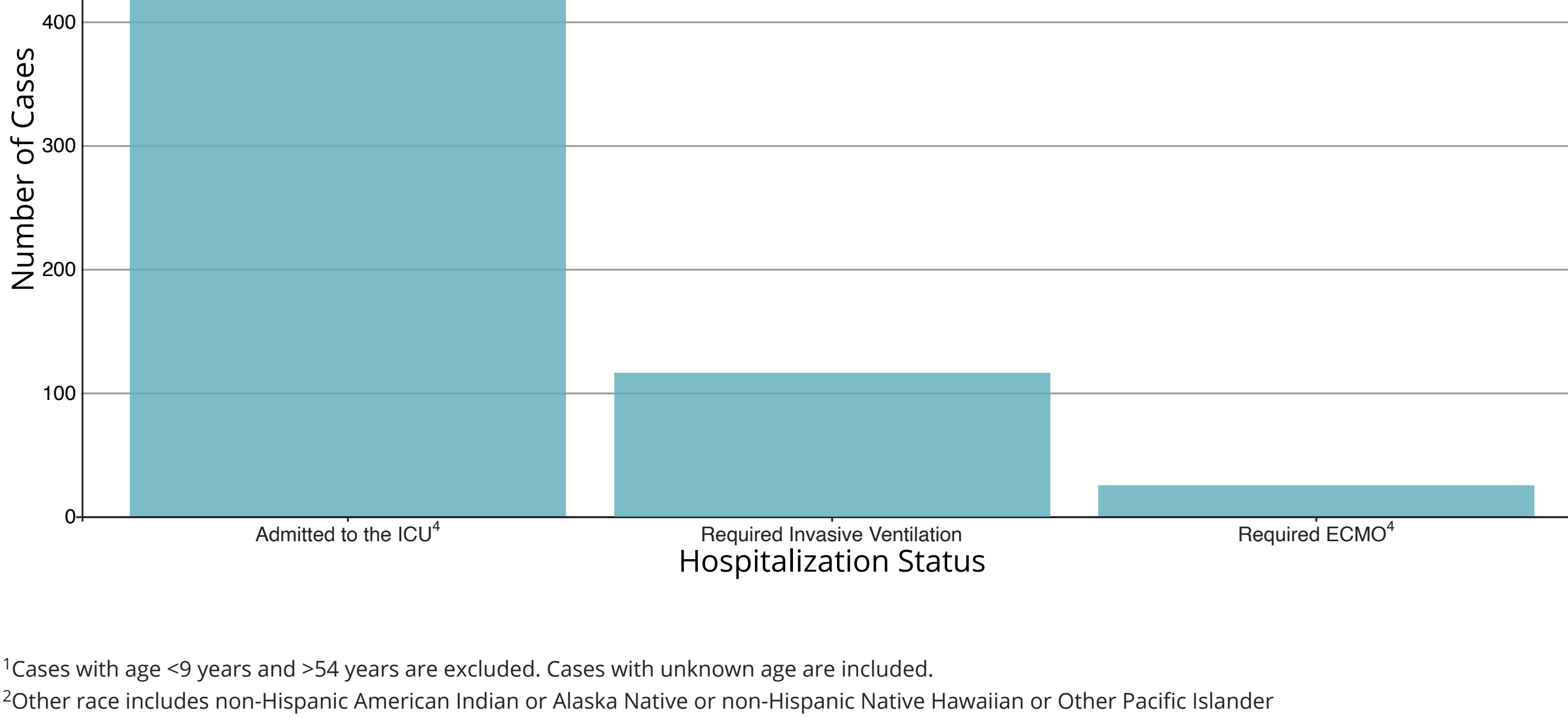
Pregnant Women with COVID-19 who were hospitalized, United States, January 22, 2020 - September 20, 2021

Data were collected from 123,633 women, but hospitalization data were only available for 97,521 (78.9%).



Pregnant women with COVID-19 admitted to the ICU, who required invasive ventilation, or who required ECMO, United States, January 22, 2020 - September 20, 2021

Data were collected from 123,633 women, but ICU admission data were only available for 15,780 (12.8%) women, invasive ventilation data were only available for 10,943 (8.9%) women, and ECMO data were only available for 11,403 (9.2%).



¹Cases with age <9 years and >54 years are excluded. Cases with unknown age are included.
²Other race includes non-Hispanic American Indian or Alaska Native or non-Hispanic Native Hawaiian or Other Pacific Islander
³Data were not available to distinguish hospitalization for COVID-19-related indications, such as worsening respiratory status, from hospital admission for pregnancy-related indications, such as delivery.
⁴Abbreviation: ICU, intensive care unit; ECMO, extracorporeal membrane oxygenation, an advanced life support technique used for patients with life-threatening heart and/or lung problems.

[Download Chart](#)

Data Downloads and Footnotes

Expand each accordion to view data table and download data

- [Data Table for COVID-19 during Pregnancy](#) +
- [Data Table for Cases of COVID-19 Among Pregnant Women by Week of Diagnosis](#) +
- [Footnotes](#) +

Looking for data on birth and infant outcomes among pregnant women with COVID-19?
 Visit CDC's Birth and Infant Outcomes data page for information on delivery type, preterm birth, and infant test results

Want to learn more about COVID-19 risk for pregnant women and those who are breastfeeding?
 Find more information and resources for pregnancy, breastfeeding, and caring for newborns during the COVID-19 pandemic

Get Email Updates

Sign up to receive the COVID Data Tracker Weekly Review.

Email Address:

[What's this?](#) [Submit](#)